

CABLINE®-VS IIF SHELL ASS'Y

Part No. 20862-0**T-01

Packing Standard

Rev.	ECN	Date	Prepared by	Checked by	Approved by
1	S23358	October 13, 2023	T.Onishi	M.Muro	H.Ikari
0	S17809	November 6, 2017	Y.Miyazaki	T.Masunaga	H.Ikari

1. Product Name(s) and Parts Number(s)

Product Name	Part Number
CABLINE-VS IIF SHELL ASS'Y	20862-0**T-01

2. Packing Material

POS.	TRAY P/N 950268				SHIPPING CARTON P/N 950001	PACKING CARTON P/N 950000
	Outer Dimension	POCKET			Outer Dimension	Outer Dimension
	W×D×H	Width	Depth	Number of Pockets	W×D×H	W×D×H
30P	360×165×4	29.0×8.0	3.5	100 (TOTAL)	385×175×90	406×406×214
40P						

Pos.	PLASTIC BAG P/N 950524	DESICCANT
	SIZE	QUANTITY 1 BAG
30P	460×305	3g×1
40P		

3. Packing Quantity

Pos.	Pieces per Ditch	Pieces per Tray	Pieces per Shipping Carton	Quantity Per Packing Carton
30P	1	100	100 x 20 = 2,000	2,000 x 4 = 8,000
40P				

4. Label

The diagram shows a rectangular label layout divided into several sections:

- Top Left:** Fields for P/N (1), QTY (2), and LOT (3).
- Top Right:** A 'CHECK' field (6) and a circular 'Recycle Mark' (8) containing the text '托盘' (Tray), '05', and 'PP'.
- Bottom Left:** A QR code (5) and a 'MADE IN *****' field (7) with an arrow pointing left.
- Bottom Middle:** A 'NAME:' field (4) containing a 'RoHS Compliant' logo (9).
- Bottom Right:** A 'REMARK' field and a 'HF' logo (10).

- ① Part Number
- ② Quantity
- ③ Ten Digits Product Lot Number

Y	Y	M	M	D	D	#	#	#	#
Year		Month		Day		Four Digit Code for I-PEX usage			

- ④ Product Name
- ⑤ QR Code
- ⑥ Check Stamp
- ⑦ Country of Origin
- ⑧ Recycle Mark and Compliance Mark
- ⑨ Logo Mark
- ⑩ Manufacture Name

5. Packing Method

Direction of products putting in tray.

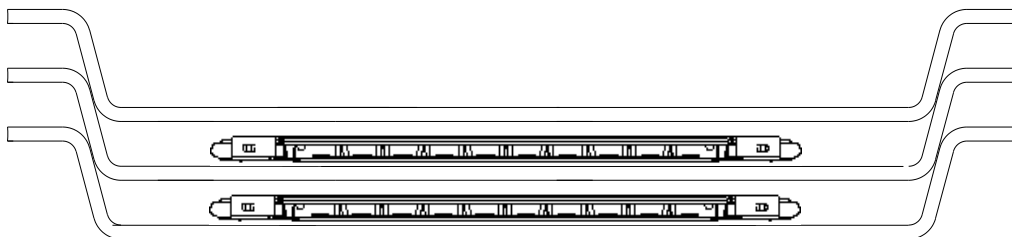


Fig. 1

[NOTE] Piling the tray to the same direction and putting a lid on the tray with empty tray.

※Move logo mark upward, and pack it.

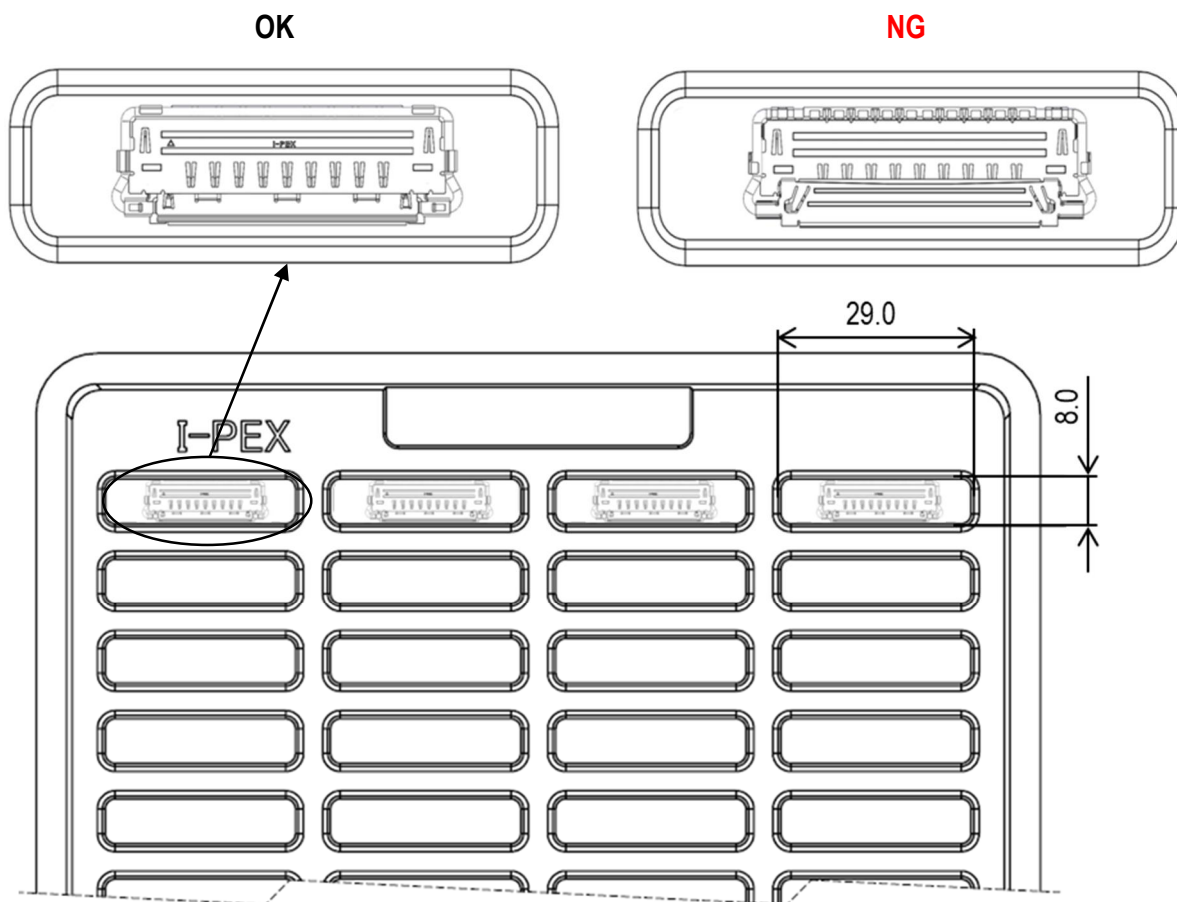


Fig. 2

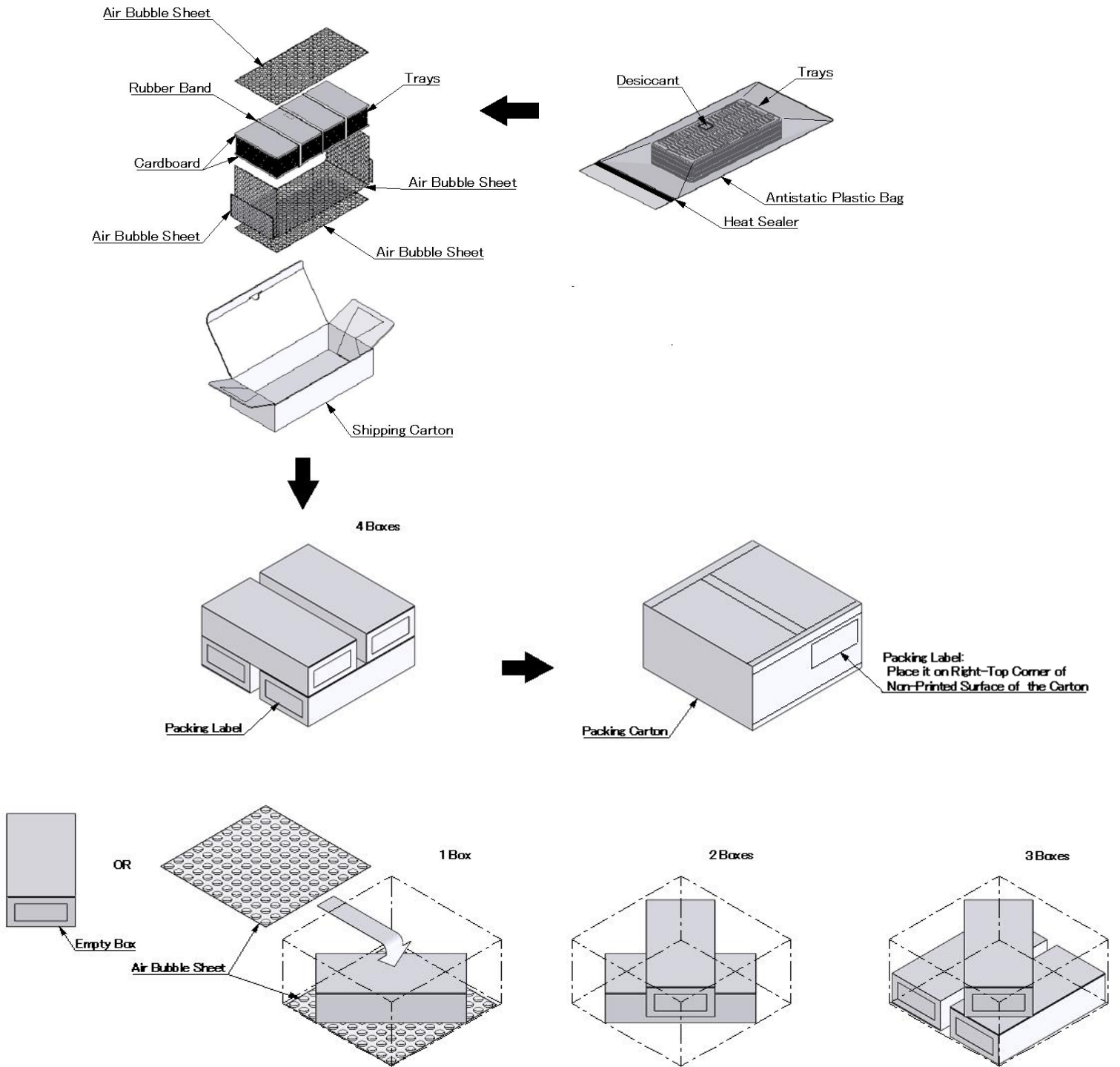


Fig.3

※If operator pulls up the rubber band when they take out parts, there is possibility that tray bundle loosen and the parts drop out.
Please note the taking up method.

OK



Pull up air bubble sheet.

NG



Not pull up rubber band.