

# CABLINE<sup>®</sup>-UX II PLUG HOUSING ASSEMBLY

Part No. 20532-#\*\*T-#2-#

## Packing Standard

9	S24198	July 16, 2024	A.Koyanagi	T.Tanigawa	H.Ikari
8	S20294	July 7, 2020	A.Koyanagi	T.Kurachi	Y.Shimada
7	S19197	March 26, 2019	A.Koyanagi	T.Masunaga	Y.Shimada
6	S15152	April 7, 2015	S.T	-	Tom
Rev.	ECN	Date	Prepared by	Checked by	Approved by

## 1. Product Name(s) and Parts Number(s)

CABLINE-UX II PLUG HOUSING ASSEMBLY, 20532-#\*\*T-#2-#

## 2. Packing Material

Pos.	MEASURE	POCKET WIDTH REFER FIG.2	DEPTH	POCKET QTY.	SHIPPING CARTON	PACKING CARTON
30P	360×165	19.0×4.2	1.8	200 (TOTAL)	375×166×84 INNER	406×406×214 OUTER
34P						
40P						
50P						

## 3. Packing Quantity

Pos.	QTY. IN DITCH	QTY. IN TRAY	QTY. IN SHIPPING CARTON (TRAY QTY.)	QTY. IN PACKING CARTON (S CARTON QTY.)
30P	1	200	4,000 (20 TRAYS)	16,000 (4 BOXES)
34P				
40P				
50P				

## 4. Label

P/N	①	CHECK	托盘 ⑧
QTY	②	⑥	06 PS
LOT	③		
⑩	④	REMARK	
⑤	RoHS Compliant		
	MADE IN ***** ← ⑦		HF
			⑨

- ① Part Number
- ② Quantity
- ③ Ten Digits Product Lot Number

Y	Y	M	M	D	D	#	#	#	#
Year		Month		Day		Four Digit Code for I-PEX usage			

- ④ Product Name
- ⑤ QR Code
- ⑥ Check Stamp
- ⑦ Country of Origin
- ⑧ Recycle Mark and Compliance Mark
- ⑨ Logo Mark
- ⑩ Manufacture Name

## 5. Packing label

Direction of products putting in tray)

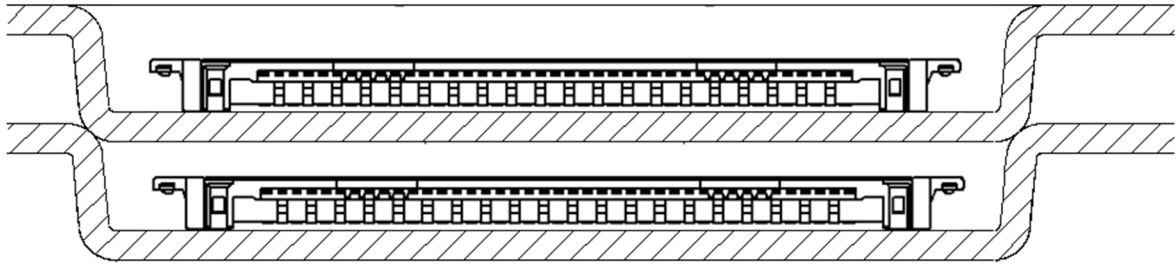


Fig.1

[NOTE] piling the tray to the same direction and putting lid on the tray with empty tray.

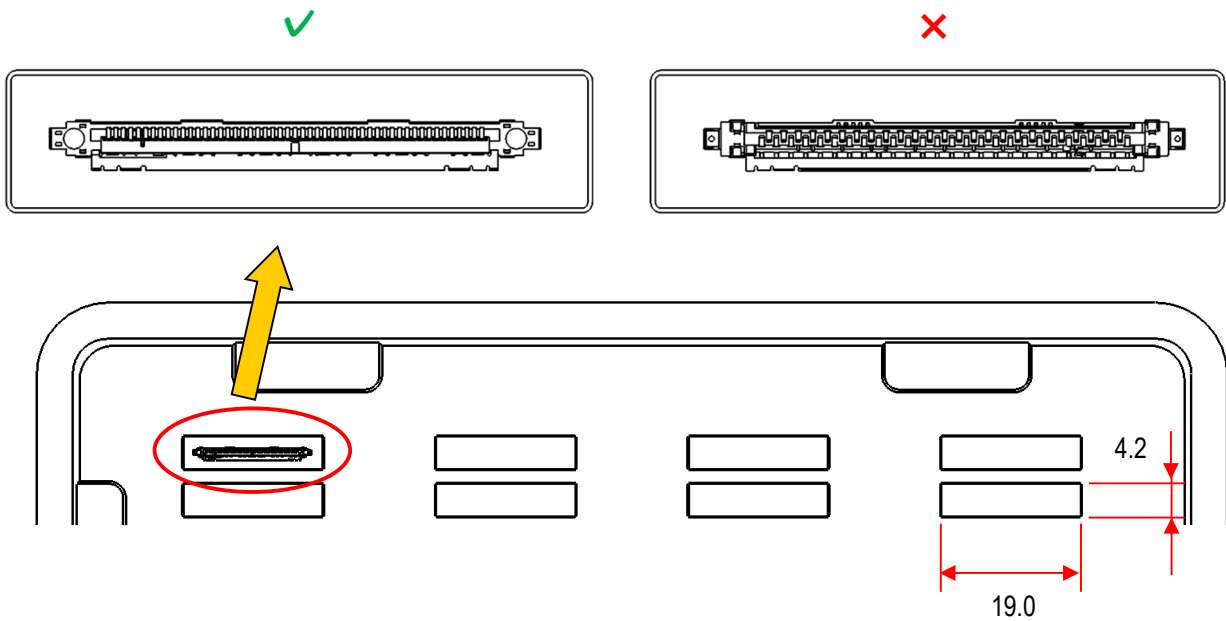


fig.2

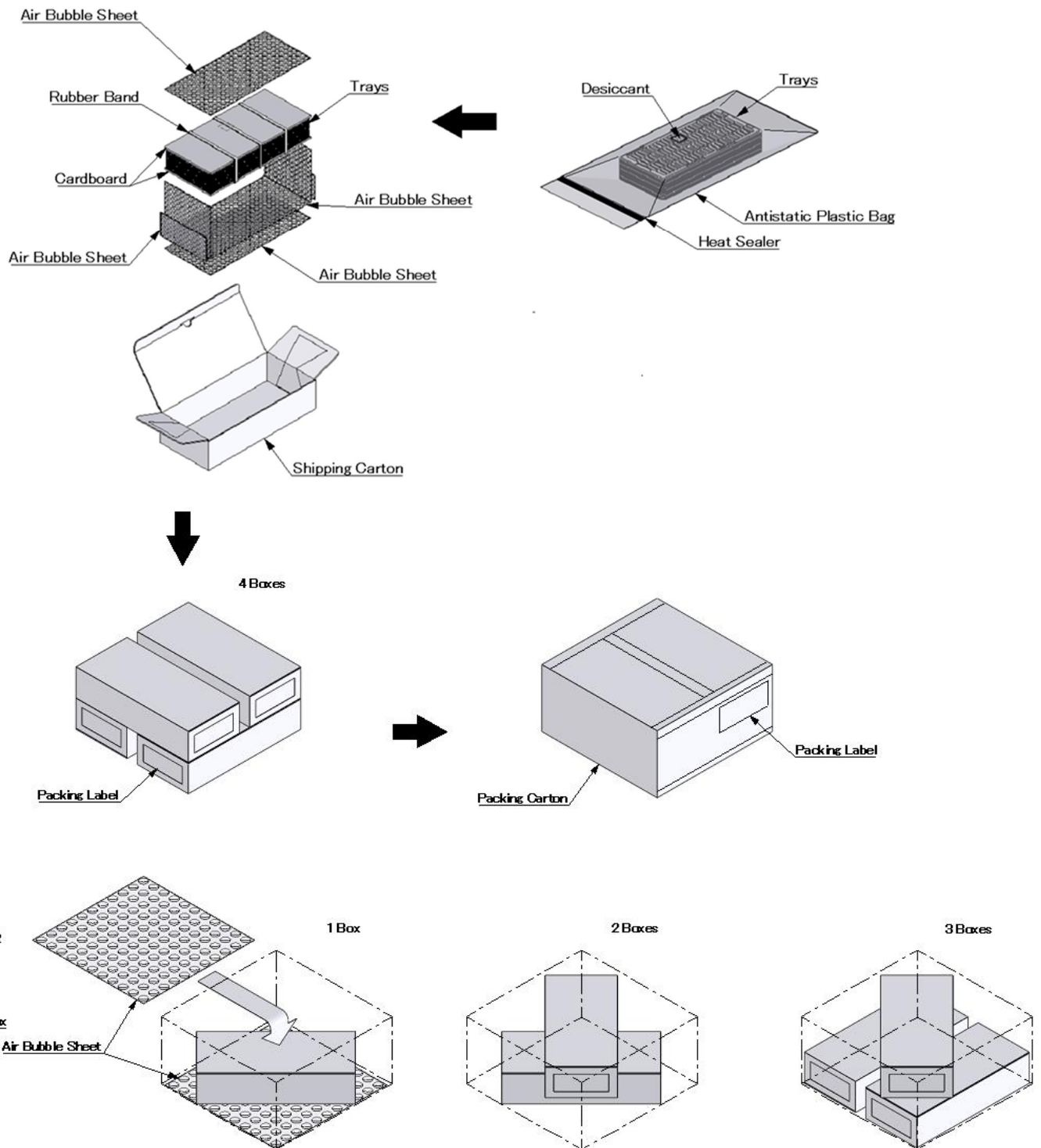


Fig.3

If operator pulls up the rubber band when they take out parts, there is possibility that tray bundle loosen and the parts drop out. Please note the taking up method.

