

CABLINE®-UM RECEPTACLE ASSEMBLY

Part No. 20879-0**E-##

Packing Standard

5	S24031	January 24, 2024	K.Tanabe	M.Nakamura	T.Masunaga
4	S23257	August 7, 2023	K.Tanabe	M.Nakamura	T.Masunaga
3	S20647	December 11, 2020	T.Masunaga	-	H.Ikari
2	S20435	August 24, 2020	R.Morita	T.Masunaga	H.Ikari
Rev.	ECN	Date	Prepared by	Checked by	Approved by

1. Product Name(s) and Part Number(s)

Product Name	Part Number
CABLINE-UM RECEPTACLE ASSEMBLY	20879-0**E-##

2. Packing Material and Part Number






P/N	Pos.	Emboss Tape		Reel		Packing Carton
		Width	Thickness	Diameter	Width	Outer Dimension
20879-0**E-##	30 P	32.0	2.50	φ380	37.4	406×406×214 OUTER
	40P					
	50P	44.0				
	60P					

Pos	Plastic Bag	DESICCANT
	950113 W×D	QUANTITY (1 BAG)
30P		
40P	600×460	3g×1
50P		
60P		

3. Packing Quantity

Pos.	Pieces per Reel	Quantity Per Packing Carton
30P	4500	4500×4=18000 (4 REELS)
40P		
50P		4500×3=13500 (3 REELS)
60P		

4. Label

P/N	①	CHECK	⑧  06 PS 料带封带  01 PET 捆包料带  06 PS 
QTY	②	⑥	
LOT	③		
 ⑤ ⑩	NAME:	REMARK	
	④ MADE IN ***** ← ⑦ RoHS Compliant ⑨		

① Part Number : Ex. 20879-030E-01

② Quantity

③ Ten Digits Product Lot Number

Y	Y	M	M	D	D	#	#	#	#
Year		Month		Day		Four Digit Code for I-PEX usage			

④ Product Name : EX. CABLINE-UM RECEPTACLE ASSEMBLY

⑤ QR Code

⑥ Check Stamp

⑦ Country of Origin

⑧ Recycle Mark and Compliance Mark

⑨ Logo Mark

⑩ Manufacture Name

5. Packing Method [See Fig 1]

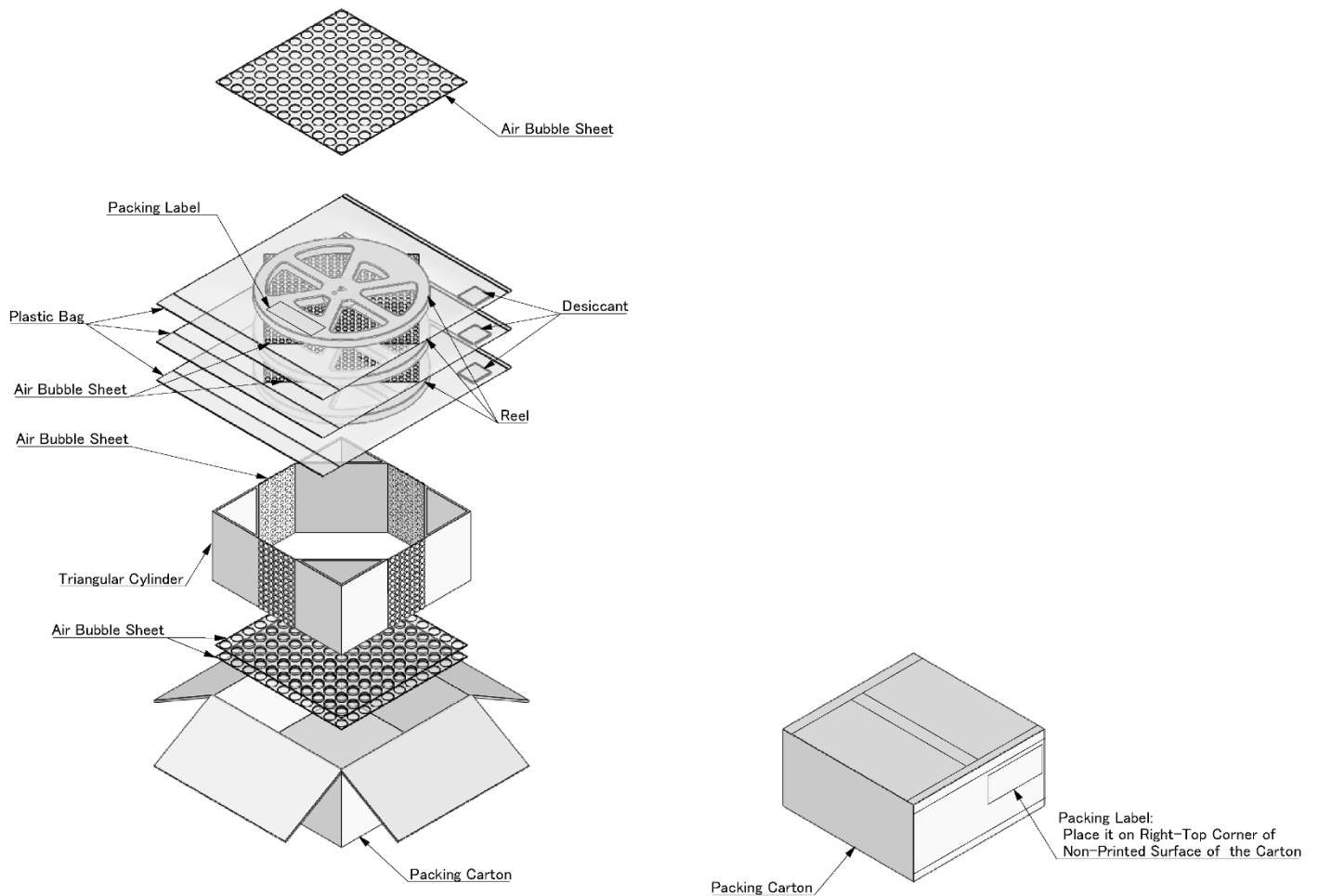


Fig.1