

CABLINE®-UM PLUG HOUSING ASS'Y

Part No. 20878-0**T-#1

Packing Standard

2	S20646	December 11, 2020	T.Masunaga	-	H.Ikari
1	S20424	August 25, 2020	T.Masunaga	-	H.Ikari
0	S18287	August 1, 2018	Y.Sasa	T.Masunaga	H.Ikari
Rev.	ECN	Date	Prepared by	Checked by	Approved by

CABLINE-UM PLUG HOUSING ASS'Y Packing Standard

Document No.
PST-18044-C02EN

1. Product Name(s) and Parts Number(s)

Product Name	Part Number
CABLINE-UM PLUG HOUSING ASS'Y	20878-0**T-#1

2. Packing Material

Pos.	Tray				Shipping Carton	Packing Carton
	30,40P:950268, 60P:950548				950001	950000
	Outer Dimension		Pocket		Outer Dimension	Outer Dimension
	WxDxH	Width	Depth	Number of Pockets	WxDxH	WxDxH
30P						
40P	360 x 165 x 4	29.0 x 8.0	3.5	100	385 x 175 x 90	406 x 406 x 214
60P		32.0 x 8.0				

Pos.	Plastic Bag	Desiccant
	950524	Quantity (1 BAG)
	Size	
30P		
40P	460 x 305	3g x 1
60P		

3. Packing Quantity

Pos.	Piece per Ditch	Pieces per Tray	Pieces per Shipping Carton	Quantity Per Packing Carton
30P				
40P	1	100	100 × 20 = 2,000	2,000 × 4 = 8,000
60P				

4. Label

The diagram shows a rectangular label with the following layout:

- Top Left:** Fields for P/N, QTY, and LOT.
- Top Right:** CHECK field with a stamp area (6).
- Bottom Left:** QR code (5) and a 'RoHS Compliant' logo (9).
- Bottom Middle:** NAME field (4) and MADE IN ***** field (7).
- Bottom Right:** REMARK field.
- External:** A recycling symbol (8) with '05 PP' and '托盘' (Tray) text, and the HF logo (10) are located outside the main label border.

- ① Part Number : Ex. 20878-030T-01
- ② Quantity
- ③ Ten Digits Product Lot Number

Y	Y	M	M	D	D	#	#	#	#
Year		Month		Day		Four Digit Code for I-PEX usage			

- ④ Product Name : Ex. CABLINE-UM PLUG HOUSING ASS'Y
- ⑤ QR Code
- ⑥ Check Stamp
- ⑦ Country of Origin
- ⑧ Recycle Mark and Compliance Mark
- ⑨ Logo Mark
- ⑩ Manufacture Name

5. PACKING STYLE

Direction of products putting in tray.

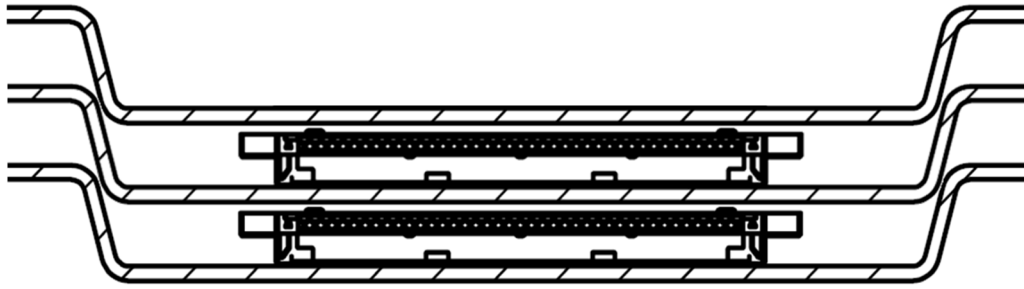


Fig.1

[NOTE] Piling the tray to the same direction and putting a lid on the tray with empty tray.

※ Move metal shell downward, and pack it.

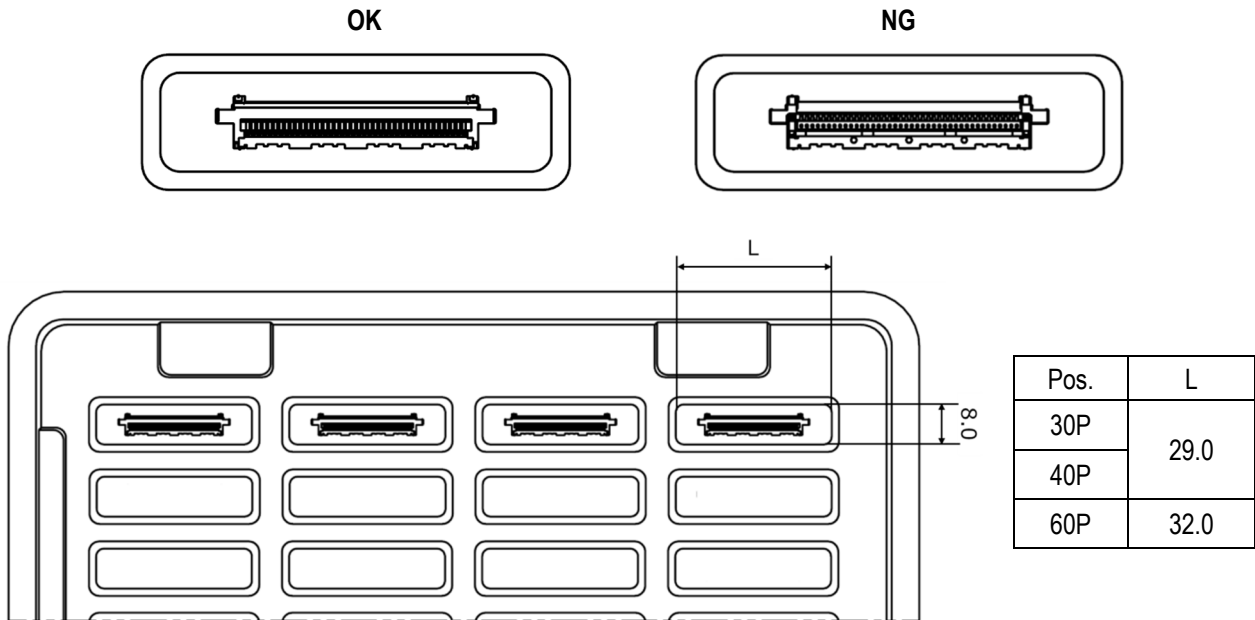


Fig.2

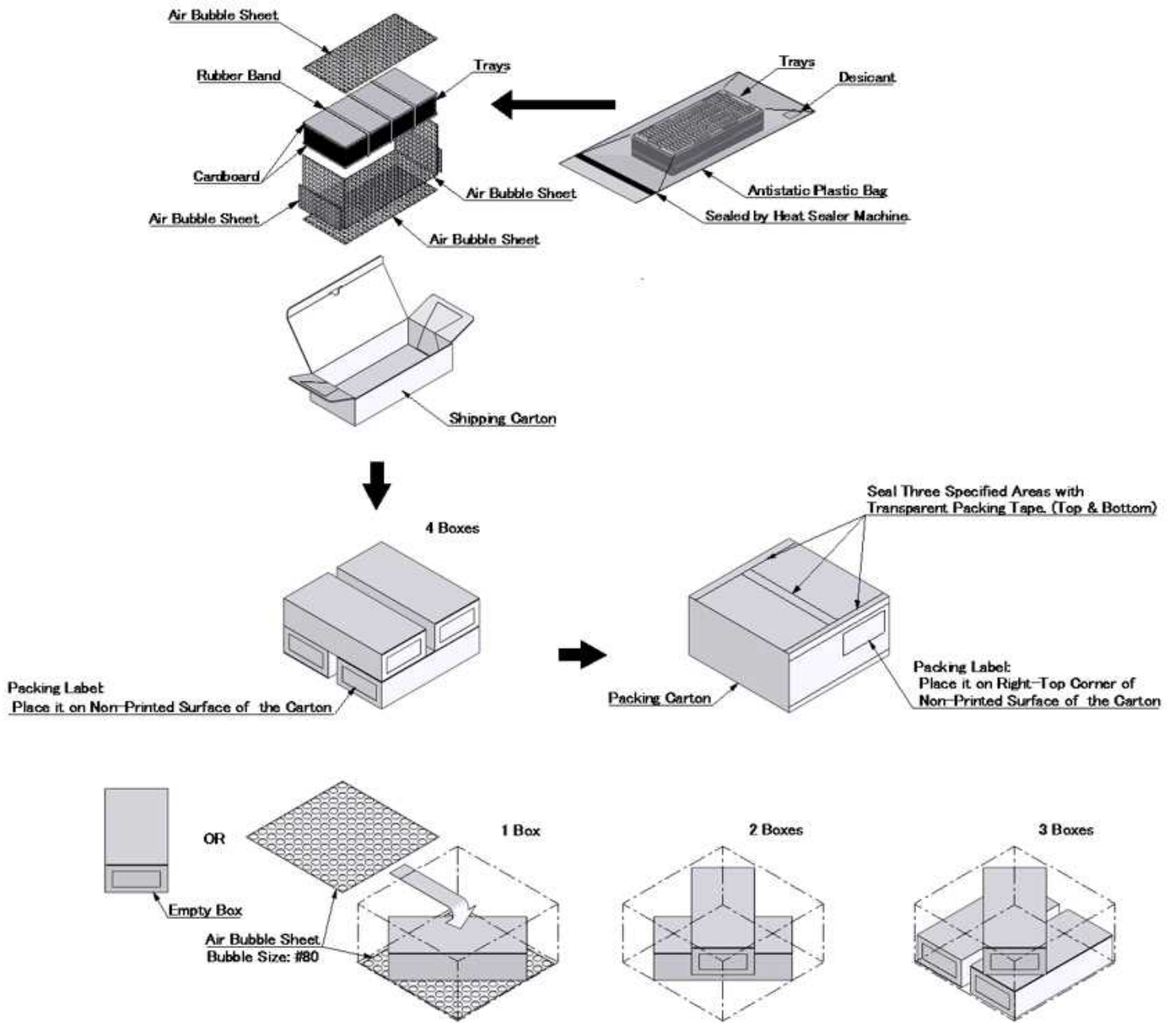


Fig.3

- ※ If operator pulls up the rubber band when they take out parts, there is possibility that tray bundle loosen and the parts drop out. Please note the taking up method.

