

CABLINE[®]-UM PLUG HOUSING ASS'Y

Part No. 20878-0**T-#1

Packing Standard

| Rev. | ECN | Date | Prepared by | Checked by | Approved by |
|------|--------|-----------------|-------------|------------|-------------|
| 1 | S20424 | August 25, 2020 | T.Masunaga | - | H.Ikari |
| 0 | S18287 | August 1, 2018 | Y.Sasa | T.Masunaga | H.Ikari |

1. Product Name(s) and Parts Number(s)

| Product Name | Part Number |
|-------------------------------|---------------|
| CABLINE-UM PLUG HOUSING ASS'Y | 20878-0**T-#1 |

2. Packing Material

| Pos. | Tray | | | | Shipping Carton | Packing Carton |
|------|-----------------|------------|--------|-------------------|-----------------|-----------------|
| | 950268 | | | | 950001 | 950000 |
| | Outer Dimension | | Pocket | | Outer Dimension | Outer Dimension |
| | W×D×H | Width | Depth | Number of Pockets | W×D×H | W×D×H |
| 30P | 360 x 165 x 4 | 29.0 x 8.0 | 3.5 | 100 | 385 x 175 x 90 | 406 x 406 x 214 |
| 40P | | | | | | |

| Pos. | Plastic Bag | | Desiccant |
|------|-------------|--|------------------|
| | 950524 | | Quantity (1 BAG) |
| | Size | | |
| 30P | 460 x 305 | | 3g x 1 |
| 40P | | | |

3. Packing Quantity

| Pos. | Piece per Ditch | Pieces per Tray | Pieces per Shipping Carton | Quantity Per Packing Carton |
|------|-----------------|-----------------|----------------------------|-----------------------------|
| 30P | 1 | 100 | 100 × 20 = 2,000 | 2,000 × 4 = 8,000 |
| 40P | | | | |

4. Label

The diagram shows a rectangular label with the following layout:

- Top Left:** Fields for P/N, QTY, and LOT.
- Top Middle:** Field for NAME.
- Top Right:** Field for CHECK.
- Bottom Left:** QR Code.
- Bottom Middle:** Field for REMARK, containing a 'RoHS Compliant' logo and 'MADE IN *****' with an arrow pointing to a field.
- Right Side:** A recycling symbol with '05 PP' and the Chinese characters '托盘' (Tray).
- Bottom Right:** 'HF' logo.

Numbered callouts 1-10 point to: 1. P/N field, 2. QTY field, 3. LOT field, 4. NAME field, 5. QR Code, 6. CHECK field, 7. Country of Origin field, 8. Recycling symbol, 9. HF logo, 10. Label border.

① Part Number : Ex. 20878-030T-01

② Quantity

③ Ten Digits Product Lot Number

| Y | Y | M | M | D | D | # | # | # | # |
|------|---|-------|---|-----|---|---------------------------------|---|---|---|
| Year | | Month | | Day | | Four Digit Code for I-PEX usage | | | |

④ Product Name : Ex. CABLINE-UM PLUG HOUSING ASS'Y

⑤ QR Code

⑥ Check Stamp

⑦ Country of Origin

⑧ Recycle Mark and Compliance Mark

⑨ Logo Mark

⑩ Manufacture Name

5. PACKING STYLE

Direction of products putting in tray.

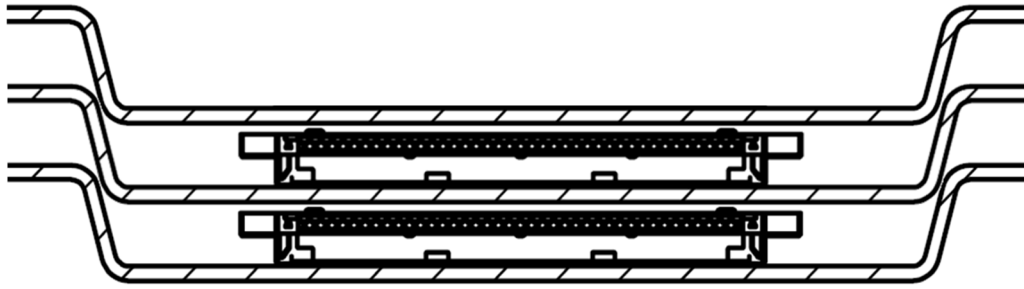


Fig.1

[NOTE] Piling the tray to the same direction and putting a lid on the tray with empty tray.

※ Move metal shell downward, and pack it.

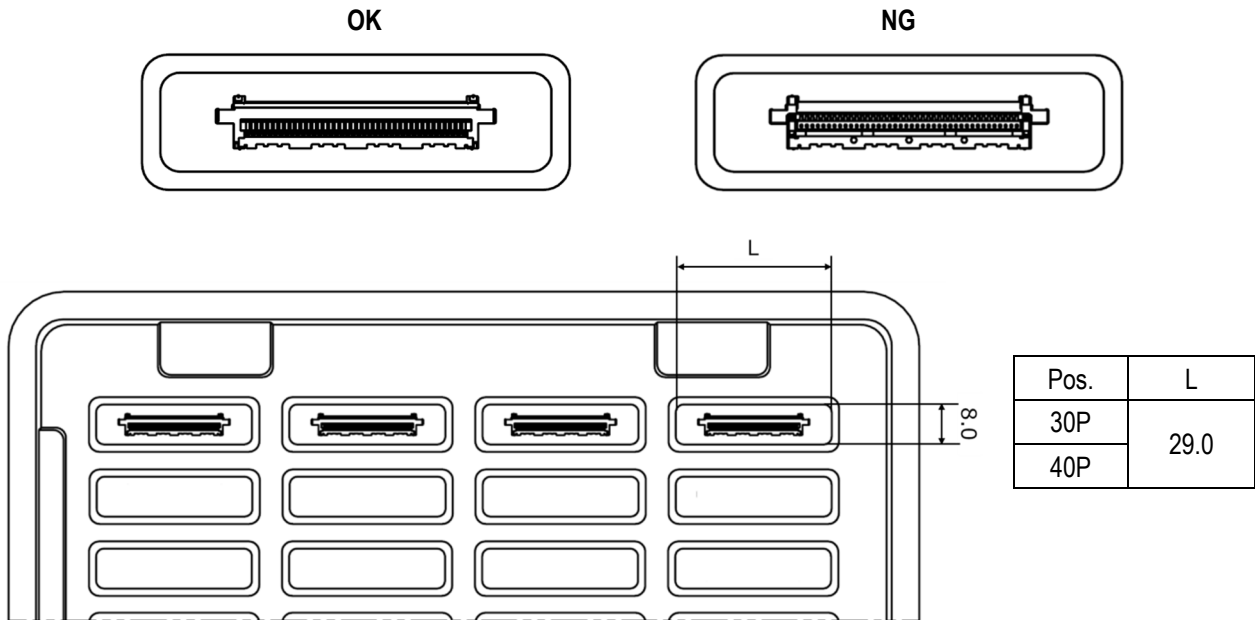


Fig.2

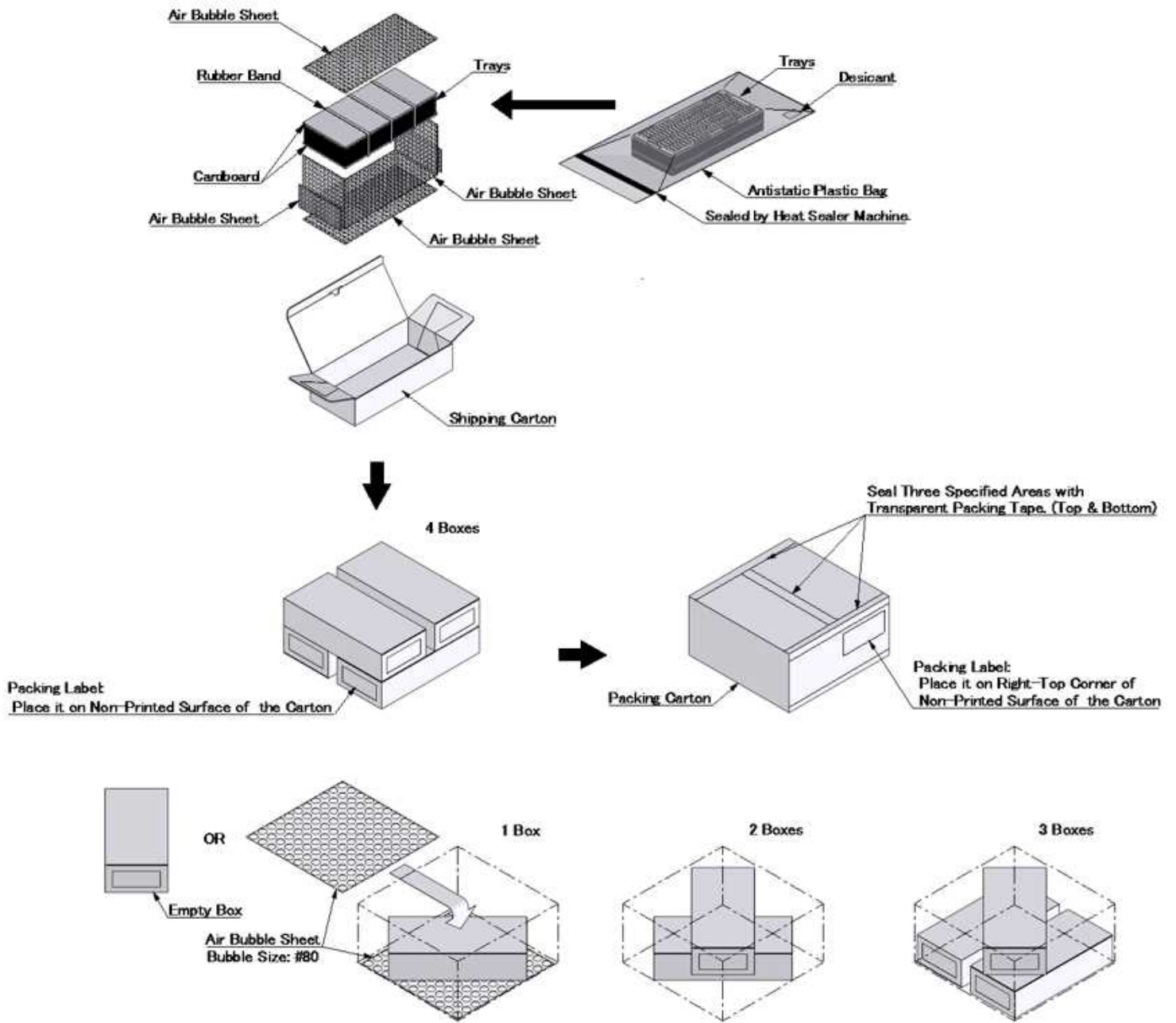


Fig.3

※ If operator pulls up the rubber band when they take out parts, there is possibility that tray bundle loosen and the parts drop out. Please note the taking up method.

