

AP-10 PLUG HEIGHT CHANGE TYPE

Part No. 3539-0001-45T

Packing Standard

Rev.	ECN	Date	Prepared by	Checked by	Approved by
0	S22113	March 16, 2022	M.Hidaka	K.Tanaka	Y.Hashimoto

1. Product Name(s) and Part Number(s)

Product Name	Part Number
AP-10 PLUG HEIGHT CHANGE TYPE	3539-0001-45T

2. Packing Material

Tray			Cover Tray	Plastic Bag	Desiccant	Shipping Carton	Packing Carton
Dimension	Depth	Number of Pockets	Dimension WxD	Dimension WxD	Quantity	Dimension WxD	Dimension WxD
324x165	19.0	190 (Total)	312x154	460x305	1	385x175x90 Outer	406x406x214 Outer

3. Packing Quantity

Pieces per Tray	Quantity in Shipping Carton	Quantity per Packing Carton
190	190×4=760	760×4=3,040

4. Label and Sticker Types

4-1 Packing Label

Put a label on the designated place of packing carton.

The diagram shows a rectangular packing label with the following layout:

- Top Left:** Fields for P/N, QTY, and LOT.
- Top Right:** CHECK field.
- Bottom Left:** QR Code.
- Bottom Middle:** NAME field and MADE IN ***** field.
- Bottom Right:** REMARK field.
- Right Side:** A '06 PS' recycle mark and an 'HF' logo.

Numbered callouts (1-10) point to specific elements: 1 (P/N), 2 (QTY), 3 (LOT), 4 (NAME), 5 (QR Code), 6 (CHECK), 7 (MADE IN), 8 (Recycle Mark), 9 (RoHS Compliant logo), and 10 (HF logo).

Fig. 1

- ① Part Number
- ② Quantity
- ③ Ten Digits Product Lot Number

Y	Y	M	M	D	D	#	#	#	#
Year		Month		Day		Four Digit Code for I-PEX usage			

- ④ Product Name
- ⑤ QR Code
- ⑥ Check Stamp
- ⑦ Country of Origin
- ⑧ Recycle Mark and Compliance Mark
- ⑨ Logo Mark
- ⑩ Manufacture Name

4-2 Sticker

Put "THIS SIDE UP" sticker (Fig. 2), and "FRAGILE" sticker (Fig. 3) on the designated place of packing carton as shown in Fig. 6.

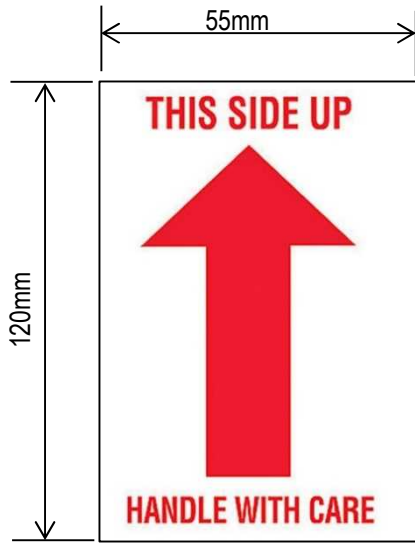


Fig. 2



Fig. 3

5. Packing Method

5-1 Packing of Tray

Place the products in the tray as shown in Figs 4 and 5.

[NOTE] Cover the tray containing the product with the designated cover tray and stack them in the same direction.

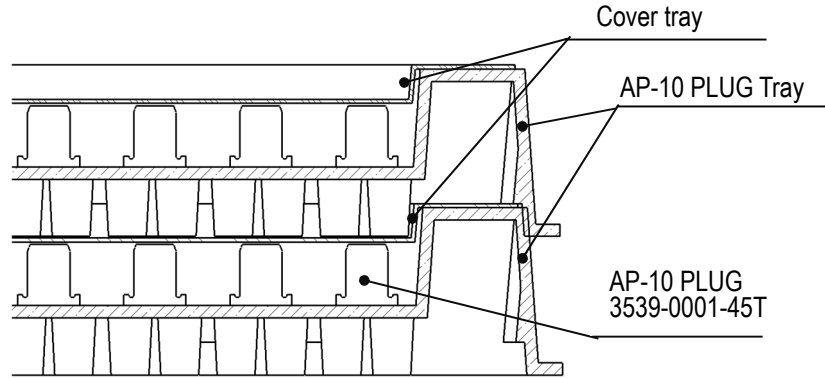
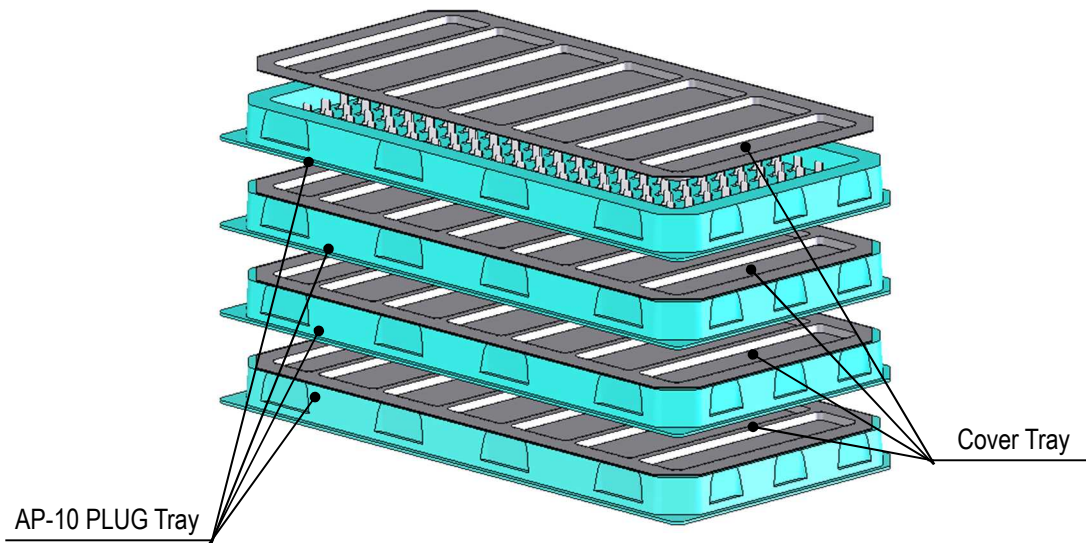


Fig.4



Packing condition

Fig.5

5-2 Packing of Shipping Carton and Packing Carton

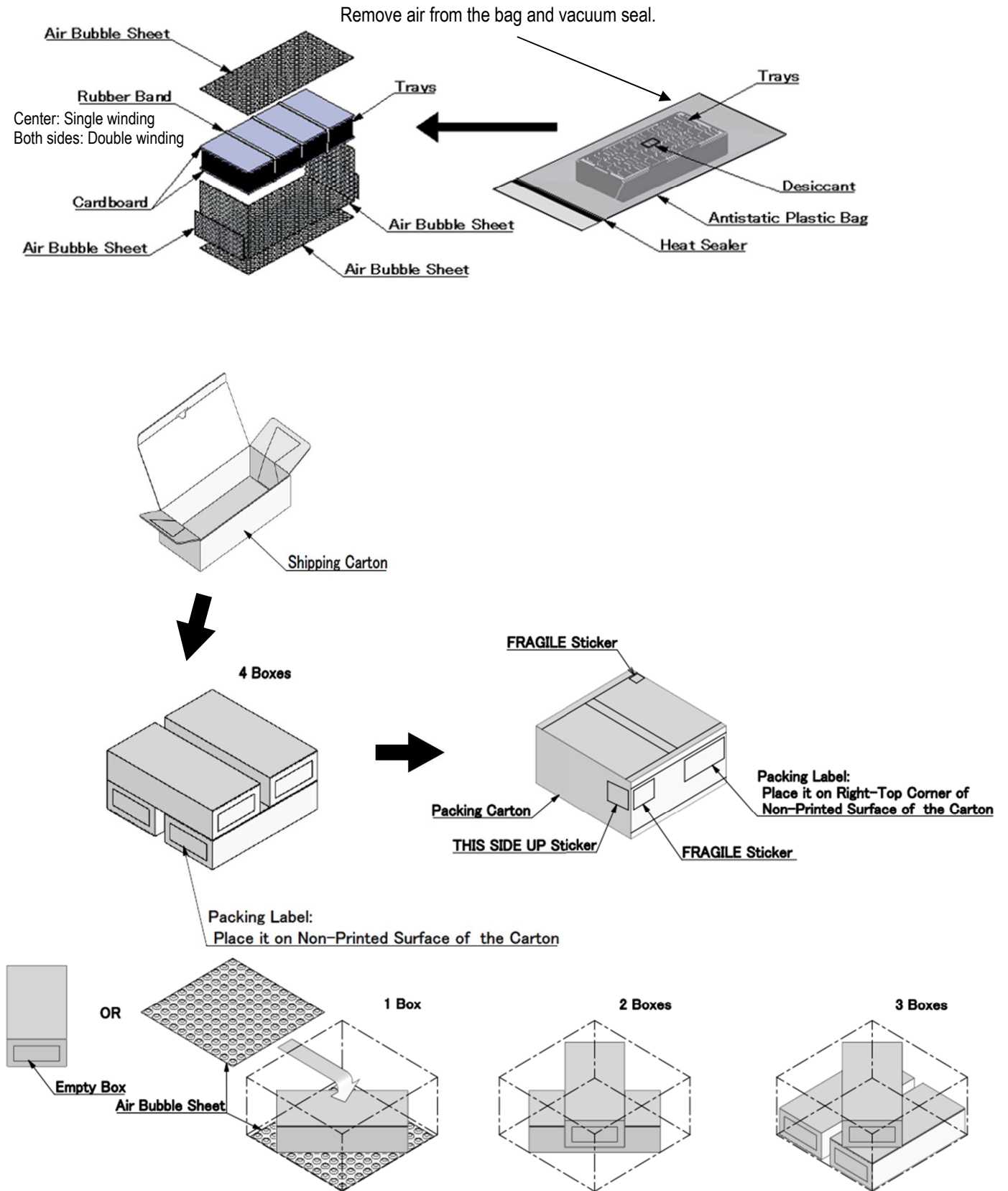


Fig.6