

- ✓ 6.0 A x 4 pins (USB 功率輸出可適用) 帶 4 個信號 pins
- ✓ 具備金屬導引設計, 可實現簡單嵌合作業
- ✓ 插入型工作和金屬導引設計, 結構堅固

Pin數:

範圍	Up to 4 (信號) +4 (電力)
可提供	4 + 4

*如您需要了解未列出或不在上述範圍內的Pin數, 請諮詢我們。

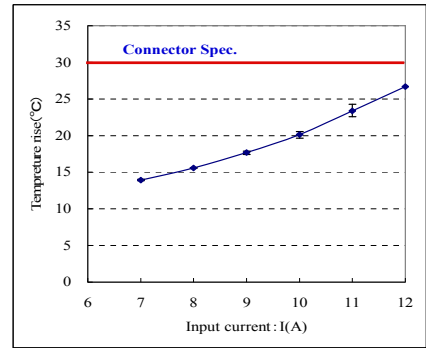
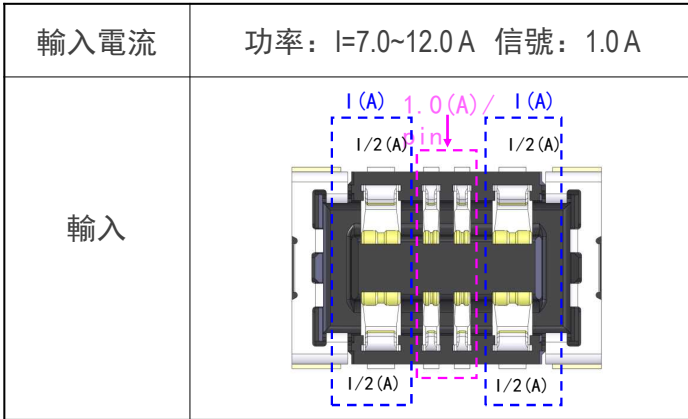
Receptacle P/N		20713-004E-0*
Plug P/N		20712-004E-0*
Pitch (mm)		0.4(signal), 1.7(power)
Mated Size (mm)	Stack height	0.6 +/- 0.1
	Width formula	3.20+(0.4*?p/2)
	Depth	2.6
Current rating	Signal pin	1.0A/pin
	Power pin	6.0A/pin x 4
Footprint compatibility		Original

6.0 A x 4 pins (USB 功率輸出可適用) 帶 4 個信號 pins

溫度上升 Spec: $\Delta T=30$ degree MAX (at 12.0 A)

試驗結果

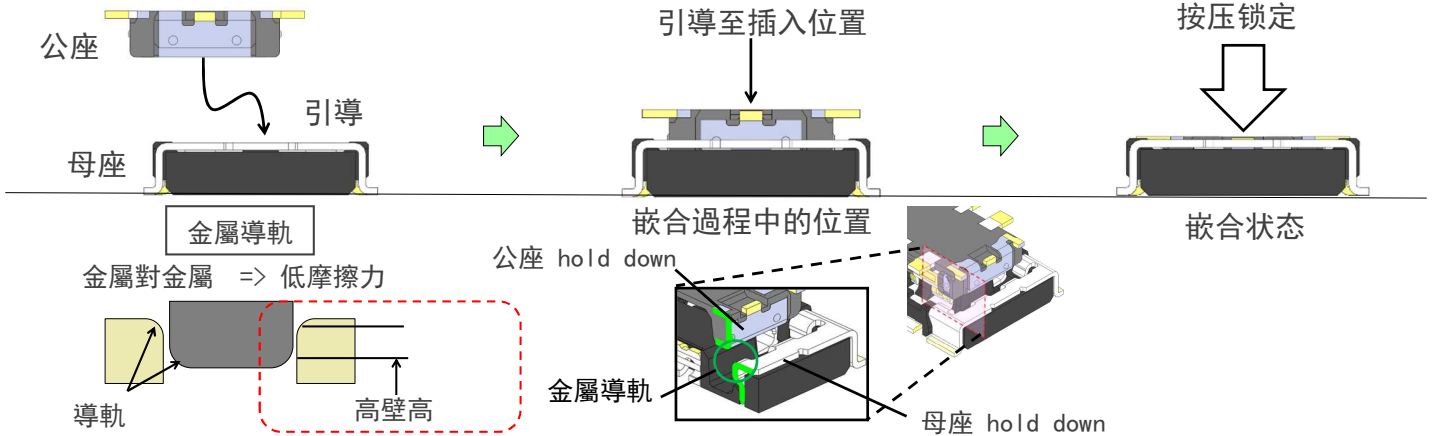
ΔT 在溫度上升的測量中, 最大的是27.1度 (攝氏度)
NOVASTACK-B 適用於12 A 的高電流



具備金屬導引設計, 可實現簡單嵌合作業

嵌合過程

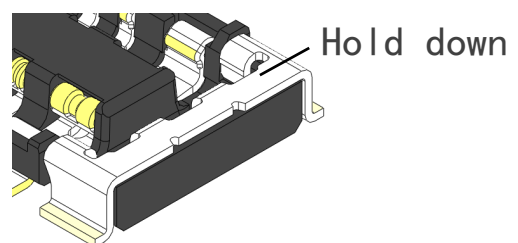
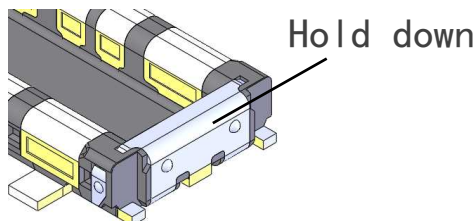
金屬結構方便“導入” <=> 金屬具有低摩擦力



插入型工作和金屬導引設計, 結構堅固

公座

母座

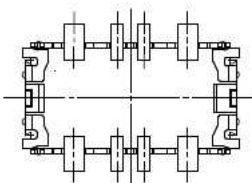
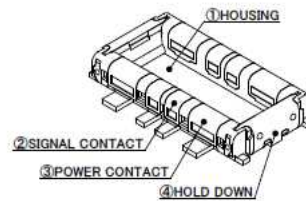
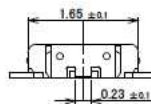
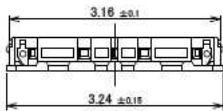
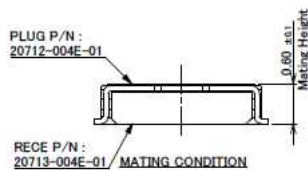
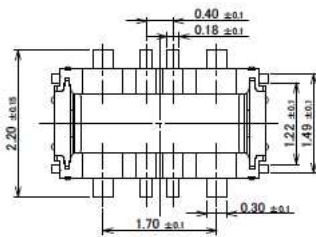


NOVASTACK[®]-B

Component Parts Detail

Plug Assembly :

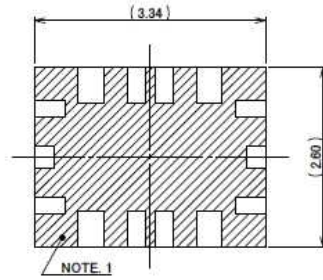
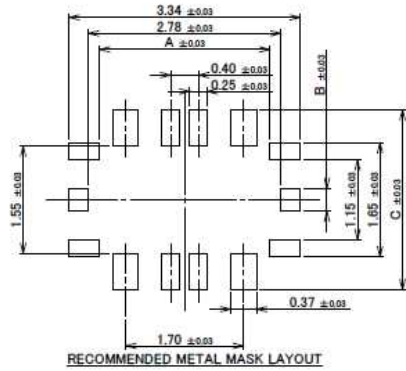
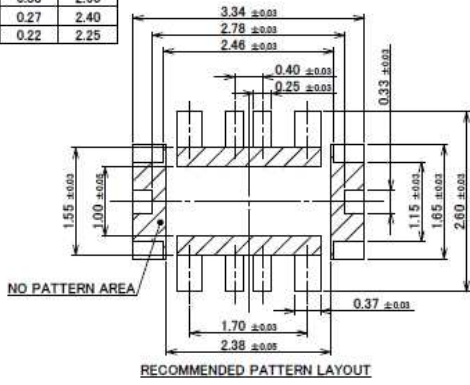
Recommended P/N		20712-004E-01
PART No.	Q'ty/REEL	
20712-004E-01	20K	
20712-004E-02	5K	



NO.	DISCRIPTION	MATERIAL	FINISH, REMARKS
4	HOLD DOWN	PHOSPHOR BRONZE	ALL OVER Ni 1.27 μm MIN. SOLDERING PART Au 0.02 μm MIN.
3	POWER CONTACT	CORSON ALLOY	ALL OVER Ni 1.27 μm MIN. CONTACT PART Au 0.05 μm MIN./ SOLDERING PART Au 0.02 μm MIN.
2	SIGNAL CONTACT	CORSON ALLOY	ALL OVER Ni 1.27 μm MIN. CONTACT PART Au 0.05 μm MIN./ SOLDERING PART Au 0.02 μm MIN.
1	HOUSING	LCP	UL94V-0, BLACK

Plug Assembly :

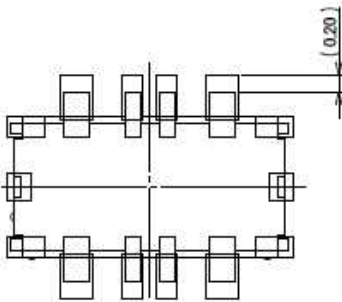
MASK THICKNESS	A	B	C
t=0.08	2.46	0.33	2.60
t=0.1	2.63	0.27	2.40
t=0.12	2.75	0.22	2.25



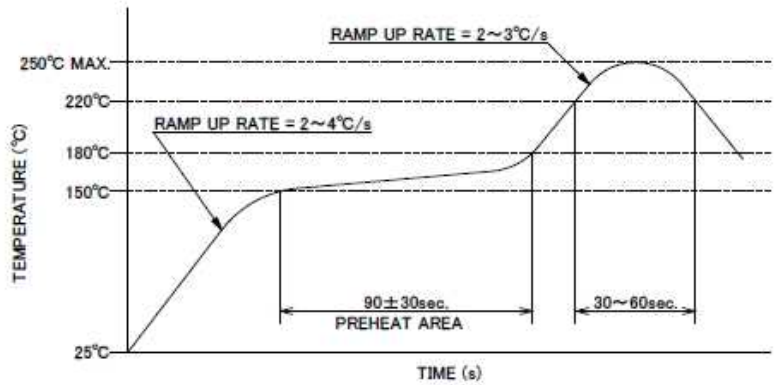
NOTES.
1. THIS AREA CANNOT MOUNT ANOTHER COMPONENTS.

Rev. 2

Plug Assembly :



CONNECTOR ON RECOMMENDED FOOTPRINT PATTERN



REFLOW TEMPERATURE PROFILE
SENJU METAL INDUSTRY CO., LTD. : M705-SHF(Sn96.5 Ag3.0 Cu0.5)

Rev. 2

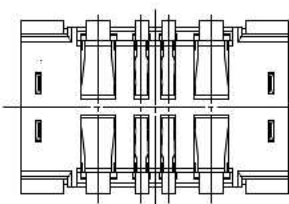
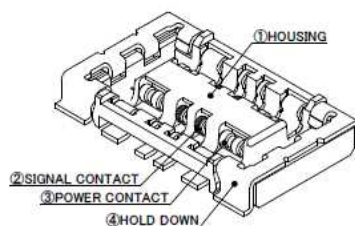
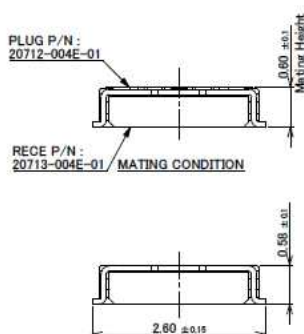
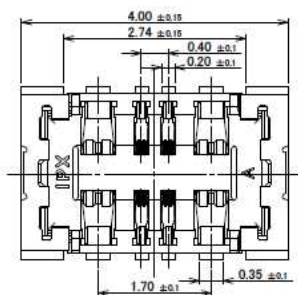
Plug Assembly :

ITEMS	SPECIFICATION
RATING VOLTAGE	50V AC (PER A CONTACT)
RATING AMPERAGE (FOR SIGNAL CONTACT)	1.0A AC/DC (PER A CONTACT)/ 4.0A AC/DC(TOTAL)
RATING AMPERAGE (FOR POWER CONTACT)	6.0A AC/DC (PER A CONTACT)/ 24.0A AC/DC(TOTAL)
OPERATING TEMPERATURE	233~358K(-40°C~+85°C)
OPERATING HUMIDITY	85% MAX.(NON-CONDENSING)
CONTACT RESISTANCE (FOR SIGNAL CONTACT)	INITIAL : 40mohm MAX. / AFTER TEST : \leq 20mohm MAX.
CONTACT RESISTANCE (FOR POWER CONTACT)	INITIAL : 20mohm MAX. / AFTER TEST : \leq 20mohm MAX.
INSULATION RESISTANCE	INITIAL : 1,000Mohm MIN. / AFTER TEST : 100Mohm MIN.
DIELECTRIC WITHSTANDING VOLTAGE	AC250V 1min
DURABILITY	30 CYCLES
MATING FORCE (INITIAL / AFTER TEST)	40N MAX.
UNMATING FORCE (INITIAL / AFTER TEST)	INITIAL: 10N MIN. AFTER TEST: 7N MIN.
COPLANARITY	0.08 MAX.
PRODUCT SPECIFICATION	PRS-2284
TEST REPORT	TR-16098
PACKING STANDARD	PST-15122 (20K/REEL) PST-16056 (5K/REEL)
INSTRUCTION MANUAL	HIM-16033

Rev. 2

Receptacle Assembly :

Recommended P/N	20713-004E-01
PART No.	Q'ty/REEL
20713-004E-01	20K
20713-004E-02	5K

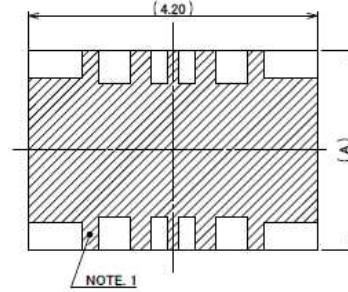
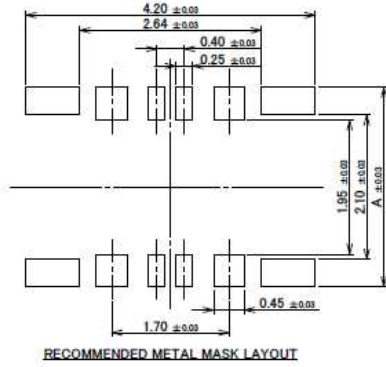
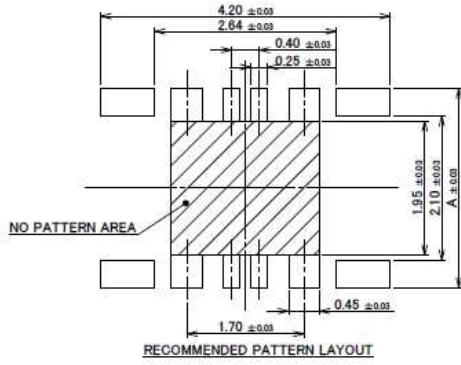


4	HOLD DOWN	PHOSPHOR BRONZE	ALL OVER Ni 1.27 μ m MIN. SOLDERING PART Au 0.01 μ m MIN.
3	POWER CONTACT	CORSON ALLOY	ALL OVER Ni 1.27 μ m MIN. CONTACT PART Au 0.05 μ m MIN./ SOLDERING PART Au 0.02 μ m MIN.
2	SIGNAL CONTACT	CORSON ALLOY	ALL OVER Ni 1.27 μ m MIN. CONTACT PART Au 0.05 μ m MIN./ SOLDERING PART Au 0.02 μ m MIN.
1	HOUSING	LCP	UL94V-0, BLACK
NO.	DISCRPTION	MATERIAL	FINISH , REMARKS

Rev. 2

Receptacle Assembly :

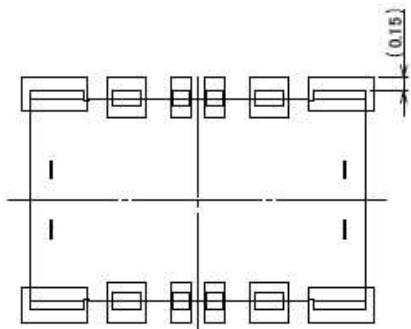
MASK THICKNESS	A
t=0.08	2.90
t=0.1	2.74
t=0.12	2.64



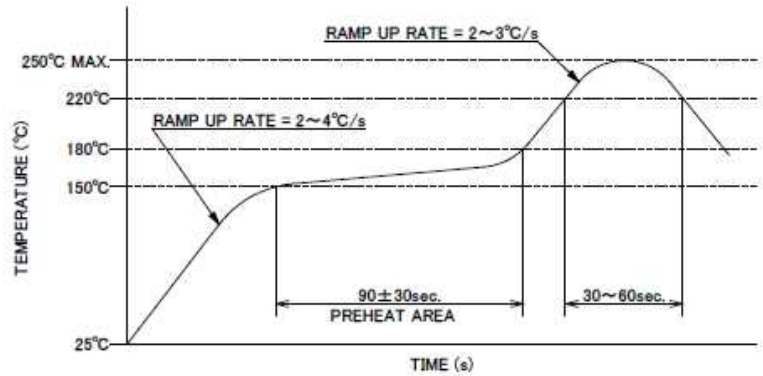
NOTES.
1. THIS AREA CANNOT MOUNT ANOTHER COMPONENTS.

Rev. 2

Receptacle Assembly :



CONNECTOR ON RECOMMENDED FOOTPRINT PATTERN



SENJU METAL INDUSTRY CO., LTD. : M705-SHF(Sn96.5 Ag3.0 Cu0.5)

Rev. 2

Receptacle Assembly :

ITEMS	SPECIFICATION
RATING VOLTAGE	50V AC (PER A CONTACT)
RATING AMPERAGE (FOR SIGNAL CONTACT)	1.0A AC/DC (PER A CONTACT)/ 4.0A AC/DC(TOTAL)
RATING AMPERAGE (FOR POWER CONTACT)	6.0A AC/DC (PER A CONTACT)/ 24.0A AC/DC(TOTAL)
OPERATING TEMPERATURE	233~358K(-40°C~+85°C)
OPERATING HUMIDITY	85% MAX.(NON-CONDENSING)
CONTACT RESISTANCE (FOR SIGNAL CONTACT)	INITIAL : 40mohm MAX. / AFTER TEST : Δ 20mohm MAX.
CONTACT RESISTANCE (FOR POWER CONTACT)	INITIAL : 20mohm MAX. / AFTER TEST : Δ 20mohm MAX.
INSULATION RESISTANCE	INITIAL : 1,000Mohm MIN. / AFTER TEST : 100Mohm MIN.
DIELECTRIC WITHSTANDING VOLTAGE	AC250V 1min
DURABILITY	30 CYCLES
MATING FORCE (INITIAL / AFTER TEST)	40N MAX.
UNMATING FORCE (INITIAL / AFTER TEST)	INITIAL: 10N MIN. AFTER TEST: 7N MIN.
COPLANARITY	0.08 MAX.
PRODUCT SPECIFICATION	PRS-2284
TEST REPORT	TR-16098
PACKING STANDARD	PST-15123 (20K/REEL) PST-18057 (5K/REEL)
INSTRUCTION MANUAL	HIM-16033

Rev. 2



Copyright © I-PEX Inc. 2020. All rights reserved.

I-PEX, MHF, CABLINE, NOVASTACK, EVAFLEX, MINIFLEX, ISH, IARPB, IASLP, ESTORQ, i-Fit 以及 ISFIT 是 I-PEX 株式會社的註冊商標。請注意，目錄中的內容可能會在沒有事先告知的情況下進行更改。I-PEX 集團沒有義務和責任承擔這些檔中誤差和更新。使用我們的產品前，請務必正確閱讀和理解最新的“使用注意事項”和“使用說明書”。如果您在使用我們的產品時沒有遵循使用注意事項，我們將不對任何不良，損壞或故障負責。當您將我們的產品使用在任何需要較高可靠性和安全性，或者涉及生命安全的應用時，請提前聯繫我們的銷售代表。（例如：核電控制，航空航太，運輸，醫療設備，安全設備等）

請聯繫您當地的銷售代表，了解更詳細的信息 [i-pex.com]