

- ✓ 6.0A x 4pin (USB Power Delivery) の高電流対応
- ✓ メタルガイドによるスムーズな嵌合作業性を実現
- ✓ インサート成型による堅牢構造プラグ

Pin counts:

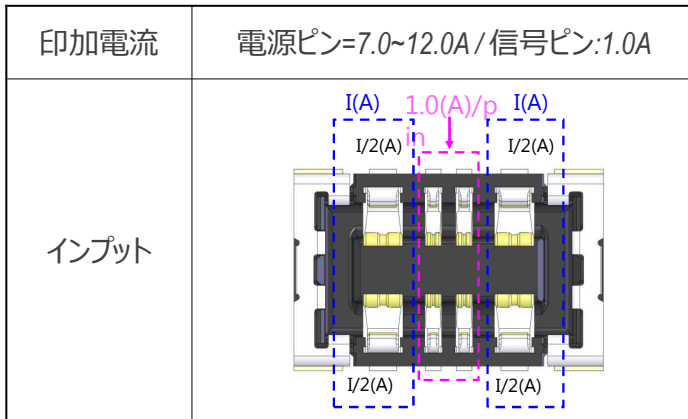
Range	Up to 4 (signal) +4 (power)
Available	4 + 4

*記載のない極数の対応状況についてはお問い合わせください。

Receptacle P/N		20713-004E-0*
Plug P/N		20712-004E-0*
Pitch (mm)		0.4(signal), 1.7(power)
Mated Size (mm)	Stack height	0.6 +/- 0.1
	Width formula	3.20+(0.4*?p/2)
	Depth	2.6
Current rating	Signal pin	1.0A/pin
	Power pin	6.0A/pin x 4
Footprint compatibility		Original

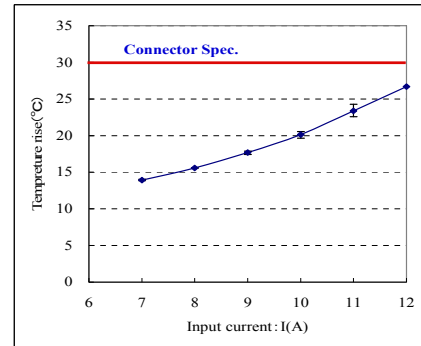
6.0A x 4pin (USB Power Delivery) の高電流対応

温度上昇SPEC : $\Delta T=30^{\circ}\text{C}$ MAX (12.0A)

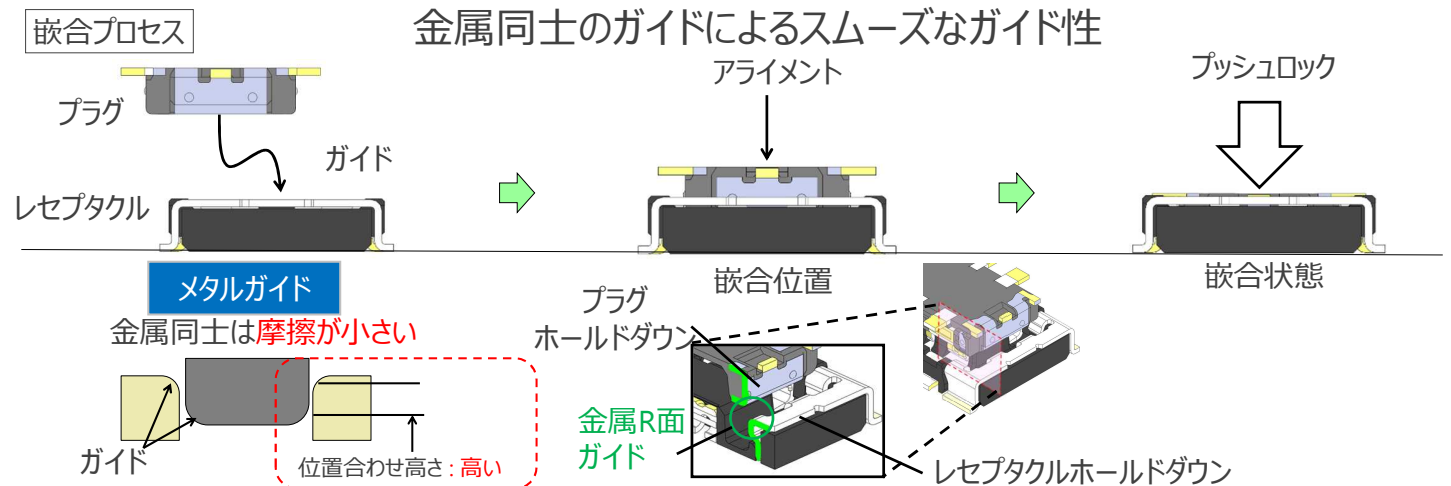


<テスト結果>

12A印加時温度変化=27.1°C
12Aを規格値とする。



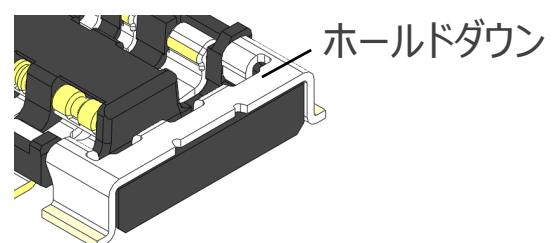
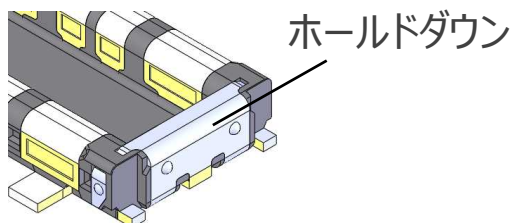
メタルガイドによるスムーズな嵌合作業性を実現



インサート成型による堅牢構造プラグ

プラグ

レセプタクル

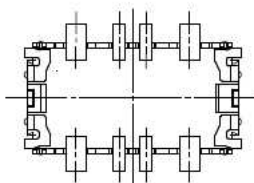
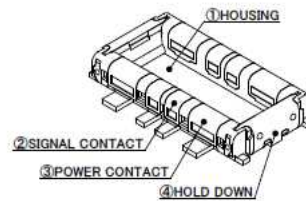
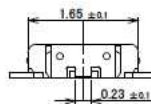
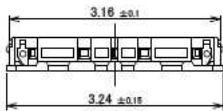
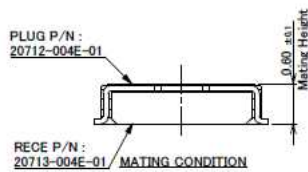
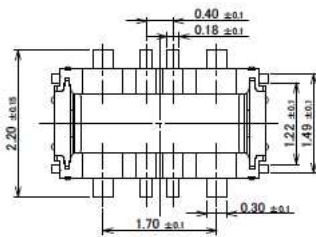


NOVASTACK®-B

Component Parts Detail

Plug Assembly :

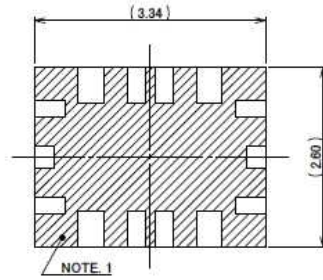
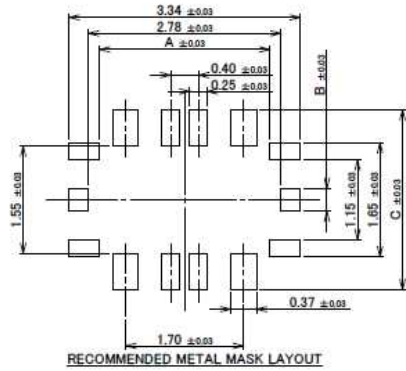
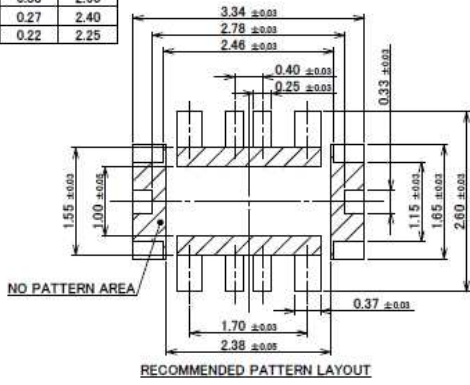
Recommended P/N	20712-004E-01
PART No.	Q'ty/REEL
20712-004E-01	20K
20712-004E-02	5K



NO.	DISCRIPTION	MATERIAL	FINISH, REMARKS
4	HOLD DOWN	PHOSPHOR BRONZE	ALL OVER Ni 1.27 μm MIN. SOLDERING PART Au 0.02 μm MIN.
3	POWER CONTACT	CORSON ALLOY	ALL OVER Ni 1.27 μm MIN. CONTACT PART Au 0.05 μm MIN./ SOLDERING PART Au 0.02 μm MIN.
2	SIGNAL CONTACT	CORSON ALLOY	ALL OVER Ni 1.27 μm MIN. CONTACT PART Au 0.05 μm MIN./ SOLDERING PART Au 0.02 μm MIN.
1	HOUSING	LCP	UL94V-0, BLACK

Plug Assembly :

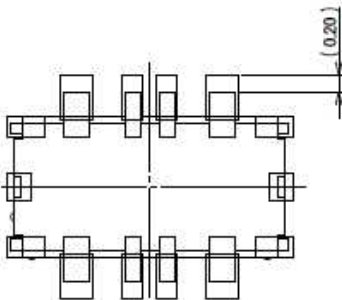
MASK THICKNESS	A	B	C
t=0.08	2.46	0.33	2.60
t=0.1	2.63	0.27	2.40
t=0.12	2.75	0.22	2.25



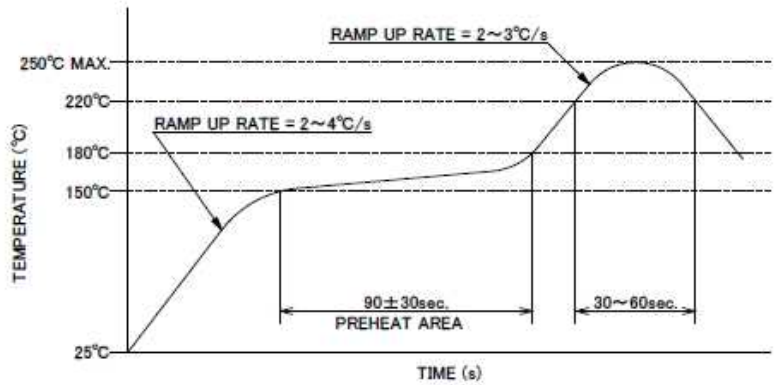
NOTES.
1. THIS AREA CANNOT MOUNT ANOTHER COMPONENTS.

Rev. 2

Plug Assembly :



CONNECTOR ON RECOMMENDED FOOTPRINT PATTERN



REFLOW TEMPERATURE PROFILE
SENJU METAL INDUSTRY CO., LTD. : M705-SHF(Sn96.5 Ag3.0 Cu0.5)

Rev. 2

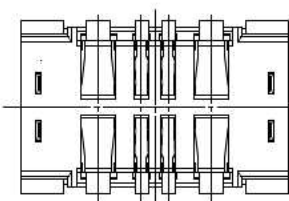
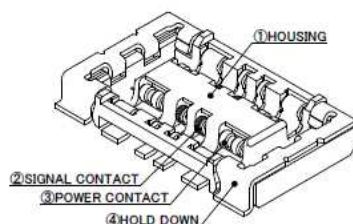
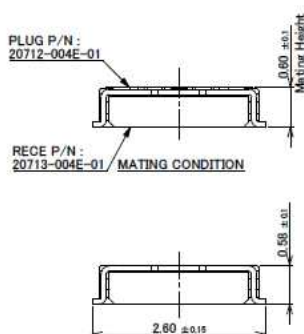
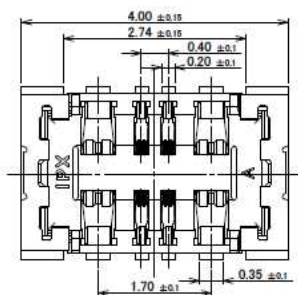
Plug Assembly :

ITEMS	SPECIFICATION
RATING VOLTAGE	50V AC (PER A CONTACT)
RATING AMPERAGE (FOR SIGNAL CONTACT)	1.0A AC/DC (PER A CONTACT)/ 4.0A AC/DC(TOTAL)
RATING AMPERAGE (FOR POWER CONTACT)	6.0A AC/DC (PER A CONTACT)/ 24.0A AC/DC(TOTAL)
OPERATING TEMPERATURE	233~358K(-40°C~+85°C)
OPERATING HUMIDITY	85% MAX.(NON-CONDENSING)
CONTACT RESISTANCE (FOR SIGNAL CONTACT)	INITIAL : 40mohm MAX. / AFTER TEST : \leq 20mohm MAX.
CONTACT RESISTANCE (FOR POWER CONTACT)	INITIAL : 20mohm MAX. / AFTER TEST : \leq 20mohm MAX.
INSULATION RESISTANCE	INITIAL : 1,000Mohm MIN. / AFTER TEST : 100Mohm MIN.
DIELECTRIC WITHSTANDING VOLTAGE	AC250V 1min
DURABILITY	30 CYCLES
MATING FORCE (INITIAL / AFTER TEST)	40N MAX.
UNMATING FORCE (INITIAL / AFTER TEST)	INITIAL: 10N MIN. AFTER TEST: 7N MIN.
COPLANARITY	0.08 MAX.
PRODUCT SPECIFICATION	PRS-2284
TEST REPORT	TR-16098
PACKING STANDARD	PST-15122 (20K/REEL) PST-16056 (5K/REEL)
INSTRUCTION MANUAL	HIM-16033

Rev. 2

Receptacle Assembly :

Recommended P/N	20713-004E-01
PART No.	Q'ty/REEL
20713-004E-01	20K
20713-004E-02	5K

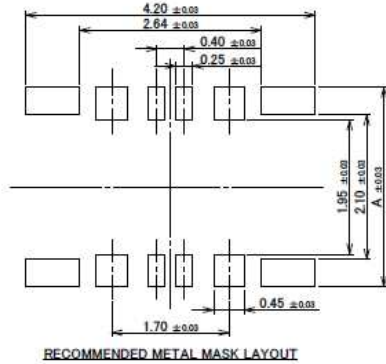
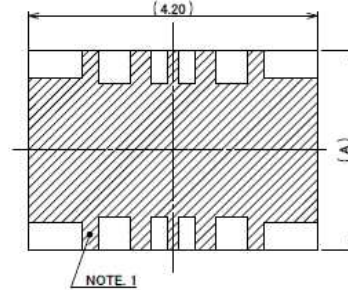
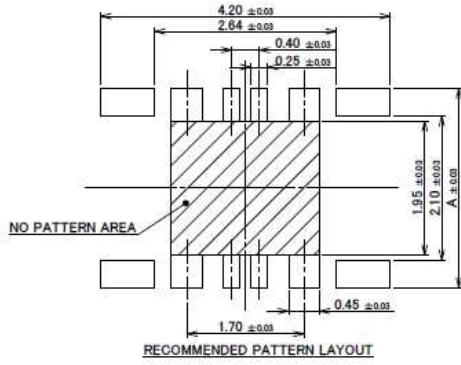


4	HOLD DOWN	PHOSPHOR BRONZE	ALL OVER Ni 1.27 μ m MIN. SOLDERING PART Au 0.01 μ m MIN.
3	POWER CONTACT	CORSON ALLOY	ALL OVER Ni 1.27 μ m MIN. CONTACT PART Au 0.05 μ m MIN./ SOLDERING PART Au 0.02 μ m MIN.
2	SIGNAL CONTACT	CORSON ALLOY	ALL OVER Ni 1.27 μ m MIN. CONTACT PART Au 0.05 μ m MIN./ SOLDERING PART Au 0.02 μ m MIN.
1	HOUSING	LCP	UL94V-0, BLACK
NO.	DISCRPTION	MATERIAL	FINISH , REMARKS

Rev. 2

Receptacle Assembly :

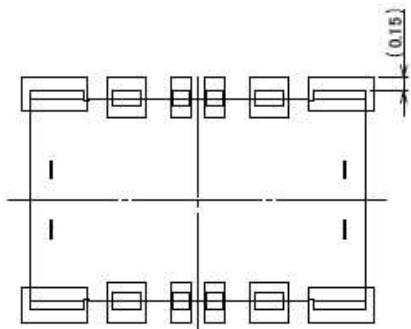
MASK THICKNESS	A
t=0.08	2.90
t=0.1	2.74
t=0.12	2.64



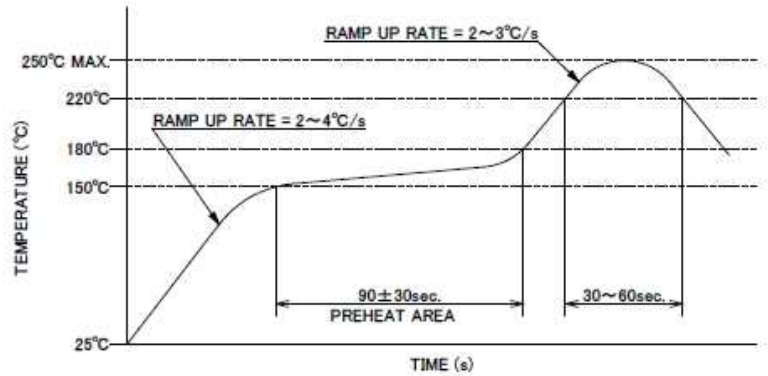
NOTES.
1. THIS AREA CANNOT MOUNT ANOTHER COMPONENTS.

Rev. 2

Receptacle Assembly :



CONNECTOR ON RECOMMENDED FOOTPRINT PATTERN



SENJU METAL INDUSTRY CO., LTD. : M705-SHF(Sn96.5 Ag3.0 Cu0.5)

Rev. 2

Receptacle Assembly :

ITEMS	SPECIFICATION
RATING VOLTAGE	50V AC (PER A CONTACT)
RATING AMPERAGE (FOR SIGNAL CONTACT)	1.0A AC/DC (PER A CONTACT)/ 4.0A AC/DC(TOTAL)
RATING AMPERAGE (FOR POWER CONTACT)	6.0A AC/DC (PER A CONTACT)/ 24.0A AC/DC(TOTAL)
OPERATING TEMPERATURE	233~358K(-40°C~+85°C)
OPERATING HUMIDITY	85% MAX.(NON-CONDENSING)
CONTACT RESISTANCE (FOR SIGNAL CONTACT)	INITIAL : 40mohm MAX. / AFTER TEST : Δ 20mohm MAX.
CONTACT RESISTANCE (FOR POWER CONTACT)	INITIAL : 20mohm MAX. / AFTER TEST : Δ 20mohm MAX.
INSULATION RESISTANCE	INITIAL : 1,000Mohm MIN. / AFTER TEST : 100Mohm MIN.
DIELECTRIC WITHSTANDING VOLTAGE	AC250V 1min
DURABILITY	30 CYCLES
MATING FORCE (INITIAL / AFTER TEST)	40N MAX.
UNMATING FORCE (INITIAL / AFTER TEST)	INITIAL: 10N MIN. AFTER TEST: 7N MIN.
COPLANARITY	0.08 MAX.
PRODUCT SPECIFICATION	PRS-2284
TEST REPORT	TR-16098
PACKING STANDARD	PST-15123 (20K/REEL) PST-18057 (5K/REEL)
INSTRUCTION MANUAL	HIM-16033

Rev. 2



Copyright © I-PEX Inc. 2020. All rights reserved.

I-PEX, MHF, CABLINE, NOVASTACK, EVAFLEX, MINIFLEX, ISH, IARPB, IASLP, ESTORQ, i-Fit, ISFIT はI-PEX株式会社の登録商標です。本書の記載内容については、予告なく変更することがありますのでご了承ください。内容に含まれる情報の正確性や更新義務について当社は一切の責任を負いません。ご使用前に「使用上の注意」および「取扱説明書」の最新版を必ずご覧ください、ご理解のうえご使用ください。使用上の注意事項に反して本製品をご使用したことによって生じた不具合、故障及び事故に関し、当社は一切その責任を負いません。極めて高い信頼性・安全性が要求される用途や人命に関わる用途(原子力・航空宇宙・運輸・医療・安全装置等)への使用に関しましては、事前に当社営業窓口までご相談ください。

詳しい情報については、営業窓口までお問い合わせください。 [i-pex.com]

202008R0