

MINIFLEX® 5-BFN II LK

机械锁扣, Hold down款式的坚固设计,
低背(高度= 1.0 mm), 0.5 mm间距, 水平插拔, 后锁式

Product Specifications:

Board Pitch (mm)	0.5	
Wiping Length (mm)	Contact A:	
	Contact B:	
Size (mm)	Height	1.0 +/- 0.1
	Width	Formula: 2.7+(0.5*p)
	Depth	Open: 3.0 Close: 3.5
Pin counts	Range	4-28 (even)
	Available	4,6,8,10,12,14,16,18,20,24

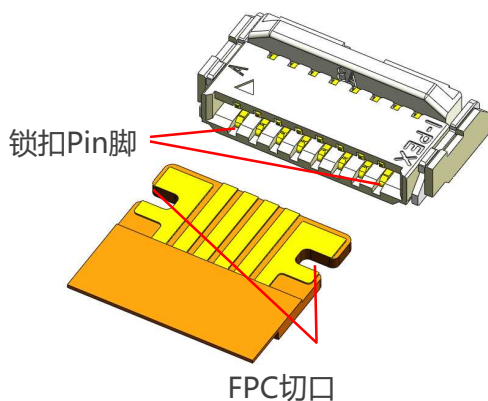
*如您需要了解未列出或不在范围内的Pin数, 请咨询我们。

Applicable FPC/FFC:

FPC/FFC Contact Pitch	0.5
FPC/FFC Contact Point	Top and Bottom
FPC/FFC Thickness (mm)	0.3 +/- 0.05



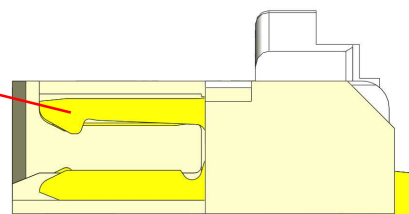
▶ 特有机械锁扣提供更大FPC保持力



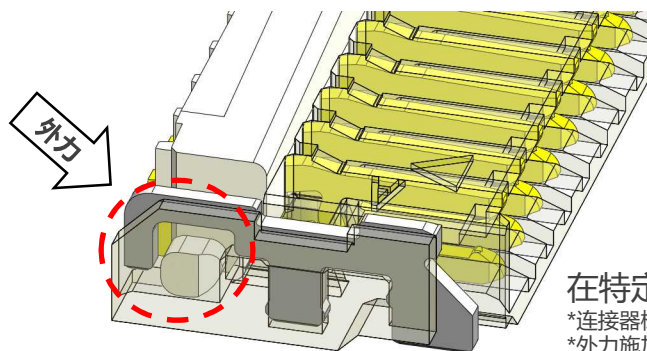
连接器上的锁扣Pin与FPC切口的
搭配使用, 提升FPC保持力

FPC保持力比较 (6 pin)

MXF5-BFN II LK	MXF5-BFN II
10.59 N	4.17 N



▶ 独有的钢琴盖补强构造, 防止连接器脱落



在特定位置, 即使施加100N的外力, 钢琴盖也安然无恙

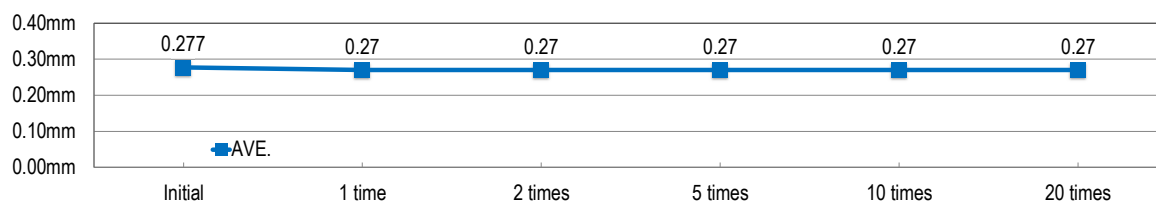
*连接器树脂胶壳体先行被破坏

*外力施加位置和方向: 后侧30°

▶ 在没有插入 FPC 的情况下闭合钢琴盖, 连接器仍可使用

在贴片制程完成后, 即使未插入FPC情况下将钢琴盖进行空压, 连接器的功能并不会有任何影响

- 连接器性能依然可靠 (接点间距变化图, 在连接器空压情况下实测22Pin得出的数据)

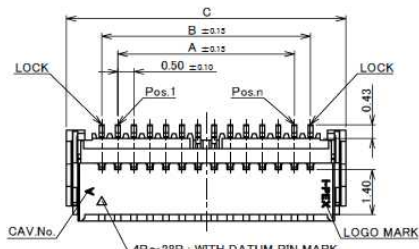


- FPC插入力会有所上升
- FPC保持力并不会下降

Component Parts Details

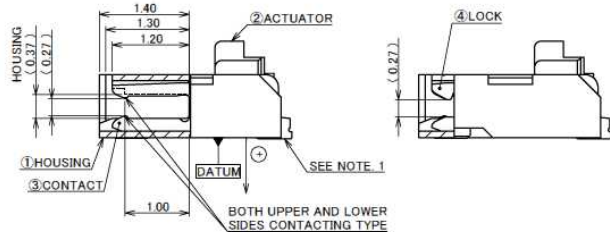
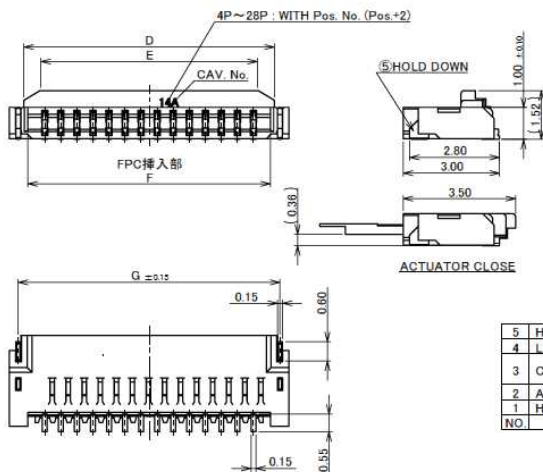
Connector Assembly

Recommended P/N 20600-0**E-01



PART No.	POS	A	B	C	D	E	F	G
20600-004E-01	4	1.50	2.50	4.70	3.80	2.80	3.56	4.15
20600-006E-01	6	2.50	3.50	5.70	4.80	3.80	4.56	5.15
20600-008E-01	8	3.50	4.50	6.70	5.80	4.80	5.56	6.15
20600-010E-01	10	4.50	5.50	7.70	6.80	5.80	6.56	7.15
20600-012E-01	12	5.50	6.50	8.70	7.80	6.80	7.56	8.15
20600-014E-01	14	6.50	7.50	9.70	8.80	7.80	8.56	9.15
20600-016E-01	16	7.50	8.50	10.70	9.80	8.80	9.56	10.15
20600-018E-01	18	8.50	9.50	11.70	10.80	9.80	10.56	11.15
20600-020E-01	20	9.50	10.50	12.70	11.80	10.80	11.56	12.15
◆20600-022E-01	22	10.50	11.50	13.70	12.80	11.80	12.56	13.15
20600-024E-01	24	11.50	12.50	14.70	13.80	12.80	13.56	14.15
◆20600-026E-01	26	12.50	13.50	15.70	14.80	13.80	14.56	15.15
◆20600-028E-01	28	13.50	14.50	16.70	15.80	14.80	15.56	16.15

◆MARK MEANS NOT AVAILABLE.

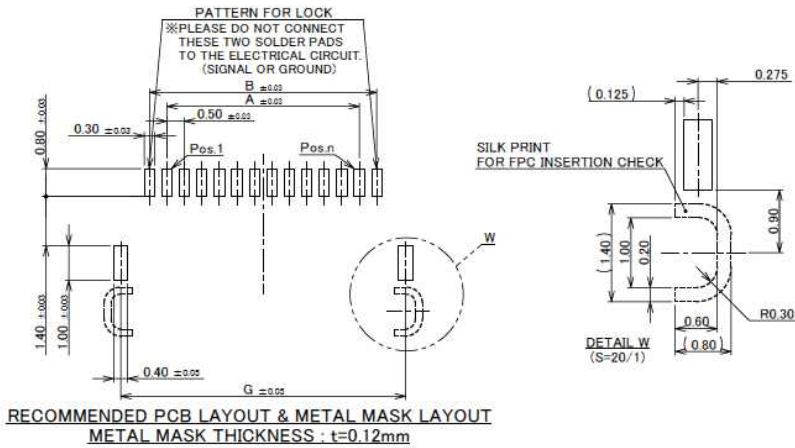


NO.	DISCRIPTION	MATERIAL	FINISH ,REMARKS
5	HOLD DOWN	PHOSPHOR BRONZE	Sn 2~6 μm MIN.OVER Ni 1.0 μm MIN
4	LOCK	PHOSPHOR BRONZE	Au 0.03 μm MIN. OVER Ni 1.0 μm MIN
3	CONTACT	PHOSPHOR BRONZE	CONTACT AREA : Au 0.1 μm MIN. OVER Ni 1.0 μm MIN. SOLDERING AREA : Au 0.03 μm MIN. OVER Ni 1.0 μm MIN.
2	ACTUATOR	LCP	UL94V-0. BEIGE
1	HOUSING	LCP	UL94V-0. BEIGE

CAUTION VISIT OUR WEBSITE FOR LATEST VERSIONS OF INSTRUCTION MANUAL NO. HIM-12019 TO HANDLE THE PRODUCT PROPERLY AND SAFELY.

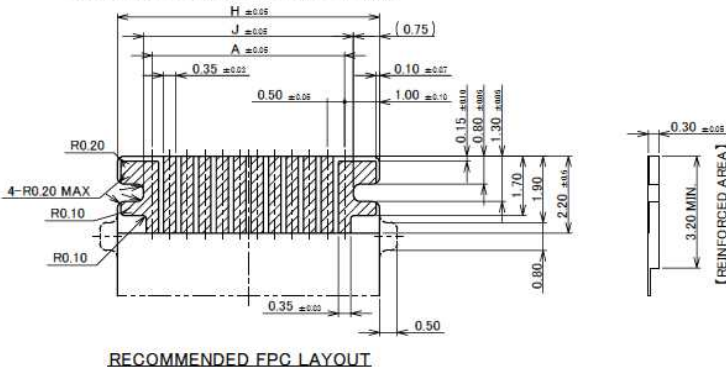
NOTES
1. CONTACT TAIL IS PROJECTION FROM HOUSING IN THE + DIRECTION. (0~0.06)

Connector Assembly



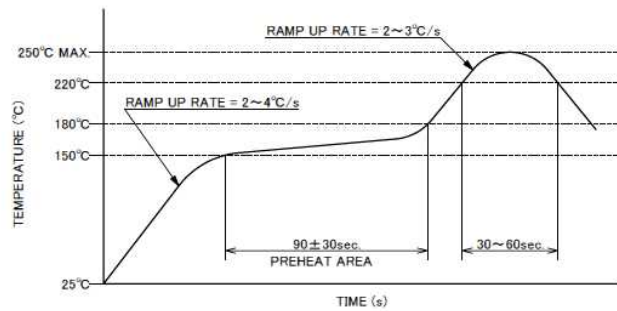
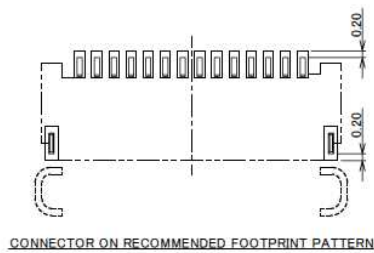
PART No.	POS.	A	B	G	H	J
20600-004E-01	4	1.50	2.50	4.15	3.50	2.00
20600-006E-01	6	2.50	3.50	5.15	4.50	3.00
20600-008E-01	8	3.50	4.50	6.15	5.50	4.00
20600-010E-01	10	4.50	5.50	7.15	6.50	5.00
20600-012E-01	12	5.50	6.50	8.15	7.50	6.00
20600-014E-01	14	6.50	7.50	9.15	8.50	7.00
20600-016E-01	16	7.50	8.50	10.15	9.50	8.00
20600-018E-01	18	8.50	9.50	11.15	10.50	9.00
20600-020E-01	20	9.50	10.50	12.15	11.50	10.00
◆20600-022E-01	22	10.50	11.50	13.15	12.50	11.00
20600-024E-01	24	11.50	12.50	14.15	13.50	12.00
◆20600-026E-01	26	12.50	13.50	15.15	14.50	13.00
◆20600-028E-01	28	13.50	14.50	16.15	15.50	14.00

◆MARK MEANS NOT AVAILABLE.



- NOTES**
- MATERIAL
 COVER FILM : PI
 CONDUCTOR : COPPER(RARE)
 BASE FILM : PI
 STIFFENER : PI
 ADHESIVE : THERMOSETTING ADHESIVE
 - FINISH
 Au OVER Ni PLATING.

Rev.9



Rev.9

Connector Assembly

ITEMS	SPECIFICATION
RATING VOLTAGE	50V AC (PER CONTACT)
RATING AMPERAGE	0.5A DC (PER CONTACT) 7.0A DC (PER CONNECTOR)
OPERATING TEMPERATURE	233~398K(-40°C~125°C)
OPERATING HUMIDITY	80% MAX.(NON-CONDENSING)
CONTACT RESISTANCE	INITIAL : 40mohm MAX. / AFTER TEST : $\angle 20\text{mohm}$ MAX.
INSULATION RESISTANCE	100Mohm MIN.
DIELECTRIC WITHSTANDING VOLTAGE	AC200V 1min
DURABILITY	20TH CYCLES
ACTUATOR LOCKING FORCE (INITIAL / 20TH CYCLES)	INITIAL/ 20TH CYCLES : $0.6\text{N}(61\text{gf}) \times (n + 2)$ MAX.
ACTUATOR UNLOCKING FORCE (INITIAL / 20TH CYCLES)	INITIAL/ 20TH CYCLES : $0.05\text{N}(5\text{gf}) \times (n + 2)$ MIN.
FPC RETENTION FORCE (INITIAL / AFTER TEST)	INITIAL : $0.15\text{N}(15\text{gf}) \times n + 2.0\text{N}$ MIN. / AFTER TEST : $0.15\text{N}(15\text{gf}) \times n + 1.0\text{N}$ MIN.
COPLANARITY	0.08 MAX.
PRODUCT SPECIFICATION	PRS-1841
TEST REPORT	TR-14132
PACKING STANDARD	PST-13031
INSTRUCTION MANUAL	HIM-12019
APPEARANCE CRITERIA No.	QLS-A***

※ "n" IS THE NUMBER OF PIN

Rev.9


Board to Board



High-Density



Autolocking FPC/FFC



High-Density



FPC/FFC



Micro-Coaxial / Discrete Cable



High-Speed



RF



High-Frequency



Optical Module



High-Speed



Effector



Power



High-Power




I/O (Input/Output)



Quick charge



Inquiry



Custom Connectors Available



I-PEX, MHF, CABLINE, NOVASTACK, EVAFLEX, MINIFLEX, ISH, IARPB, IASLP, ESTORQ, ISFIT, i-Fit and ZenShield are registered trademarks of I-PEX Inc. Please note that the contents in the catalog might be changed without prior notification. I-PEX Inc. assumes no responsibility for any inaccuracies or obligation to update information on these documents. Please be sure to read and understand the latest "Precautions for Use" and "Instruction Manual" before you use our products. We shall not be responsible for any defects, damages or troubles in case you use our products without following the precautions for use. Please feel free to contact our sales representatives when you use our products for any applications that require very high reliability and safety, or that relate to human life (ex. nuclear power control, aerospace, transportation, medical equipment, safety equipment etc.).

Contact your sales representative or more detailed information.

www.i-pex.com



I-PEX

© I-PEX Inc. 2022
All rights reserved.