

# MINIFLEX® 2-BF

0.2 mm 间距,水平插拔,后锁式低背型连接器 (高度 = 0.9 mm)

## Product Specifications:

Board Pitch (mm)	0.2
Wiping Length (mm)	Contact A:0.95
	Contact B:0.45
Size (mm)	Height 0.90 +/- 0.10
	Width Formula:1.5+(0.2*p)
	Depth Open:3.30 Close:4.5
Pin counts	Range 80-120 (even)
	Available 80, 100, 120

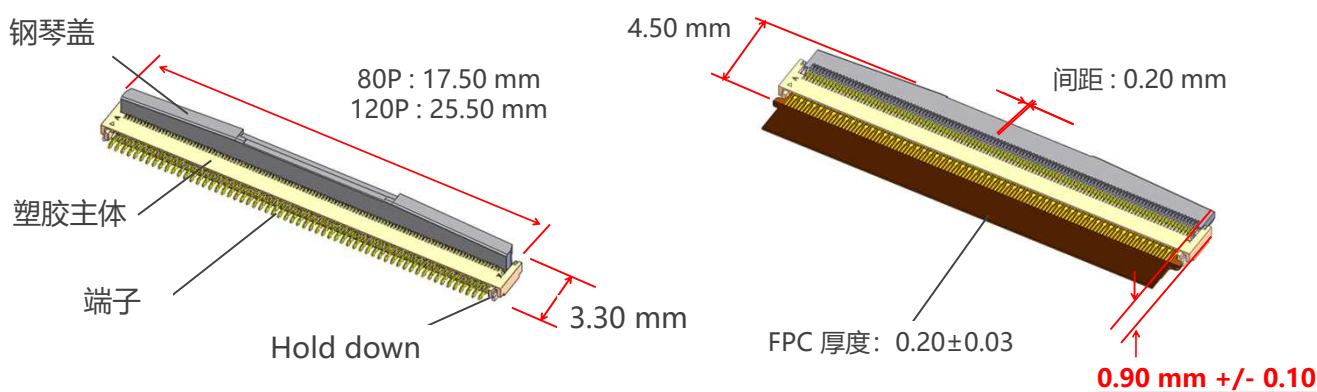
\*如您需要了解未列出或不在范围内的Pin数, 请咨询我们。

## Applicable FPC/FFC:

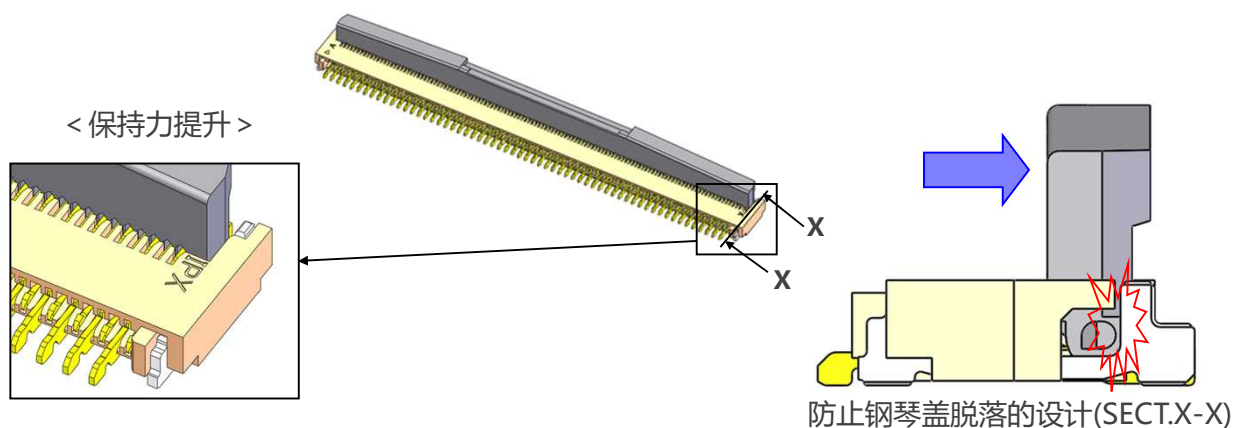
FPC/FFC Contact Pitch	0.2
FPC/FFC Contact Point	Top and Bottom
FPC/FFC Thickness (mm)	0.2 +/- 0.03



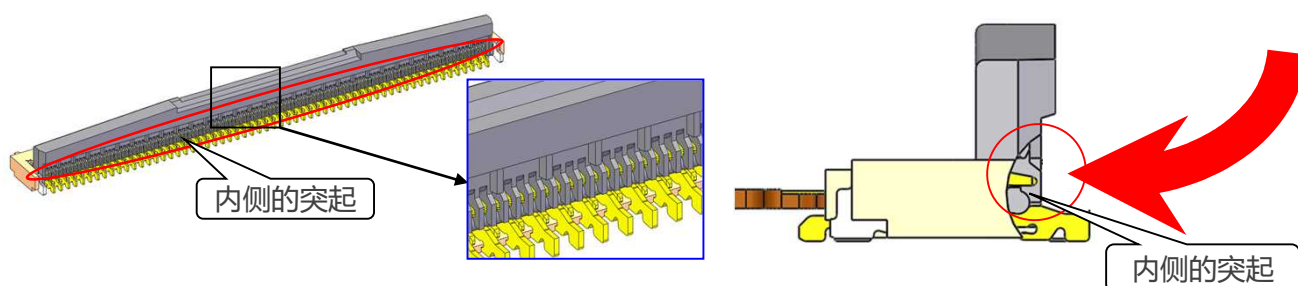
## ▶ Pin数最多可达120 pin, 产品高度0.9 mm



## ▶ 钢琴盖有特别补强机构, 防止作业过程中脱落



## ▶ 特殊的结构可防止端子变形




在钢琴盖被打开时, 钢琴盖内侧的突起可以防止指甲触碰到端子而造成的变形

# Component Parts Details

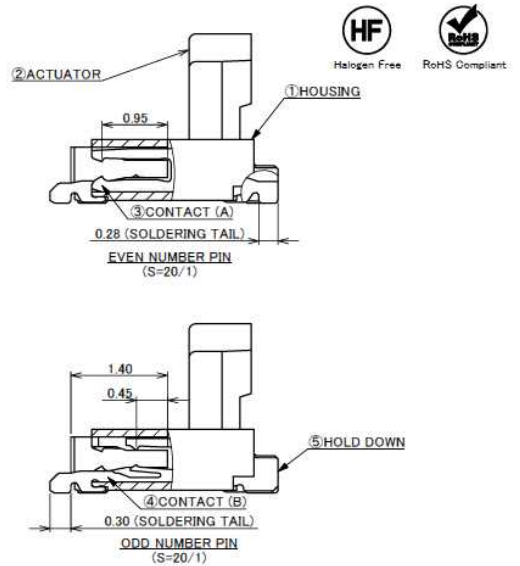
## Connector Assembly

Recommended P/N		20617-***E-01				
PART NO.	Pos.	A	B	C	D	E
20617-080E-01	80	17.50	15.90	16.22	16.60	16.85
20617-100E-01	100	21.50	19.80	20.22	20.60	20.85
◆20617-110E-01	110	23.50	21.80	22.22	22.60	22.85
20617-120E-01	120	25.50	23.80	24.22	24.60	24.85

◆MARK MEANS NOT AVAILABLE.



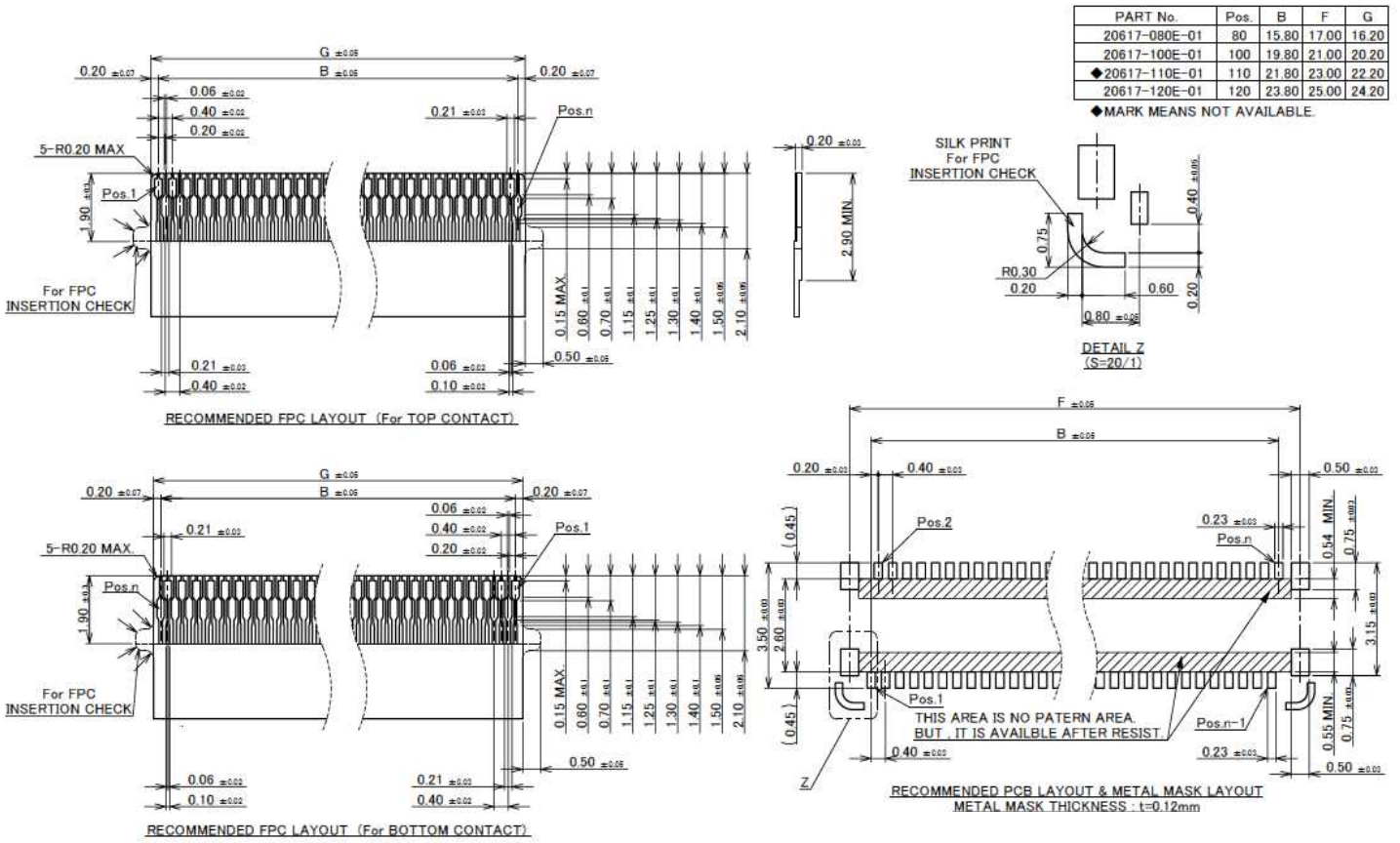
NOTES.  
1. CONTACT POINT : TOP AND BOTTOM CONTACT.



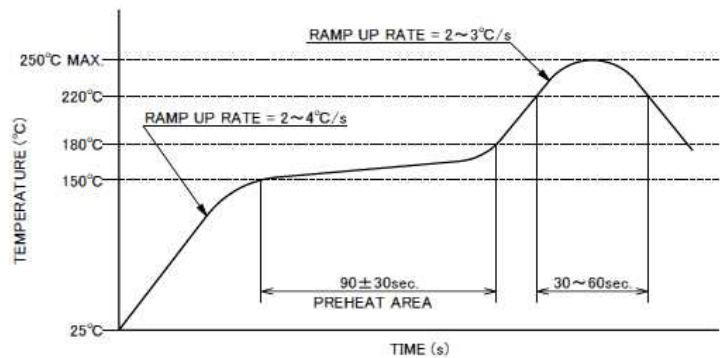
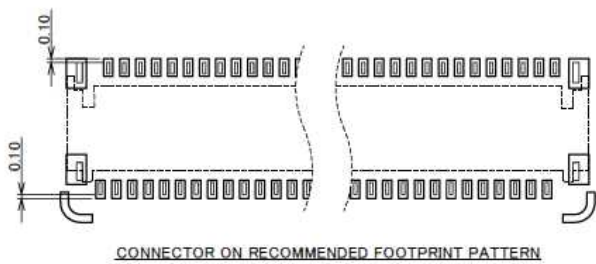
HF Halogen Free  
RoHS Compliant

NO.	DISCRIPTION	MATERIAL	FINISH, REMARKS
5	HOLD DOWN	BRASS	SOLDERING AREA : Au 0.03 μm MIN. OVER Ni: 1.00 μm MIN.
4	CONTACT(B)	PHOSPHOR BRONZE	CONTACT AREA&SOLDERING AREA : Au 0.03 μm MIN. OVER Ni: 1.00 μm MIN.
3	CONTACT(A)	PHOSPHOR BRONZE	CONTACT AREA&SOLDERING AREA : Au 0.03 μm MIN. OVER Ni: 1.00 μm MIN.
2	ACTUATOR	LCP	UL94V-0-BLACK
1	HOUSING	LCP	UL94V-0-BEIGE

# Connector Assembly



Rev.11



SENJU METAL INDUSTRY CO., LTD. M705-SHF(Sn96.5 Ag3.0 Cu0.5)

## Connector Assembly

ITEMS	SPECIFICATION
RATING VOLTAGE	50V AC (PER CONTACT PIN)
RATING AMPERAGE	0.2A DC (PER CONTACT PIN)
OPERATING TEMPERATURE	233~358K(-40°C~+85°C)
OPERATING HUMIDITY	85% MAX.(NON-CONDENSING)
CONTACT RESISTANCE	INITIAL : 100mohm MAX. / AFTER TEST : $\triangle$ 40mohm MAX.
INSULATION RESISTANCE	INITIAL : 100Mohm MIN. / AFTER TEST : 100Mohm MIN.
DIELECTRIC WITHSTANDING VOLTAGE	AC150V 1min
DURABILITY	20 CYCLES
ACTUATOR LOCKING FORCE (INITIAL / 20TH CYCLES)	INITIAL: 0.2N (20.4gf) × n MAX. 20 CYCLES : 0.2N (20.4gf) × n MAX.
ACTUATOR UNLOCKING FORCE (INITIAL / 20TH CYCLES)	INITIAL: 0.014N (1.4gf) × n MIN. 20 CYCLES : 0.014N (1.4gf) × n MIN.
FPC RETENTION FORCE (INITIAL / 20TH CYCLES)	INITIAL: 0.2N (20.4gf) × n MIN. 20 CYCLES : 0.2N (20.4gf) × n MIN.
COPLANARITY	0.10 MAX.
PRODUCT SPECIFICATION	PRS-2319
TEST REPORT	TR-16128
PACKING STANDARD	PST-16121
INSTRUCTION MANUAL	HIM-16031
APPEARANCE CRITERIA No.	QLS-A***

※ "n" IS THE NUMBER OF PIN

Rev.11


Board to Board



High-Density



Autolocking FPC/FFC



High-Density



FPC/FFC



Micro-Coaxial / Discrete Cable



High-Speed



RF



High-Frequency



Optical Module



High-Speed



Power



High-Power



I/O (Input/Output)



Quick charge




Effector



Custom Connectors Available

Inquiry



I-PEX, MHF, CABLINE, NOVASTACK, EVAFLEX, MINIFLEX, ISH, IARPB, IASLP, ESTORQ, ISFIT, i-Fit and ZenShield are registered trademarks of I-PEX Inc. Please note that the contents in the catalog might be changed without prior notification. I-PEX Inc. assumes no responsibility for any inaccuracies or obligation to update information on these documents. Please be sure to read and understand the latest "Precautions for Use" and "Instruction Manual" before you use our products. We shall not be responsible for any defects, damages or troubles in case you use our products without following the precautions for use. Please feel free to contact our sales representatives when you use our products for any applications that require very high reliability and safety, or that relate to human life (ex. nuclear power control, aerospace, transportation, medical equipment, safety equipment etc.).

Contact your sales representative or more detailed information.

[www.i-pex.com](http://www.i-pex.com)



I-PEX

© I-PEX Inc. 2022  
All rights reserved.