

MINIFLEX® 175-ST

超低背 (高度 = 0.52 mm) · 0.175 mm間距,水平插拔,後鎖式

Product Specifications:

Board Pitch (mm)	0.175	
Wiping Length (mm)	Contact A: 0.85	
	Contact B: 0.40	
Size (mm)	Height	0.52 +/- 0.05
	Width	Formula: Even number pos. : 2.09 +(0.175*?p) Odd number pos. : 1.915 +(0.175*?p)
	Depth	Open: 2.65 Close: 3.0
Pin counts	Range	7-31 (odd)
	Available	16, 19

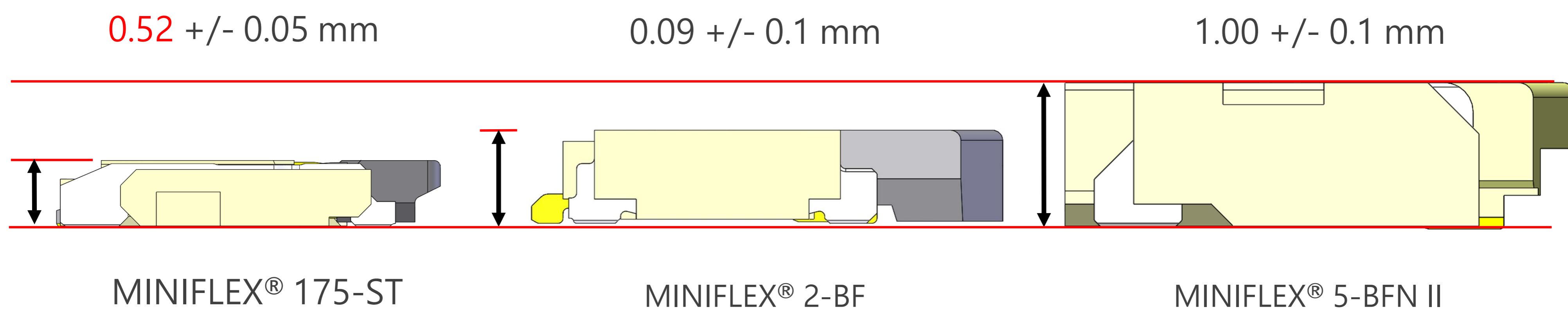
*若有規格外 Pin數需求,請與當地負責業務窗口聯繫。

Applicable FPC/FFC:

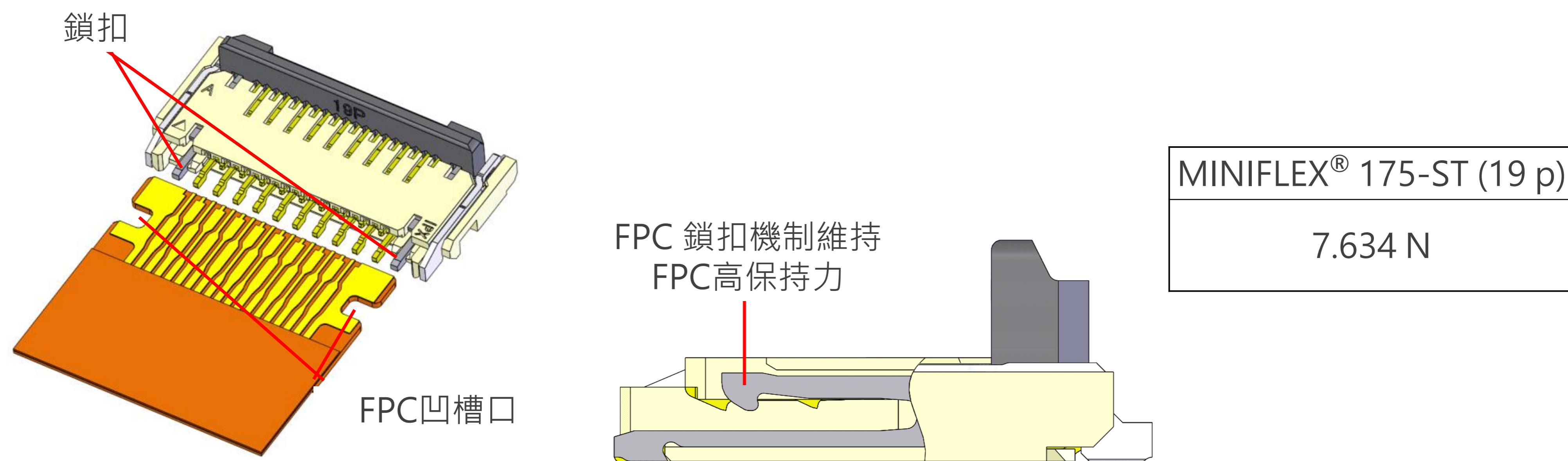
FPC/FFC Contact Pitch	0.175
FPC/FFC Contact Point	Top
FPC/FFC Thickness (mm)	0.12 +/- 0.03



► 超低高度0.52 mm



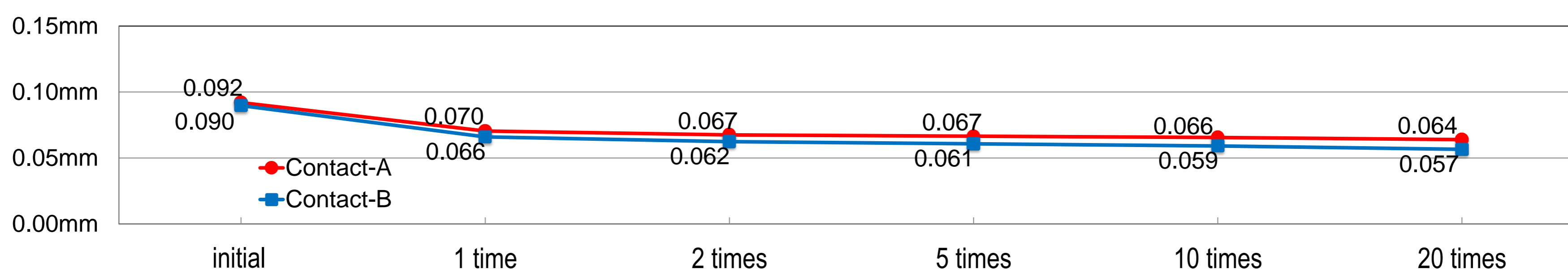
► 特有機械鎖扣提供FPC高保持力



► 在沒有插入 FPC 的情況下閉合鋼琴蓋，連接器仍可使用

在 SMT 加工後，如果鋼琴蓋在沒有插入 FPC 的情況下意外閉合，連接器仍可使用

- FPC 未插入情況下閉合鋼琴蓋，其前後的接點間距離比較如圖 (圖表為 MINIFLEX® 175-ST 標準 19 pins)



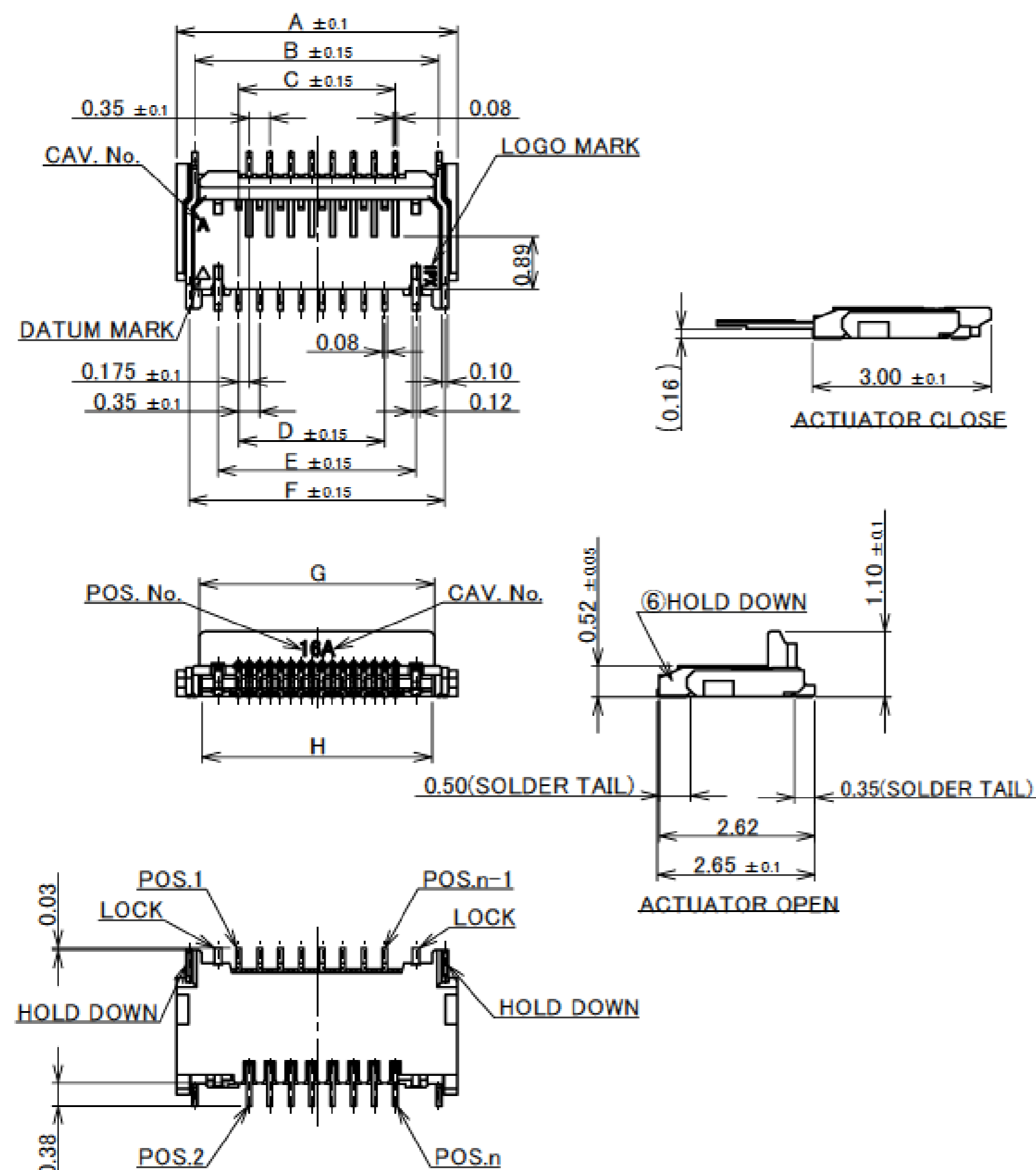
- 連接器插入力上升
- 連接器保持力無太大變化

Component Parts Details

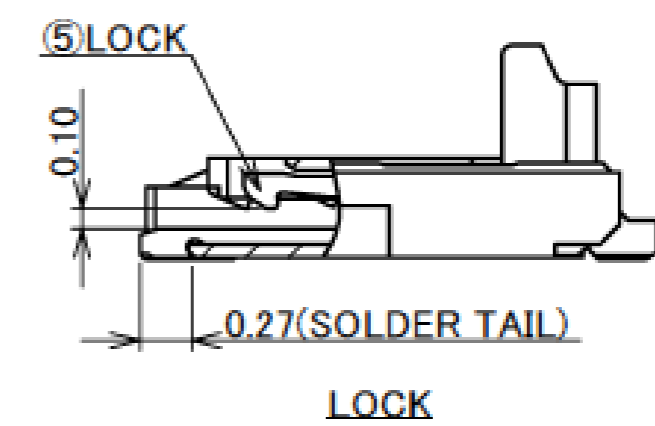
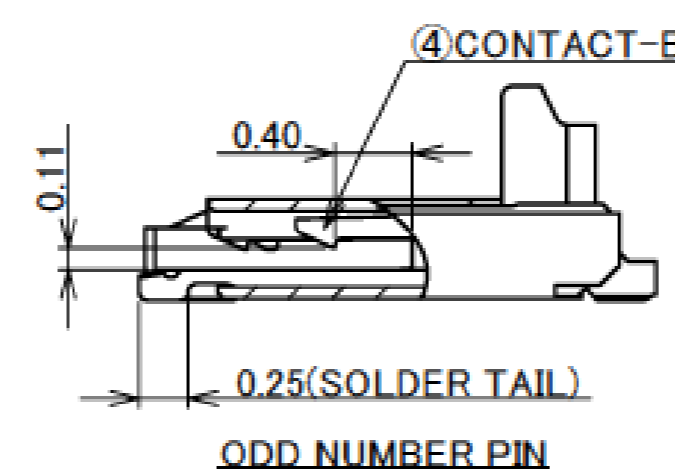
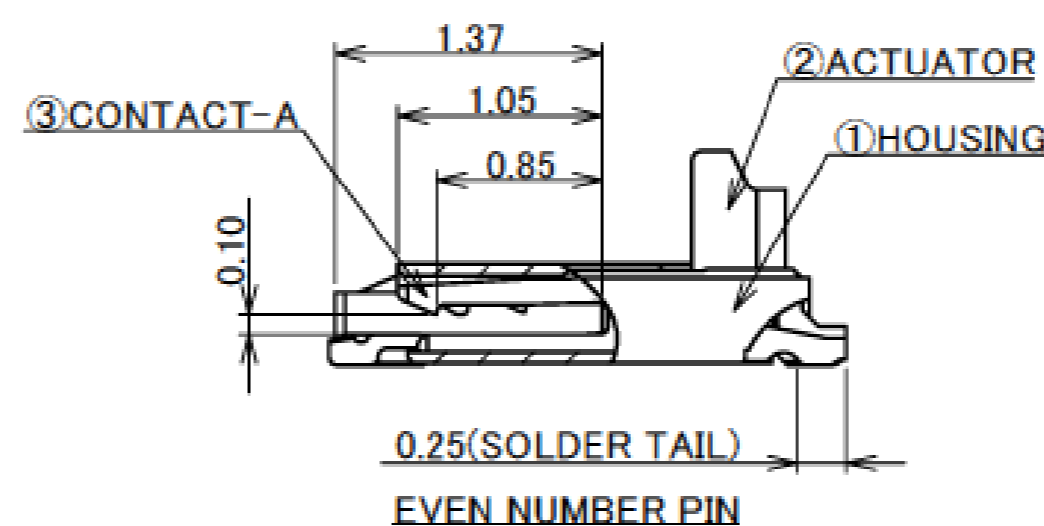
Connector Assembly

Recommended P/N		20622-0**E-02								
PART NO.	Pos.	A	B	C	D	E	F	G	H	
◆20622-008E-0#	8	3.315	2.700	1.225	1.050	1.925	2.900	2.540	2.480	
◆20622-010E-0#	10	3.665	3.050	1.575	1.400	2.275	3.250	2.890	2.810	
◆20622-012E-0#	12	4.015	3.400	1.925	1.750	2.625	3.600	3.240	3.160	
◆20622-014E-0#	14	4.365	3.750	2.275	2.100	2.975	3.950	3.590	3.510	
◆20622-016E-0#	16	4.715	4.100	2.625	2.450	3.325	4.300	3.940	3.860	
◆20622-018E-0#	18	5.065	4.450	2.975	2.800	3.675	4.650	4.290	4.210	
◆20622-020E-0#	20	5.415	4.800	3.325	3.150	4.025	5.000	4.640	4.560	
◆20622-022E-0#	22	5.765	5.150	3.675	3.500	4.375	5.350	4.990	4.910	
◆20622-024E-0#	24	6.115	5.500	4.025	3.850	4.725	5.700	5.340	5.260	
◆20622-026E-0#	26	6.465	5.850	4.375	4.200	5.075	6.050	5.690	5.610	
◆20622-028E-0#	28	6.815	6.200	4.725	4.550	5.425	6.400	6.040	5.960	
◆20622-030E-0#	30	7.165	6.550	5.075	4.900	5.775	6.750	6.390	6.310	

◆ MARK MEANS NOT AVAILABLE



P/N : 20622-0**E-0#
 1 : HOUSING COLOR : BLACK
 2 : HOUSING COLOR : BEIGE
 POS.



NOTES:
 1. CONTACT POINT: ONLY TOP CONTACT

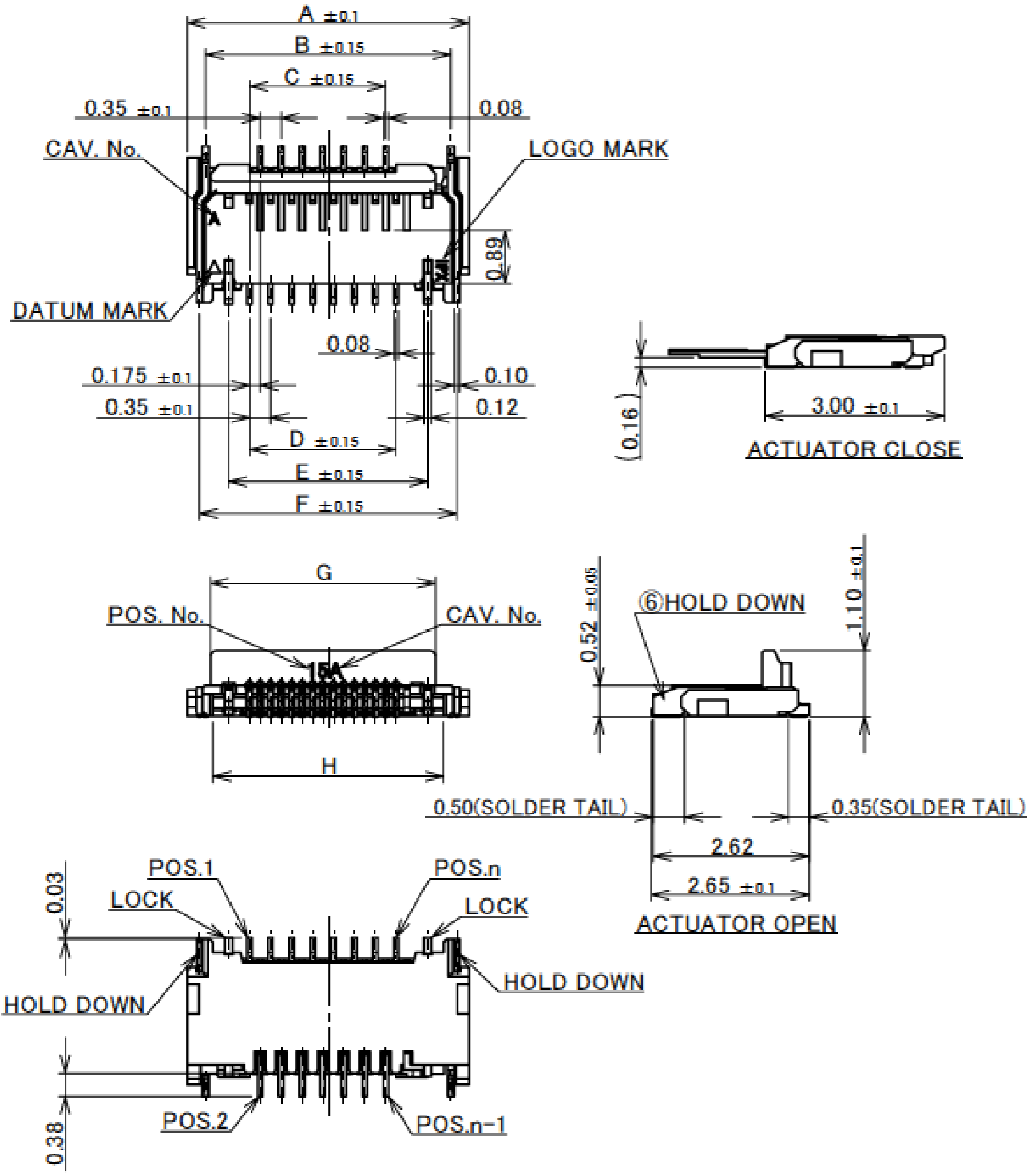
EVEN NUMBER POSITION

NO.	DISCRIPTION	MATERIAL	FINISH , REMARKS
6	HOLD DOWN	PHOSPHOR BRONZE	SOLDERING AREA : Au 0.02 μm MIN. OVER Ni 1.00 μm MIN.
5	LOCK	PHOSPHOR BRONZE	ALL OVER Ni 1.00 μm MIN. SOLDERING AREA : Au 0.03 μm MIN.
4	CONTACT-B	PHOSPHOR BRONZE	CONTACT AREA : Au 0.10 μm MIN. OVER Ni 1.00 μm MIN. SOLDERING AREA : Au 0.03 μm MIN. OVER Ni 1.00 μm MIN.
3	CONTACT-A	PHOSPHOR BRONZE	CONTACT AREA : Au 0.10 μm MIN. OVER Ni 1.00 μm MIN. SOLDERING AREA : Au 0.03 μm MIN. OVER Ni 1.00 μm MIN.
2	ACTUATOR	LCP	UL94V-0, BLACK
1	HOUSING	LCP	UL94V-0, BLACK or BEIGE

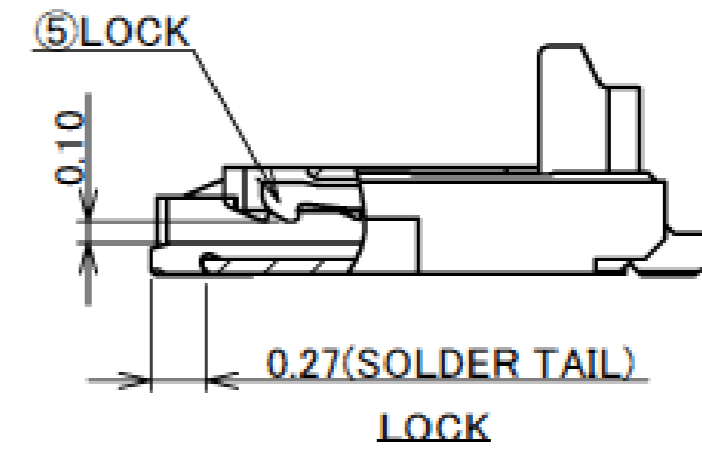
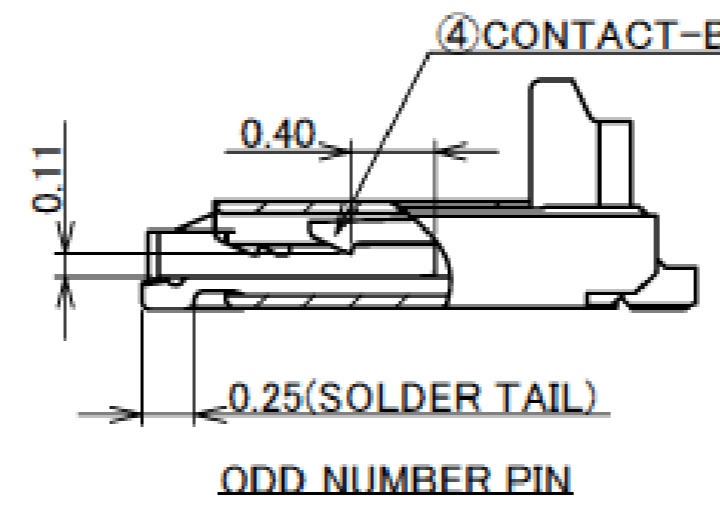
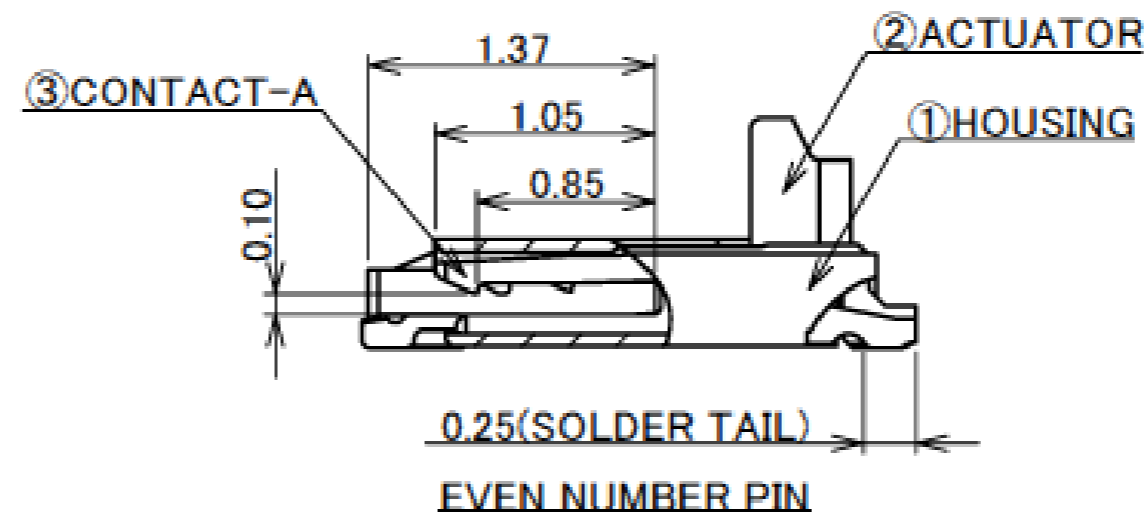
Connector Assembly

P/N	Pos	A	B	C	D	E	F	G	H
◆20622-007E-0#	7	3.140	2.525	0.875	1.050	1.750	2.725	2.365	2.285
◆20622-009E-0#	9	3.490	2.875	1.225	1.400	2.100	3.075	2.715	2.635
◆20622-011E-0#	11	3.840	3.225	1.575	1.750	2.450	3.425	3.065	2.985
◆20622-013E-0#	13	4.190	3.575	1.925	2.100	2.800	3.775	3.415	3.335
◆20622-015E-0#	15	4.540	3.925	2.275	2.450	3.150	4.125	3.765	3.685
◆20622-017E-0#	17	4.890	4.275	2.625	2.800	3.500	4.475	4.115	4.035
◆20622-019E-0#	19	5.240	4.625	2.975	3.150	3.850	4.825	4.465	4.385
◆20622-021E-0#	21	5.590	4.975	3.325	3.500	4.200	5.175	4.815	4.735
◆20622-023E-0#	23	5.940	5.325	3.675	3.850	4.550	5.525	5.165	5.085
◆20622-025E-0#	25	6.290	5.675	4.025	4.200	4.900	5.875	5.515	5.435
◆20622-027E-0#	27	6.640	6.025	4.375	4.550	5.250	6.225	5.865	5.785
◆20622-029E-0#	29	6.990	6.375	4.725	4.900	5.600	6.575	6.215	6.135
◆20622-031E-0#	31	7.340	6.725	5.075	5.250	5.950	6.925	6.565	6.485

◆MARK MEANS NOT AVAILABLE



P/N : 20622-0**E-0#
 1 : HOUSING COLOR : BLACK
 2 : HOUSING COLOR : BEIGE
 POS.



NOTES:
 1. CONTACT POINT: ONLY TOP CONTACT

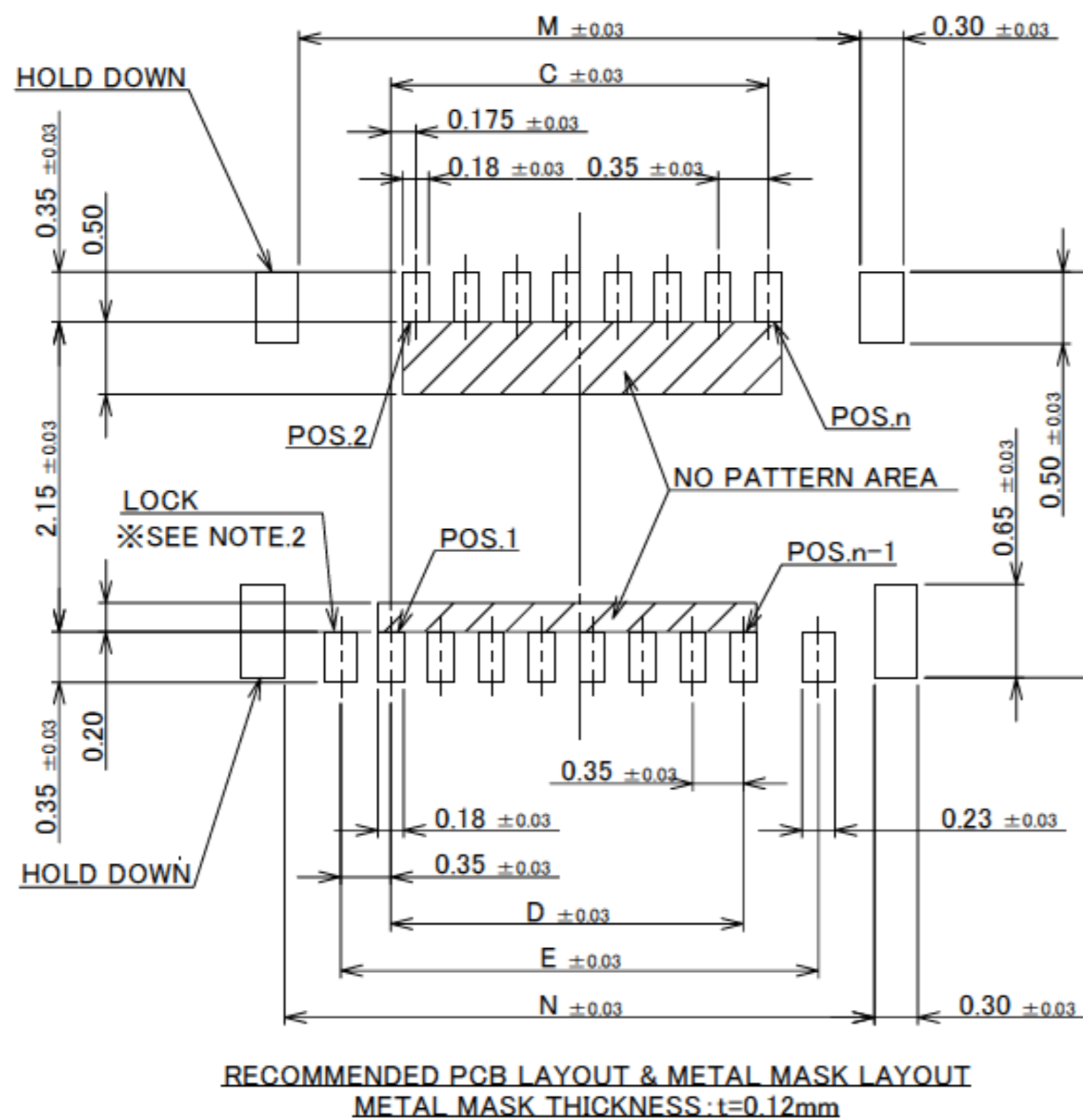
ODD NUMBER POSITION

NO.	DISCRIPTION	MATERIAL	FINISH , REMARKS
6	HOLD DOWN	PHOSPHOR BRONZE	SOLDERING AREA : Au 0.02 μm MIN. OVER Ni 1.00 μm MIN.
5	LOCK	PHOSPHOR BRONZE	ALL OVER Ni 1.00 μm MIN. SOLDERING AREA : Au 0.03 μm MIN.
4	CONTACT-B	PHOSPHOR BRONZE	CONTACT AREA : Au 0.10 μm MIN. OVER Ni 1.00 μm MIN. SOLDERING AREA : Au 0.03 μm MIN. OVER Ni 1.00 μm MIN.
3	CONTACT-A	PHOSPHOR BRONZE	CONTACT AREA : Au 0.10 μm MIN. OVER Ni 1.00 μm MIN. SOLDERING AREA : Au 0.03 μm MIN. OVER Ni 1.00 μm MIN.
2	ACTUATOR	LCP	UL94V-0, BLACK
1	HOUSING	LCP	UL94V-0, BLACK or BEIGE

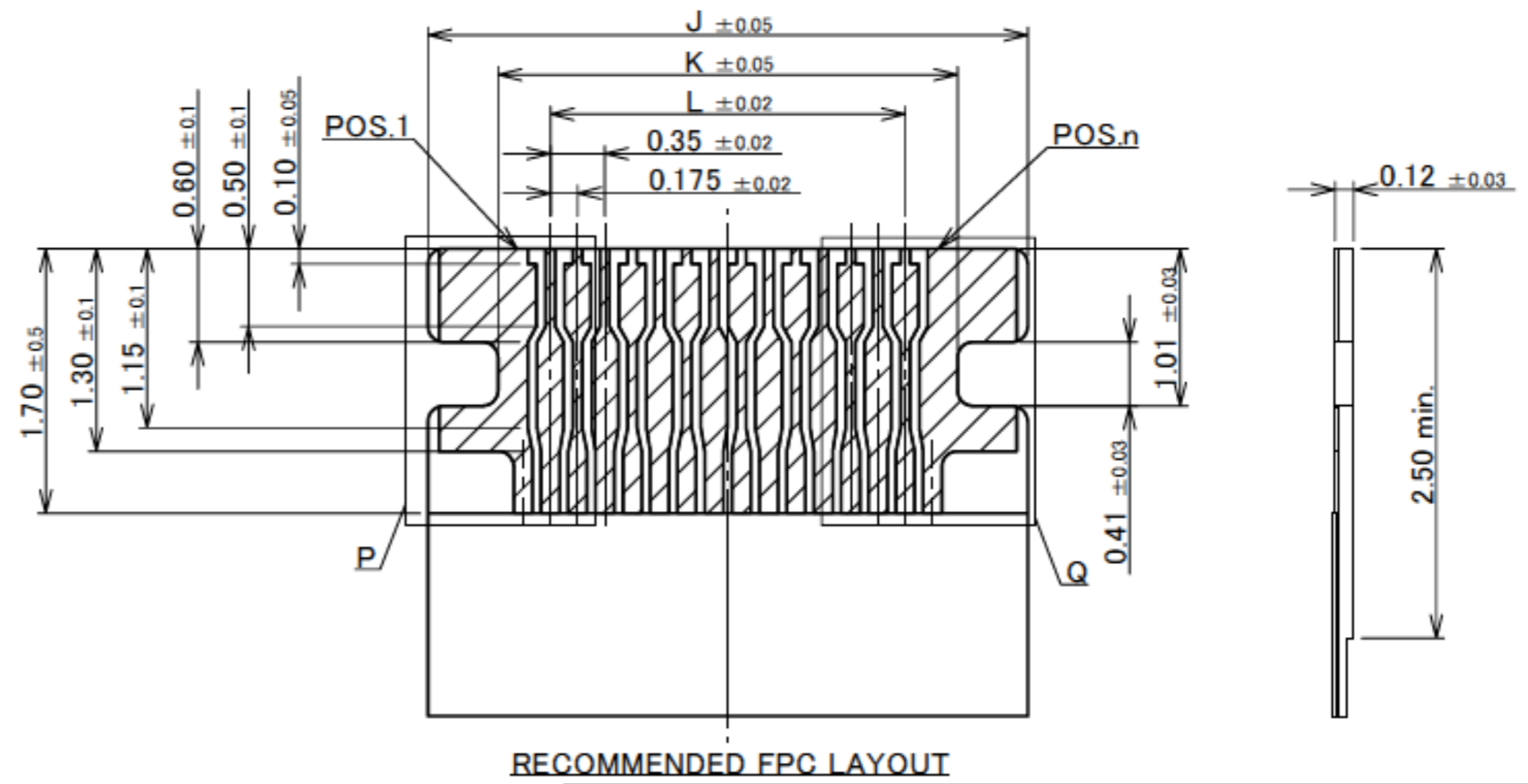
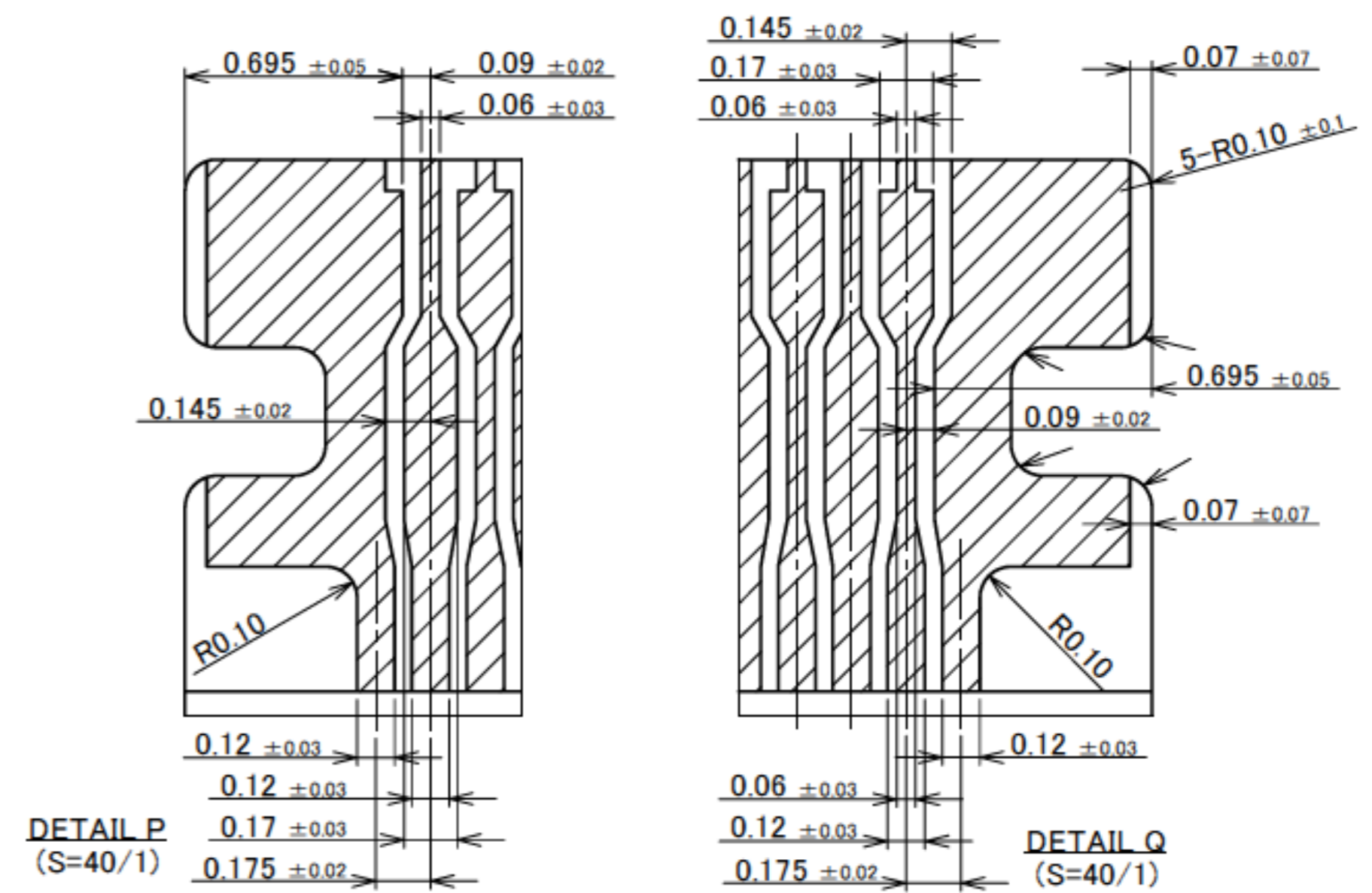
Rev.5

PART NO.	Pos.	C	D	E	J	K	L	M	N
◆20622-008E-0#	8	1.225	1.050	1.925	2.445	1.545	0.875	2.500	2.700
◆20622-010E-0#	10	1.575	1.400	2.275	2.795	1.895	1.225	2.850	3.050
◆20622-012E-0#	12	1.925	1.750	2.625	3.145	2.245	1.575	3.200	3.400
◆20622-014E-0#	14	2.275	2.100	2.975	3.495	2.595	1.925	3.550	3.750
◆20622-016E-0#	16	2.625	2.450	3.325	3.845	2.945	2.275	3.900	4.100
◆20622-018E-0#	18	2.975	2.800	3.675	4.195	3.295	2.625	4.250	4.450
◆20622-020E-0#	20	3.325	3.150	4.025	4.545	3.645	2.975	4.600	4.800
◆20622-022E-0#	22	3.675	3.500	4.375	4.895	3.995	3.325	4.950	5.150
◆20622-024E-0#	24	4.025	3.850	4.725	5.245	4.345	3.675	5.300	5.500
◆20622-026E-0#	26	4.375	4.200	5.075	5.595	4.695	4.025	5.650	5.850
◆20622-028E-0#	28	4.725	4.550	5.425	5.945	5.045	4.375	6.000	6.200
◆20622-030E-0#	30	5.075	4.900	5.775	6.295	5.395	4.725	6.350	6.550

◆MARK MEANS NOT AVAILABLE



RECOMMENDED PCB LAYOUT & METAL MASK LAYOUT
 METAL MASK THICKNESS: t=0.12mm



EVEN NUMBER POSITION

Rev.5

Connector Assembly


ITEMS	SPECIFICATION
RATING VOLTAGE	50V AC (PER CONTACT)
RATING AMPERAGE (FOR SIGNAL CONTACT)	0.3A DC (PER CONTACT) , 6.0A DC (PER CONNECTOR)
OPERATING TEMPERATURE	233~358K (-40°C~+85°C)
OPERATING HUMIDITY	20~80%RH (NON-CONDENSING)
CONTACT RESISTANCE (FOR SIGNAL CONTACT)	INITIAL : 80mohm MAX. / AFTER TEST : \triangle 40mohm MAX.
INSULATION RESISTANCE	INITIAL : 100Mohm MIN. / AFTER TEST : 100Mohm MIN.
DIELECTRIC WITHSTANDING VOLTAGE	AC200V 1min
DURABILITY	20 CYCLES
ACTUATOR LOCKING FORCE (INITIAL / AFTER 20CYCLES)	16P : 5.40N MAX. 19P : 6.30N MAX.
ACTUATOR UNLOCKING FORCE (INITIAL / AFTER 20CYCLES)	16P : 0.18N MIN. 19P : 0.21N MIN.
COPLANARITY	0.10 MAX.
PRODUCT SPECIFICATION	PRS-2024
TEST REPORT	TR-15076
PACKING STANDARD	PST-15073
INSTRUCTION MANUAL	HIM-16036
APPEARANCE CRITERIA No.	QLS-A***

Rev.5

Custom Connectors Available

 RF Connectors

MHF® series



CABLIN® series



Micro-coaxial/Twinax Connectors



Wire-to-Board Connectors/Terminals

AP series

ISH® series




NOVASTACK® series



Board-to-Board Connectors



I/O Connectors



MINIDOCK™ series

MINIFLEX® series

EVAFLEX® series



FPC/FFC Connectors



Inquiry



I-PEX, MHF, CABLINE, NOVASTACK, ISH, IARPB, MINIFLEX, EVAFLEX, MINIDOCK and ZenShield are registered trademarks of I-PEX Inc. Please note that the contents in the catalog might be changed without prior notification. I-PEX Inc. assumes no responsibility for any inaccuracies or obligation to update information on these documents. Please be sure to read and understand the latest "Precautions for Use" and "Instruction Manual" before you use our products. We shall not be responsible for any defects, damages or troubles in case you use our products without following the precautions for use. Please feel free to contact our sales representatives when you use our products for any applications that require very high reliability and safety, or that relate to human life (ex. nuclear power control, aerospace, transportation, medical equipment, safety equipment etc.).

Contact your sales representative or more detailed information.

www.i-pex.com



I-PEX

© I-PEX Inc. 2025
All rights reserved