

MHF® I LK

결합 Lock 기능을 탑재한 RF 커넥터 대응 주파수 ~9 GHz, 체결 높이 2.9 mm max

Product Specifications:

Mated Height (mm max.)	2.9		
Rece. SMT Size (mm)	3.0 x 3.0		
Applicable Frequency	DC ~ 9 GHz		
Characteristic Impedance	50 ohm		
VSWR (L=100 mm)	Connector	PLUG	RECEPTACLE
	DC ~ 3 GHz	1.3 max.	1.3 max.
	3 ~ 6 GHz	1.5 max.	1.4 max.
	6 ~ 9 GHz	1.9 max.	1.8 max.

Applicable Cable Size:

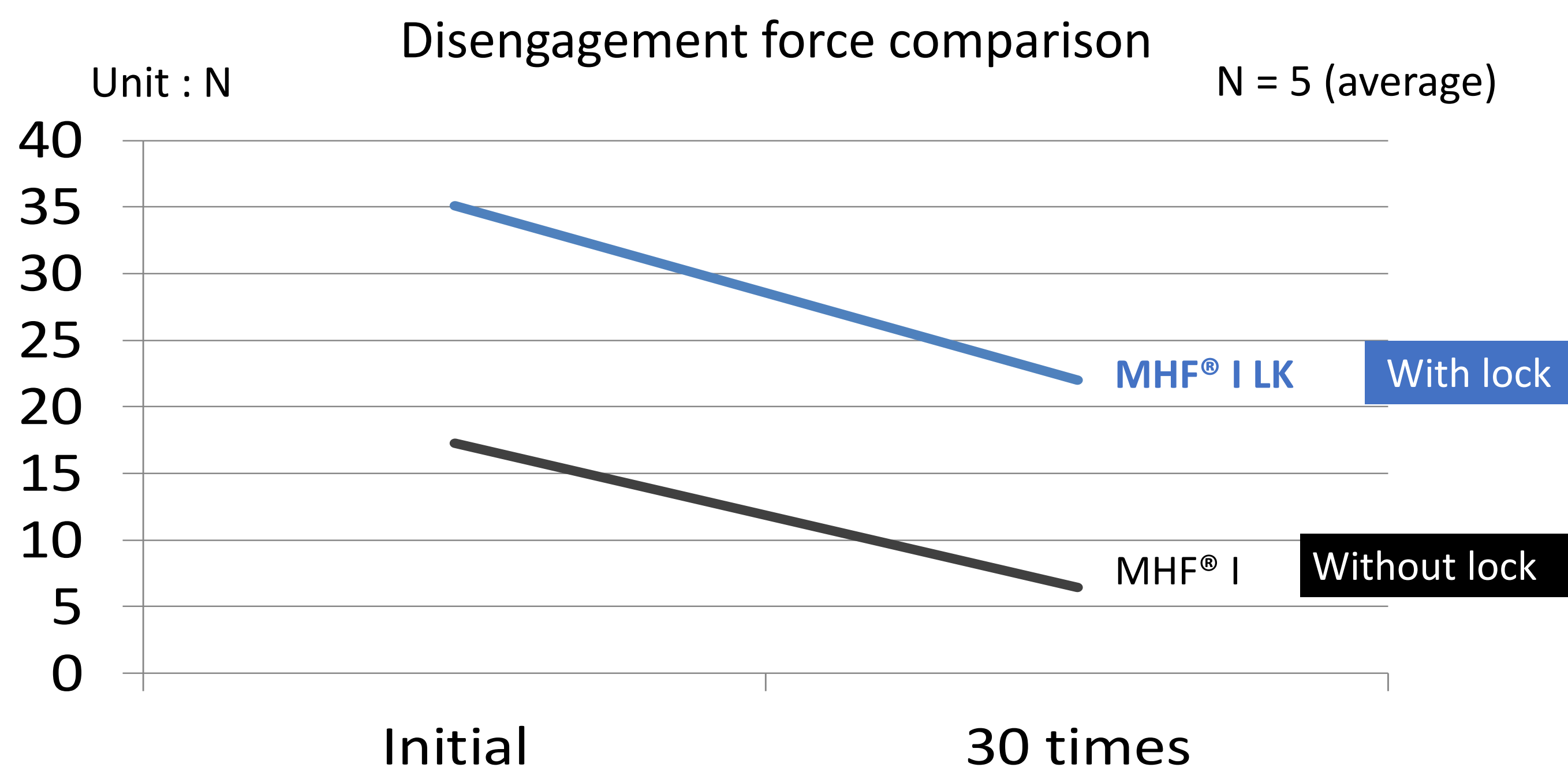
O.D. 0.81 mm / AWG 36
O.D. 1.13 mm / AWG 32
O.D. 1.32 mm / AWG 32
O.D. 1.37 mm / AWG 30
O.D. 1.80 mm / AWG 30

Applicable Standards (Reference Only):


5G sub-6, Wi-Fi 6E, LTE/LTE-Advanced, LPWA, Bluetooth, GPS



▶ 지속적인 충격 및 진동 대책에 최적



▶ MHF® I Plug용 결합 Lock 시스템

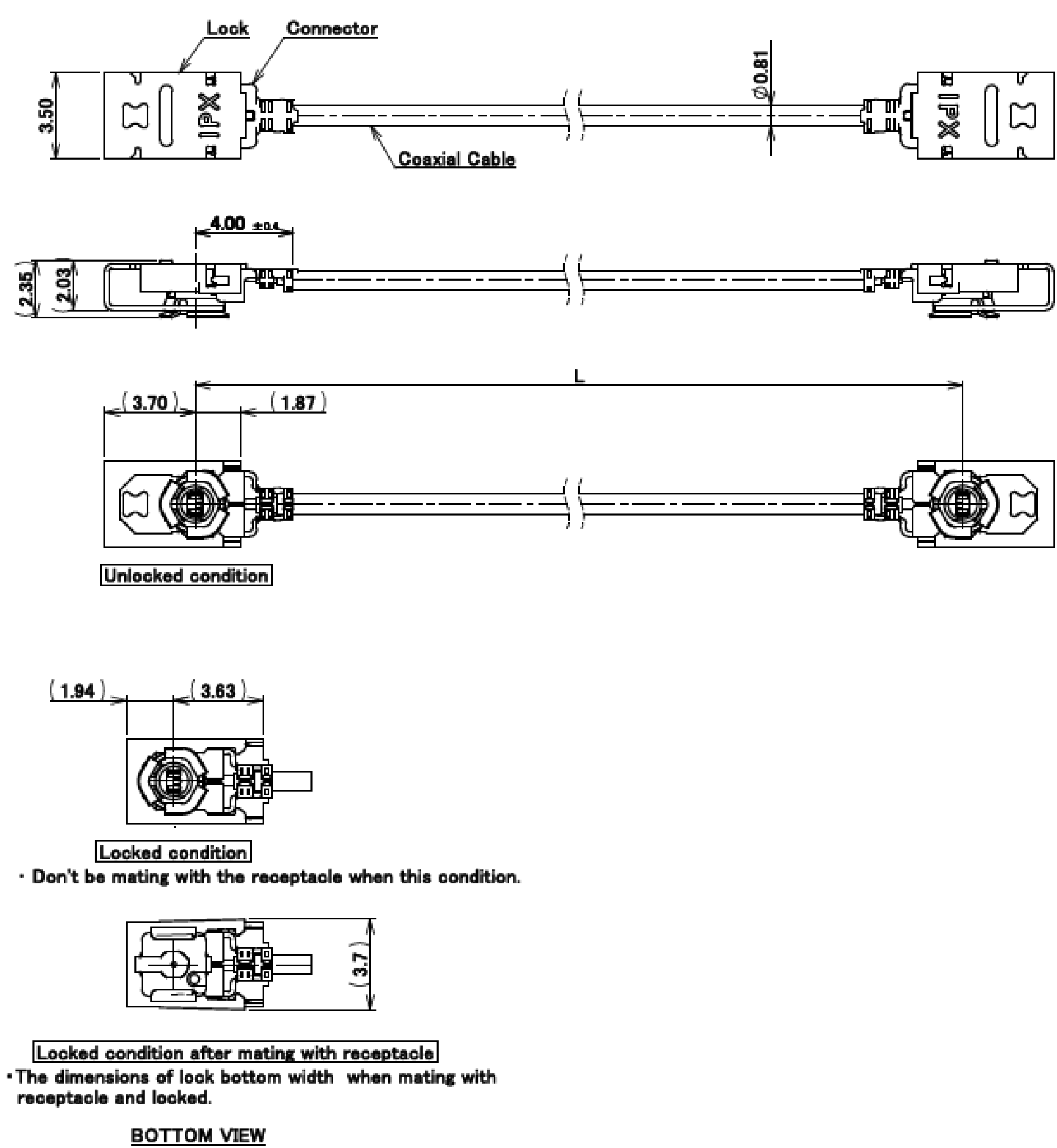


▶ 모든 MHF® I 리셉터클과 체결

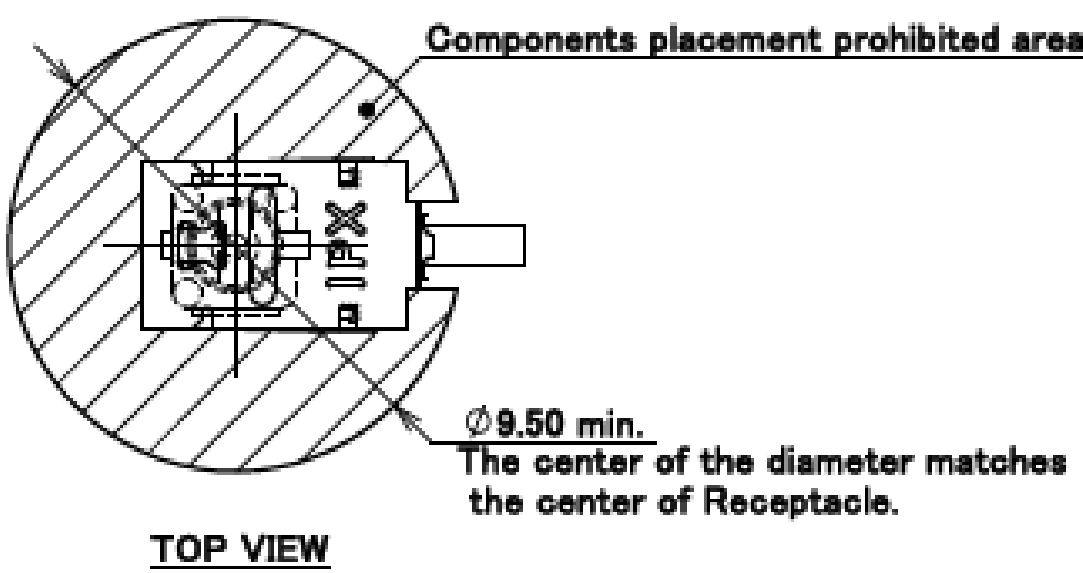
Product name		MHF® I LK	MHF® I	MHF® I
Lock		With Lock	Without Lock	Without Lock
Mating Height		2.9 mm max.	2.5 mm max.	3.0 mm max.
Coaxial O.D. (Center Conductor AWG)	2.00 mm (AWG#26)			●
	1.80 mm (AWG#30)	●	●	
	1.37 mm (AWG#30)	●	●	
	1.32 mm (AWG#32)	●	●	
	1.13 mm (AWG#32)	●	●	
	0.81 mm (AWG#36)	●	●	
Receptacle		MHF® I receptacle 20279-001E-** (3 pads) / 20441-001E-01 (4 pads)		

Component Parts Details

MHF® I LK

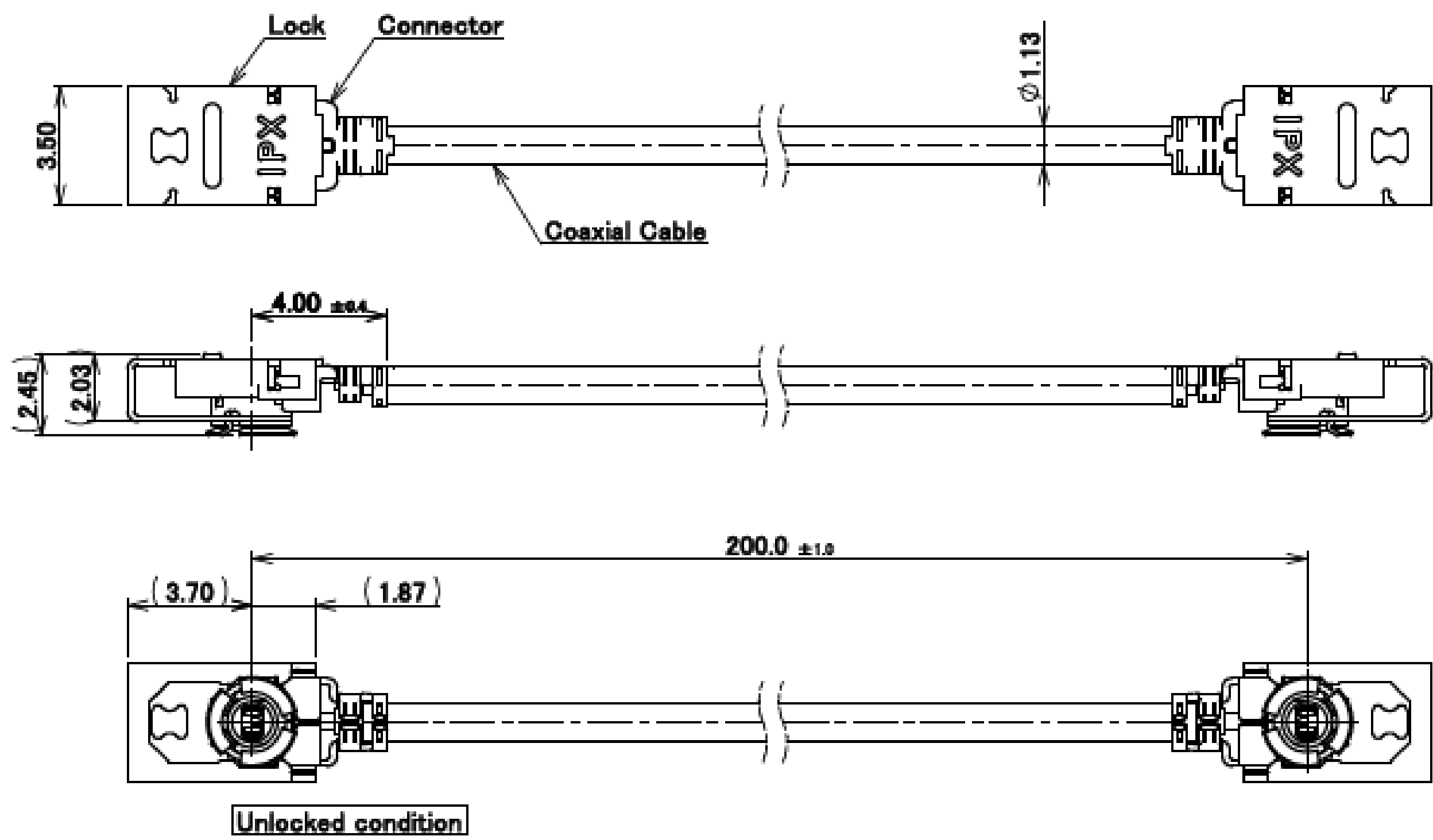


Cable : $\phi 0.81$ mm



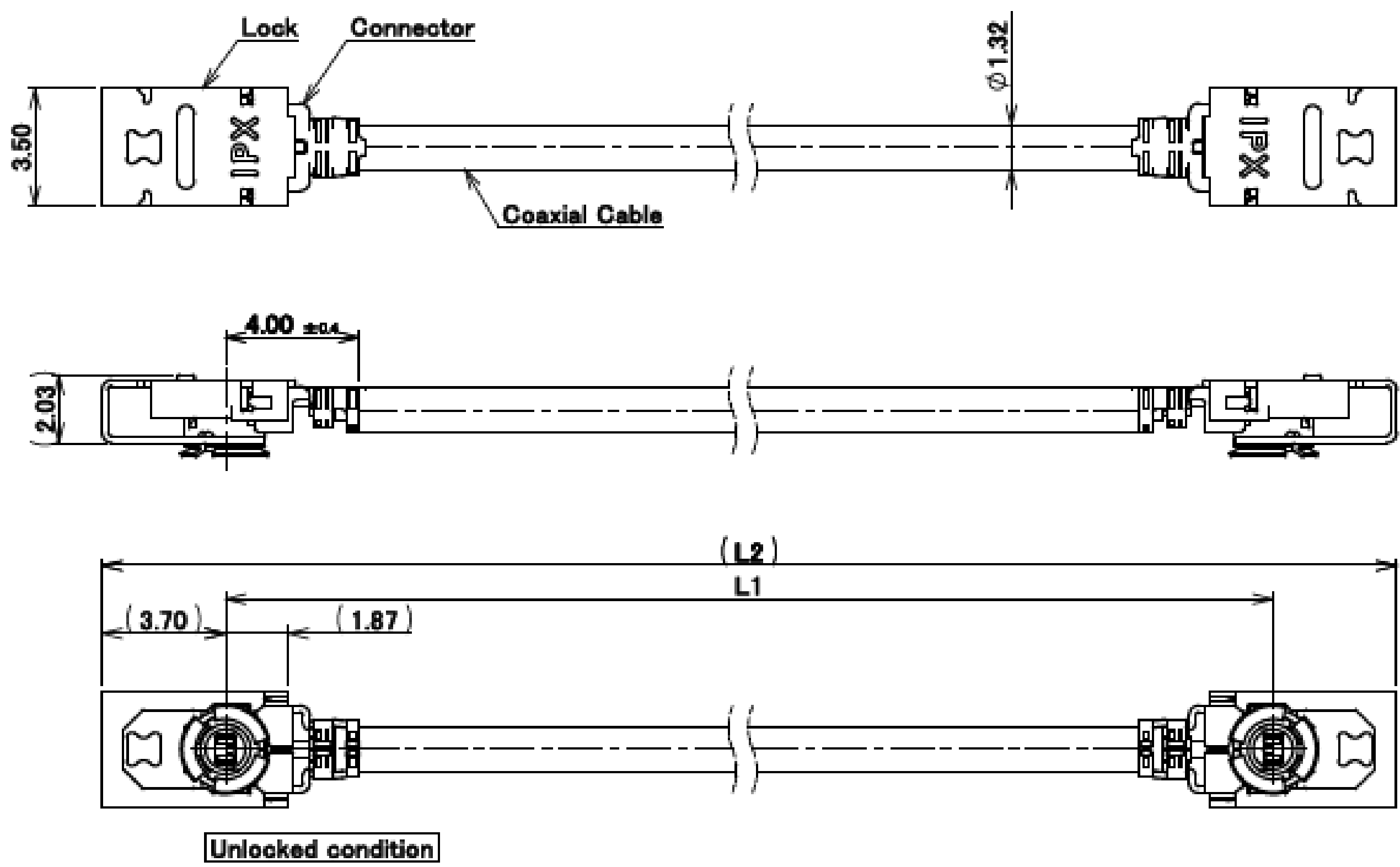
- NOTES**
1. Constructions
(1) Connector : MHF I Plug, Ni-TOP
(2) Coaxial cable : AWG#36 $\phi 0.81$
(3) Lock part
 2. Orientation of connector : $0^\circ \pm 45^\circ$
 3. Packing : Bag
 4. This product is RoHS compliant.
 5. Cable crimp strength : 10N MIN.
 6. Permissible load of cable at mating.
-
7. To handle lock parts
You must read and follow the instruction manual below.
I-PEX instruction manual No. HIM-17020

Cable : $\Phi 1.13\text{ mm}$



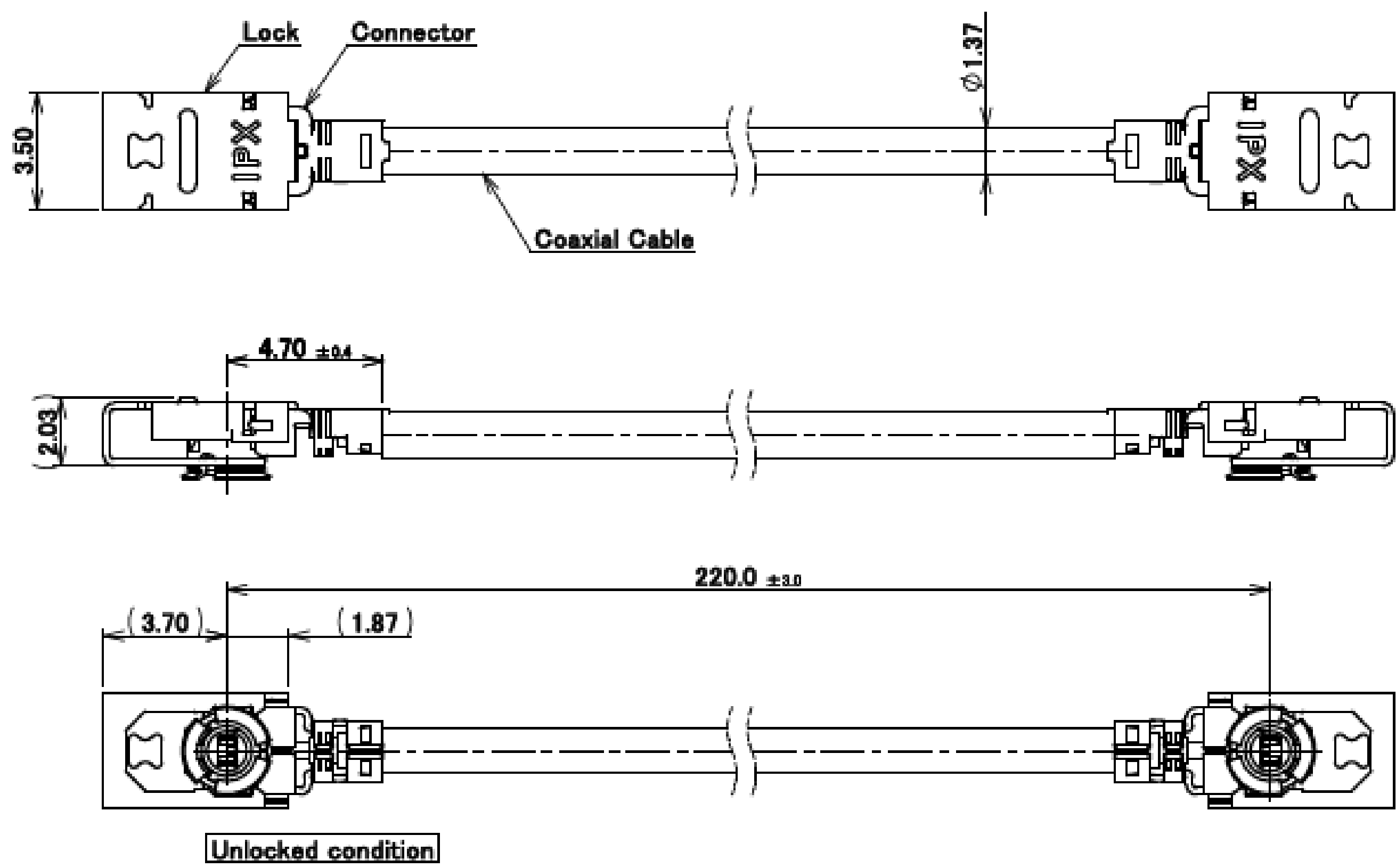
Rev.0

Cable : $\Phi 1.32\text{ mm}$



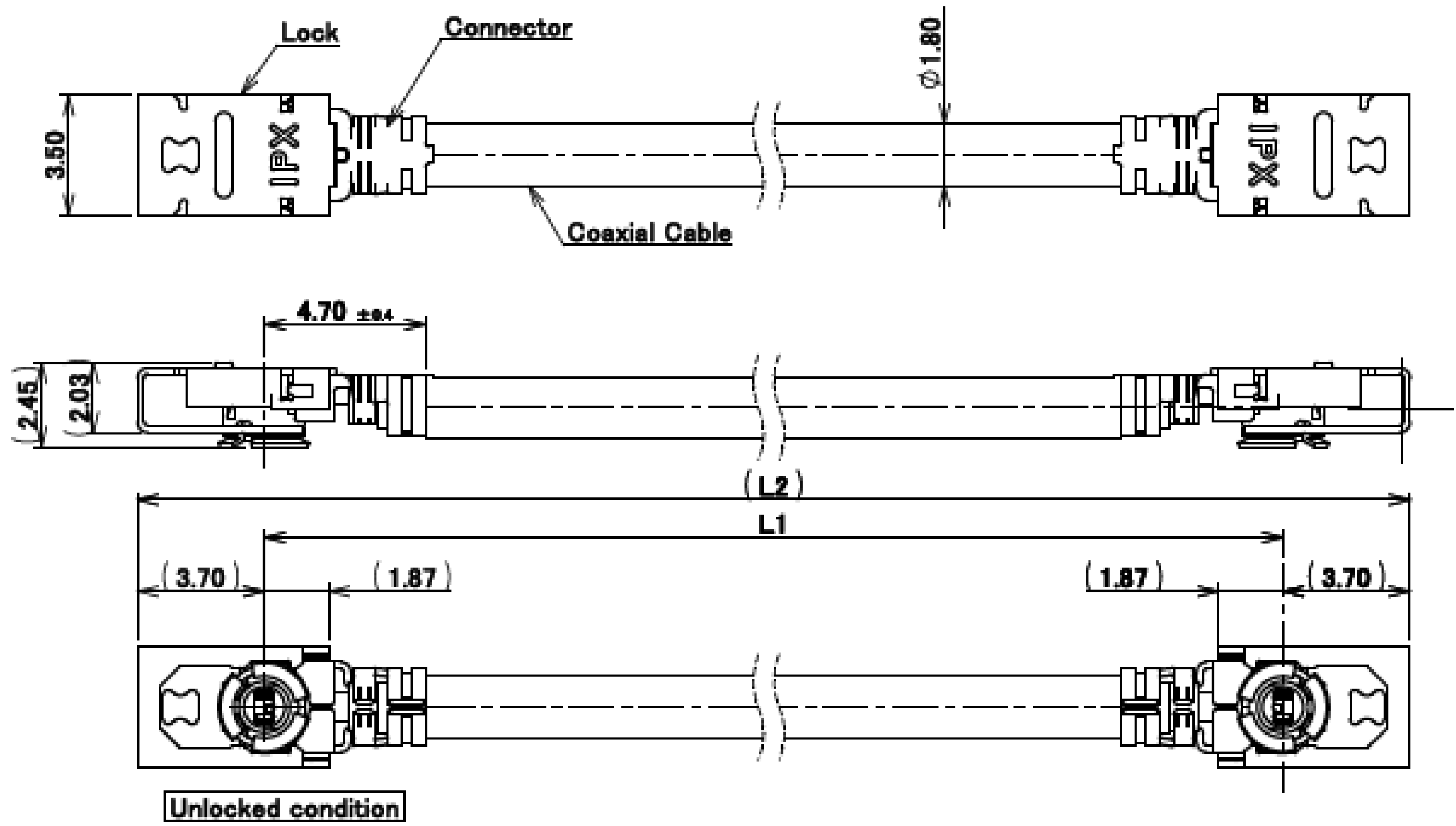
Rev.0

Cable : $\Phi 1.37$ mm



Rev.0

Cable : $\Phi 1.80$ mm



Rev.0


Custom Connectors Available

 RF
Connectors

MHF® series



Micro-coaxial/Twinax
Connectors




CABLIN® series




Wire-to-Board
Connectors/
Terminals


AP series



ISH® series




NOVASTACK® series



Board-to-Board
Connectors



I/O
Connectors




MINIDOCK™ series




FPC/FFC
Connectors

MINIFLEX® series

EVAFLEX® series



Inquiry



I-PEX, MHF, CABLINE, NOVASTACK, ISH, IARP, MINIFLEX, EVAFLEX, MINIDOCK and ZenShield are registered trademarks of I-PEX Inc. Please note that the contents in the catalog might be changed without prior notification. I-PEX Inc. assumes no responsibility for any inaccuracies or obligation to update information on these documents. Please be sure to read and understand the latest "Precautions for Use" and "Instruction Manual" before you use our products. We shall not be responsible for any defects, damages or troubles in case you use our products without following the precautions for use. Please feel free to contact our sales representatives when you use our products for any applications that require very high reliability and safety, or that relate to human life (ex. nuclear power control, aerospace, transportation, medical equipment, safety equipment etc.).

Contact your sales representative
or more detailed information.

www.i-pex.com



I-PEX

© I-PEX Inc. 2025
All rights reserved