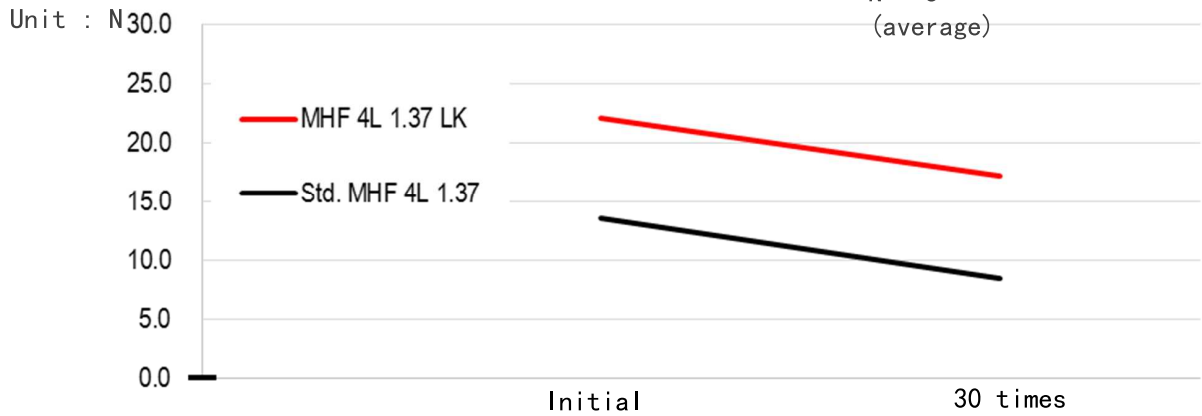




- ✓连续冲击和震动的理想解决方案
- ✓MHF[®] 4L 公座自带锁扣结构
- ✓可匹配所有 MHF[®] 4 / 4L母座

Maximum height (mm)	2.0	
Outside dimension of receptacle(mm)	2.0 x 2.0	
Applicable wire gauge	1.37 mm / AWG 30	
Frequency	DC~12 GHz	
VSWR (L=100 mm)	DC~3 GHz	1.3 max.
	3 GHz~6 GHz	1.4 max.
	6 GHz~9 GHz	1.5 max.
	9 GHz~12 GHz	1.6 max.
12 GHz~15 GHz	-	
Service temp. (Celsius)	-40 degree ~ +90 degree	
Characteristic impedance	50 ohm	
Rated voltage	AC60V	
Contact resistance	20 mohm max.	
Withstand voltage	AC200V/min	
Insulation resistance	500 Mohm min./DC100V	

连续冲击和震动的理想解决方案



拔出力比较

MHF[®] 4L公座自带锁扣结构



解锁状态



锁扣状态

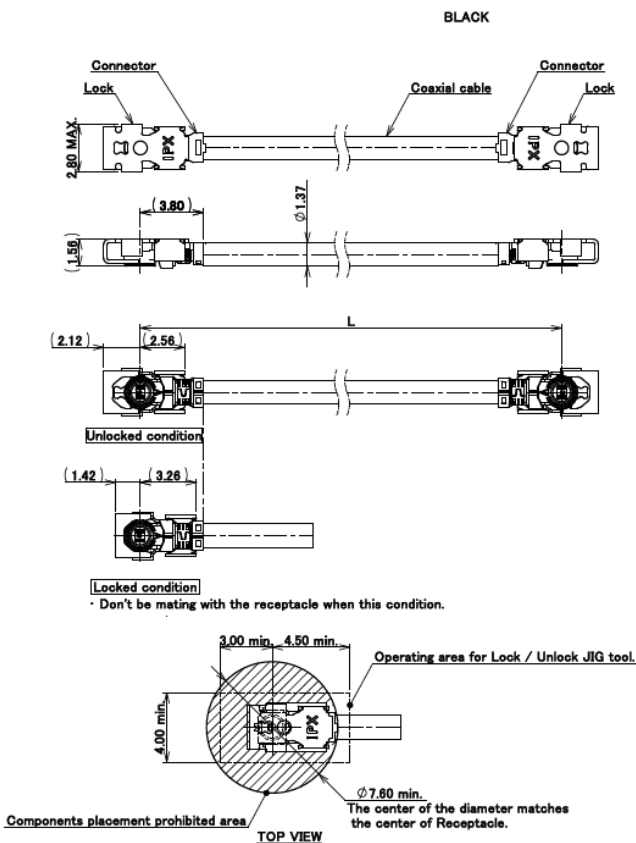
和所有 MHF[®] 4 / 4L母座匹配

产品名称	MHF 4L LK	MHF 4L
特性	 MHF 4L带机械锁扣	 无线产品业内参考标准
公座料号	-	20632-001R-37 20565-001R-13 20572-001R-08
母座料号	20449-001E-** (MHF 4 母座) 20579-001E (MHF 4L母座)	

MHF[®] 4L LK

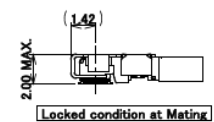
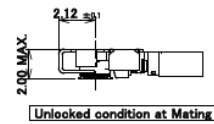
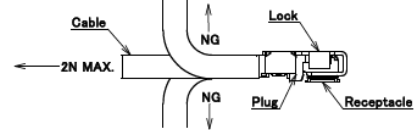
Component Parts Detail

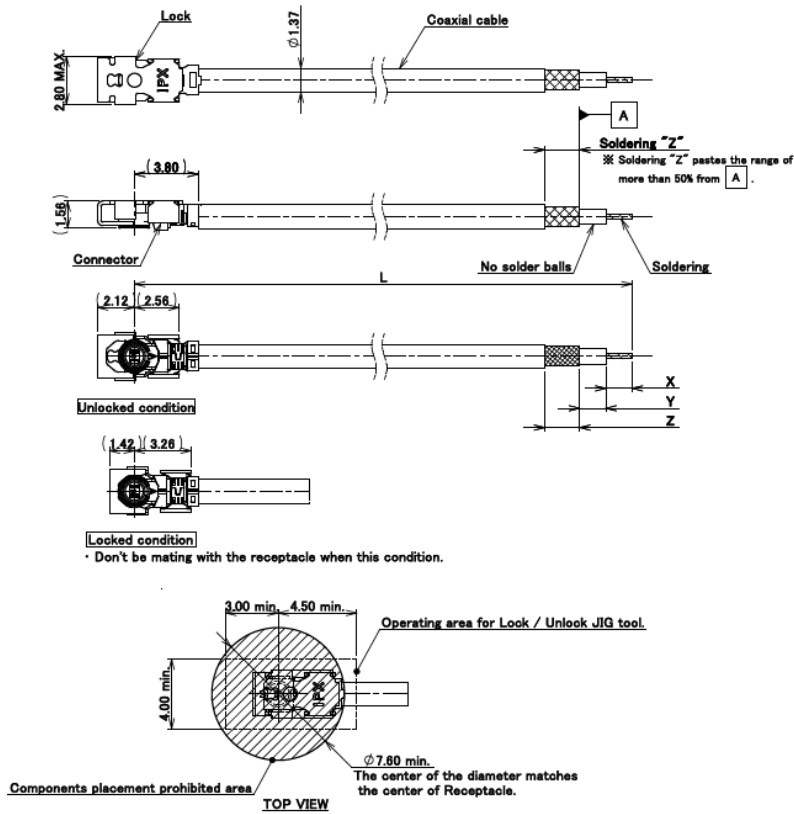
MHF[®] 4L LK



NOTES

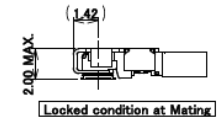
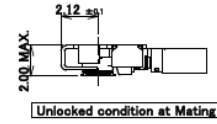
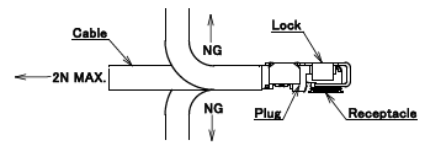
1. Constructions
 - (1) Connector : MHF4L Plug
 - (2) Coaxial cable : AWG#30 $\phi 1.37$
2. Orientation of connector : $0^\circ \pm 45^\circ$
3. Packing : Bag
4. This product is RoHS compliant.
5. Cable crimp strength : 15N MIN.
6. Permissible load of cable at mating.





NOTES

1. Constructions
 - (1) Connector : MHF4L Plug
 - (2) Coaxial cable : AWG#30 φ1.37
2. Packing : Bag
3. This product is RoHS compliant.
4. Cable crimp strength : 15N MIN.
5. Permissible load of cable at mating.



QKE-DFFE06-02 REV.11

I-PEX

Copyright © I-PEX Inc. 2020. All rights reserved.

I-PEX, MHF, CABLINE, NOVASTACK, EVAFLEX, MINIFLEX, ISH, IARPB, IASLP, ESTORQ, i-Fit 以及 ISFIT 是 I-PEX 株式会社的注册商标。请注意，目录中的内容可能会在没有事先通知的情况下进行更改。I-PEX 集团没有义务和责任承担这些文件中误差和更新。使用我们的产品前，请务必正确阅读和理解最新的“使用注意事项”和“使用说明书”。如果您在使用我们的产品时没有遵循使用注意事项，我们将不对任何不良，损坏或故障负责。当您我们的产品使用在任何需要较高可靠性和安全性，或者涉及生命安全的应用时，请提前联系我们的销售代表。（例如：核电控制，航空航天，运输，医疗设备，安全设备等）

请联系您当地的销售代表，了解更详细的信息 [i-pex.com]