

MHF® 4L LK

Locking solution that works with MHF 4/4L receptacles, the M.2 industry standard, mated height of 2.0 mm max., excellent electrical performance up to 12 GHz



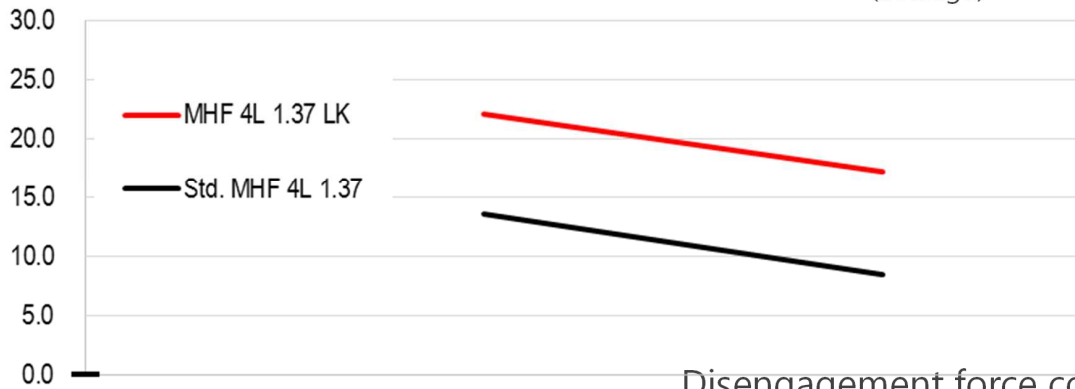
- ✓ Ideal for continuous shock and vibration applications
- ✓ Patented locking system for MHF® 4L Plug
- ✓ Mates with MHF® 4/4L Receptacles

Maximum height (mm)	2.0	
Outside dimension of receptacle(mm)	2.0 x 2.0	
Applicable wire gauge	1.37 mm / AWG 30	
Frequency	DC~12 GHz	
VSWR (L=100 mm)	DC~3 GHz	1.3 max.
	3 GHz~6 GHz	1.4 max.
	6 GHz~9 GHz	1.5 max.
	9 GHz~12 GHz	1.6 max.
12 GHz~15 GHz	-	
Service temp. (Celsius)	-40 degree ~ +90 degree	
Characteristic impedance	50 ohm	
Rated voltage	AC60V	
Contact resistance	20 mohm max.	
Withstand voltage	AC200V/min	
Insulation resistance	500 Mohm min./DC100V	

Ideal for continuous shock and vibration applications


Unit : N

N = 5
(average)




Disengagement force comparison

Patented locking system for MHF® 4L Plug



Before Locking



After Locking

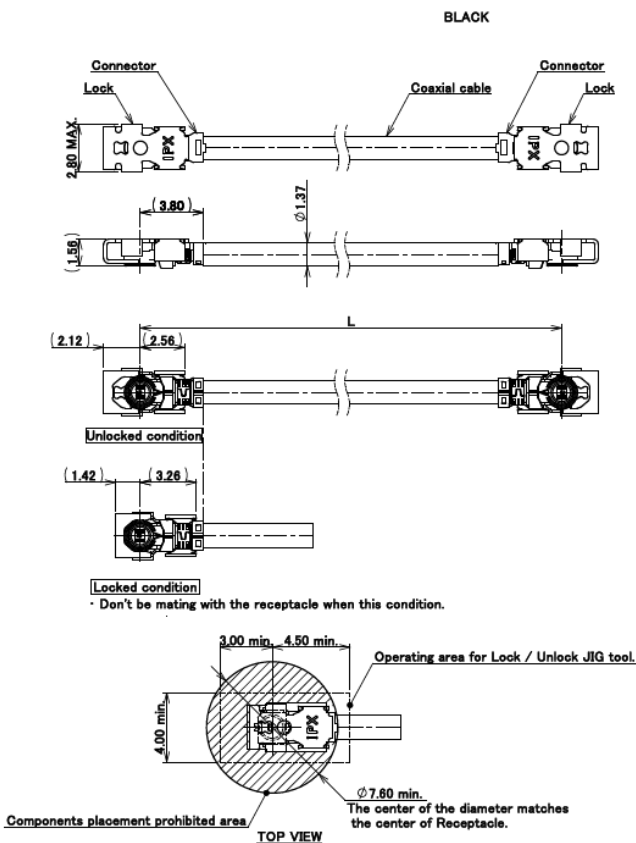
Mates with MHF® 4/4L Receptacles

Product name	MHF 4L LK	MHF 4L
Feature	 MHF 4L with mechanical Lock	 Industry standard for wireless products
Plug part number	-	20632-001R-37 20565-001R-13 20572-001R-08
Receptacle part number	20449-001E-** (MHF 4 receptacle) 20579-001E (MHF 4L receptacle)	

MHF[®] 4L LK

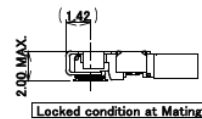
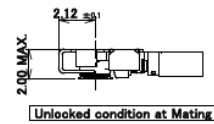
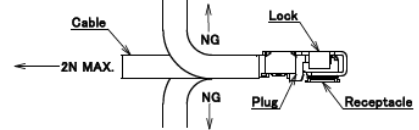
Component Parts Detail

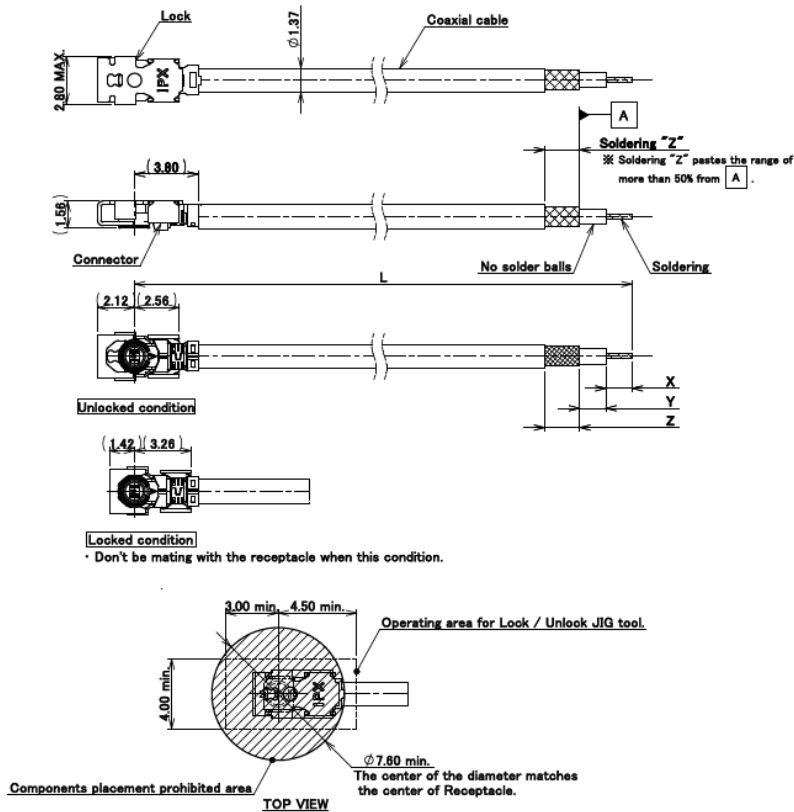
MHF[®] 4L LK



NOTES

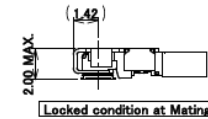
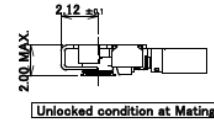
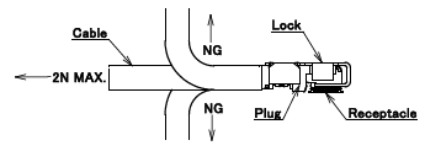
1. Constructions
 - (1) Connector : MHF4L Plug
 - (2) Coaxial cable : AWG#30 $\phi 1.37$
2. Orientation of connector : $0^\circ \pm 45^\circ$
3. Packing : Bag
4. This product is RoHS compliant.
5. Cable crimp strength : 15N MIN.
6. Permissible load of cable at mating.





NOTES

1. Constructions
 - (1) Connector : MHF4L Plug
 - (2) Coaxial cable : AWG#30 $\phi 1.37$
2. Packing : Bag
3. This product is RoHS compliant.
4. Cable crimp strength : 15N MIN.
5. Permissible load of cable at mating.



QKE-DFFE06-02 REV.11



Copyright © I-PEX Inc. 2020. All rights reserved.

I-PEX, MHF, CABLINE, NOVASTACK, EVAFLEX, MINIFLEX, ISH, IARPB, IASLP, ESTORQ, i-Fit and ISFIT are registered trademarks of I-PEX Inc. Please note that the contents in the catalog might be changed without prior notification. I-PEX Inc. assumes no responsibility for any inaccuracies or obligation to update Information on these documents. Please be sure to read and understand the latest "Precautions for Use" and "Instruction Manual" before you use our products. We shall not be responsible for any defects, damages or troubles in case you use our products without following the precautions for use. Please feel free to contact our sales representatives when you use our products for any applications that require very high reliability and safety, or that relate to human life (ex. nuclear power control, aerospace, transportation, medical equipment, safety equipment etc.).

Contact your sales representative for more detailed information. [i-pex.com]