


EVAFLEX® 5-SE VT

オートロック、垂直嵌合、0.5 mmピッチ、FFC/FFCコネクタ



Product Specifications:

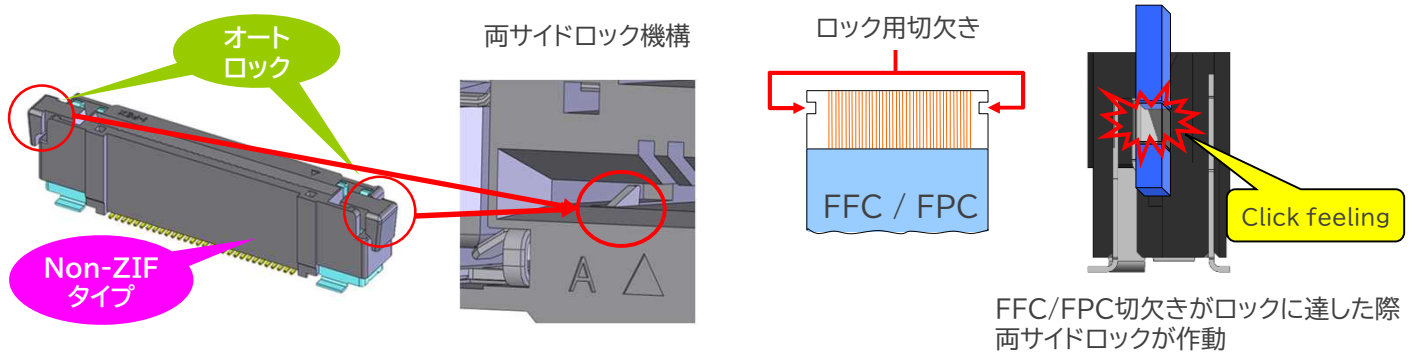
Board Pitch (mm)	0.5	
Wiping Length (mm)	1.2	
Size (mm)	Height	6.00 +/- 0.30
	Width	Formula: 11.5 + (0.5*?p)
	Depth	4.50 +/- 0.20
Pin counts	Range	10 - 80
	Available	16, 22, 24, 26, 30, 40, 45, 50, 60, 80

Applicable FPC/FFC:

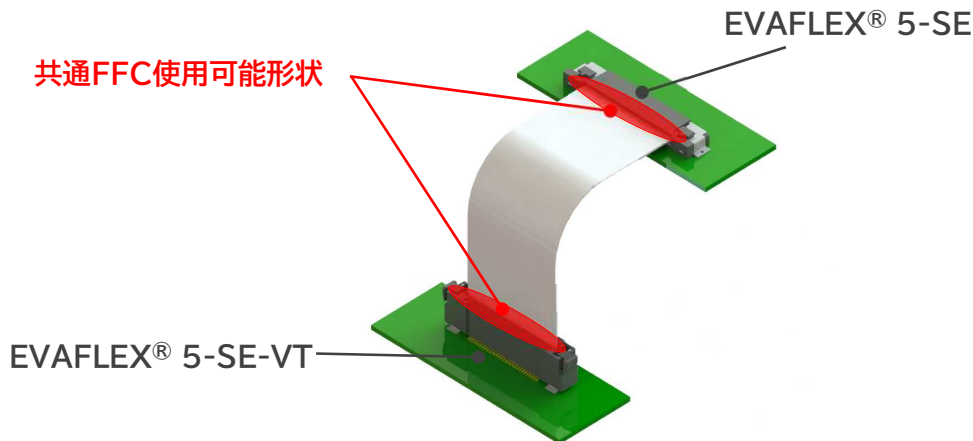
FPC/FFC Type	Non-shielded FPC/FFC
FPC/FFC Contact Point	Signal contact tail side
FPC/FFC Thickness (mm)	0.30 +/- 0.05

*記載のない極数の対応状況についてはお問い合わせください。

▶ 作業性に優れたオートロックデザイン。手作業やロボットでの組立作業に最適



▶ 同じFFCを使用できる水平型(EVAFLEX® 5-SE)のオプションあり



▶ 拡張性の高いEVAFLEX®シリーズでオートロックを始め様々なオプションに対応

高速伝送 & 高温 (125°C)対応コネクタ: EVAFLEX® 5-SE-GVT

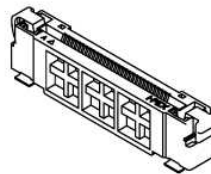
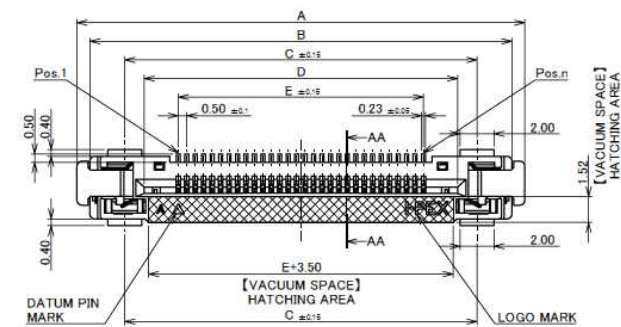
	EVAFLEX® 5-SE-GVT
Height (mm)	6.60 +/- 01
Operation Temperature	up to 125°C
Reference Performance	V-by-one HS 1.4 (4+ Gbps)



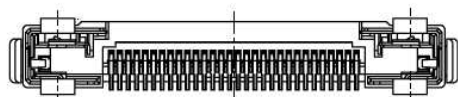
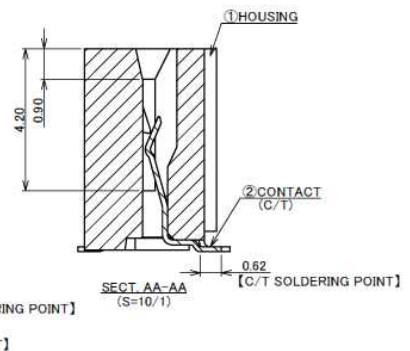
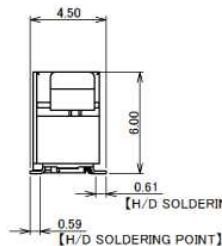
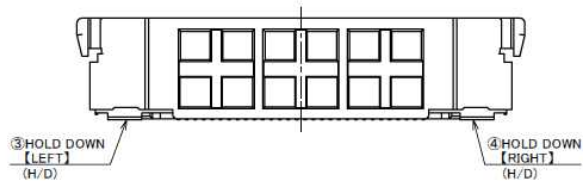
Component Parts Details

Connector Assembly

Recommended P/N 20539-0**E-01



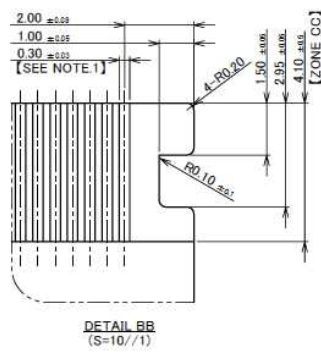
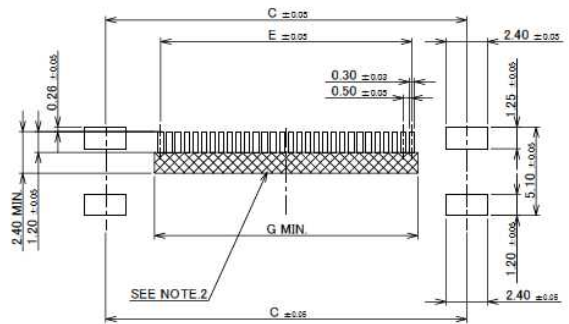
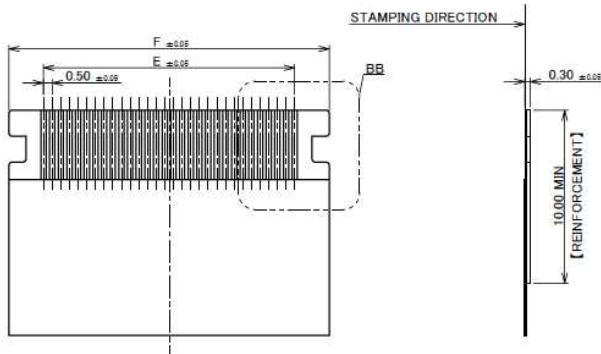
PART NO.	Pos.	A	B	C	D	E
20539-016E-01	16	19.50	17.98	13.84	11.56	7.50
20539-022E-01	22	22.50	20.98	16.84	14.56	10.50
20539-024E-01	24	23.50	21.98	17.84	15.56	11.50
20539-026E-01	26	24.50	22.98	18.84	16.56	12.50
20539-030E-01	30	26.50	24.98	20.84	18.56	14.50
20539-040E-01	40	31.50	29.98	25.84	23.56	19.50
20539-045E-01	45	34.00	32.48	28.34	26.06	22.00
20539-050E-01	50	36.50	34.98	30.84	28.56	24.50
20539-060E-01	60	41.50	39.98	35.84	33.56	29.50
20539-080E-01	80	51.50	49.98	45.84	43.56	39.50



4	HOLD DOWN [RIGHT]	PHOSPHOR BRONZE	Sn 2.00 μm MIN. OVER Ni 1.00 μm MIN.
3	HOLD DOWN [LEFT]	PHOSPHOR BRONZE	Sn 2.00 μm MIN. OVER Ni 1.00 μm MIN.
2	CONTACT	PHOSPHOR BRONZE	CONTACT AREA: Au 0.10 μm MIN. OVER Ni 1.00 μm MIN. SOLDERING AREA: Au 0.03 μm MIN. OVER Ni 1.00 μm MIN.
1	HOUSING	LCP	UL94V-0, BLACK
NO	DISCRPTION	MATERIAL	FINISH , REMARKS

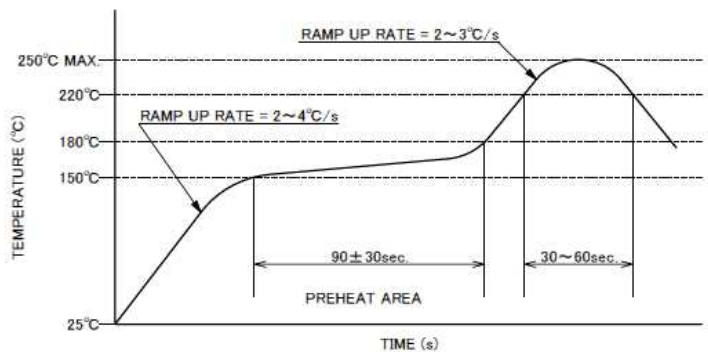
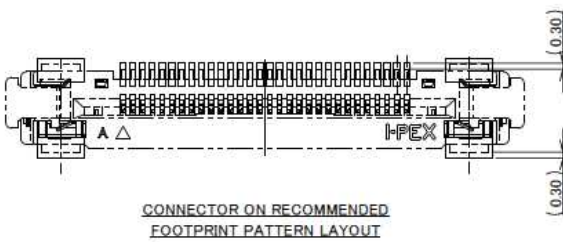
Connector Assembly

PART NO.	Pos	C	E	F	G
20539-016E-01	16	13.84	7.50	11.50	8.20
20539-022E-01	22	16.84	10.50	14.50	11.20
20539-024E-01	24	17.84	11.50	15.50	12.20
20539-026E-01	26	18.84	12.50	16.50	13.20
20539-030E-01	30	20.84	14.50	18.50	15.20
20539-040E-01	40	25.84	19.50	23.50	20.20
20539-045E-01	45	28.34	22.00	26.00	22.70
20539-050E-01	50	30.84	24.50	28.50	25.20
20539-060E-01	60	35.84	29.50	33.50	30.20
20539-080E-01	80	45.84	39.50	43.50	40.20



Rev.10

Plug Housing Assembly



REFLOW TEMPERATURE PROFILE
SENJU METAL INDUSTRY CO., LTD. : M705-SHF(Sn96.5 Ag3.0 Cu0.5)

Rev.10

Connector Assembly

ITEMS	SPECIFICATION
RATING VOLTAGE	50V AC/DC (PER A CONTACT)
RATING AMPERAGE (AVAILABLE UP TO 15PIN)	0.50A AC/DC (PER A CONTACT)
RATING AMPERAGE (AVAILABLE FOR ALL PIN)	0.35A AC/DC (PER A CONTACT)
OPERATING TEMPERATURE	233~358K(-40°C~+85°C)
OPERATING HUMIDITY	85%R.H. MAX.
CONTACT RESISTANCE	INITIAL : 70mohm MAX. / AFTER TEST : \leq 40mohm MAX.
INSULATION RESISTANCE	500Mohm MIN.
DIELECTRIC WITHSTANDING VOLTAGE	AC250V 1min
DURABILITY	30 CYCLES
MATING FORCE (INITIAL / 30 CYCLES)	16P: 9.6N MAX., 22P: 13.2N MAX., 24P: 14.4N MAX., 26P: 15.6N MAX., 30P: 18.0N MAX., 40P: 24.0N MAX., 45P: 27.0N MAX., 50P: 30.0N MAX., 60P: 36.0N MAX., 80P: 48.0N MAX.
UNMATING FORCE (INITIAL / 30 CYCLES)	16P: 1.44N MIN., 22P: 1.98N MIN., 24P: 2.16N MIN., 26P: 2.34N MIN., 30P: 2.70N MIN., 40P: 3.60N MIN., 45P: 4.05N MIN., 50P: 4.50N MIN., 60P: 5.40N MIN., 80P: 7.20N MIN.
FPC/FFC RETENTION FORCE	25.0N MIN.
COPLANARITY	0.10mm MAX.
PRODUCT SPECIFICATION	PRS-1620
TEST REPORT	TR-12047
PACKING STANDARD	300-967
INSTRUCTION MANUAL	HIM-11002
APPEARANCE CRITERIA No.	QLS-A***

Rev.10


Board to Board



High-Density



Autolocking FPC/FFC



High-Density



FPC/FFC



Micro-Coaxial / Discrete Cable



High-Speed



RF



High-Frequency



Optical Module



High-Speed



Effector



Power



High-Power




I/O (Input/Output)



Quick charge



Inquiry



Custom Connectors Available



I-PEX, MHF, CABLINE, NOVASTACK, EVAFLEX, MINIFLEX, ISH, IARPB, IASLP, ESTORQ, ISFIT, i-Fit and ZenShield are registered trademarks of I-PEX Inc. Please note that the contents in the catalog might be changed without prior notification. I-PEX Inc. assumes no responsibility for any inaccuracies or obligation to update information on these documents. Please be sure to read and understand the latest "Precautions for Use" and "Instruction Manual" before you use our products. We shall not be responsible for any defects, damages or troubles in case you use our products without following the precautions for use. Please feel free to contact our sales representatives when you use our products for any applications that require very high reliability and safety, or that relate to human life (ex. nuclear power control, aerospace, transportation, medical equipment, safety equipment etc.).

Contact your sales representative or more detailed information.

www.i-pex.com



I-PEX

© I-PEX Inc. 2022
All rights reserved.