

EVAFLEX® 5-SE

自鎖, 水平對接, 0.5 mm, FFC/FPC连接器


Product Specifications:

Board Pitch (mm)	0.5	
Wiping Length (mm)	1.45	
Size (mm)	Height	2.40 +/- 0.20
	Width	Formula: 13.10 + (0.5*?p)
	Depth	5.90 +/- 0.20
Pin counts	Range	10 – 60
	Available	10, 15, 22, 30, 40, 45, 50, 60

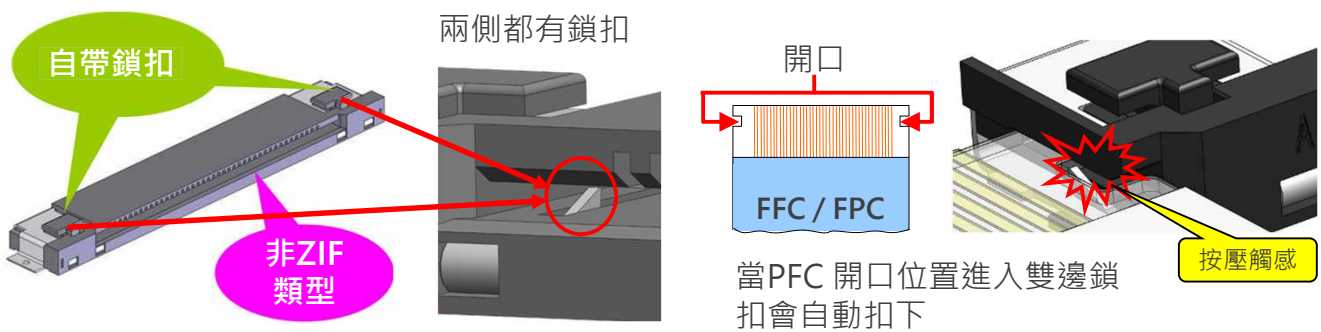
*若有規格外 Pin 數需求, 請與當地負責業務窗口聯繫。

Applicable FPC/FFC:

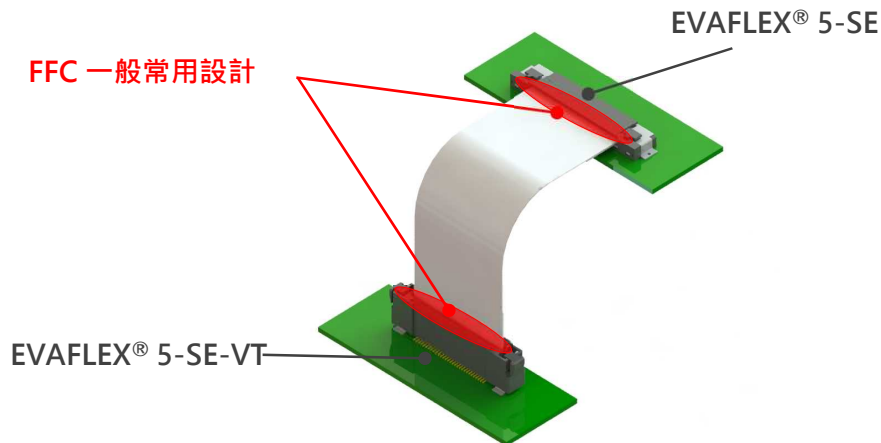
FPC/FFC Type	Non-shielded FFC/FFC
FPC/FFC Contact Point	Top
FPC/FFC Thickness (mm)	FFC : 0.30 +/- 0.05
	FPC : 0.30 +/- 0.03



▶ 使用者友善操作自動鎖扣介面設計, 手動或自動化的最佳選擇




▶ I-PEX 特有的W-Point 接觸點結構, 提供高接觸可靠性



▶ 延伸EVAFLEX® 系列產品自帶鎖扣連接器 還有其他選擇

高信號傳輸以及高耐溫(125 °C) : EVAFLEX® 5-SE-G HT

	EVAFLEX® 5-SE-G HT
高度 (mm)	6.60 +/- 01
操作溫度	up to 125°C
可支援訊號	V-by-one HS 1.4 (4+ Gbps)

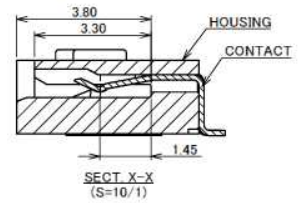
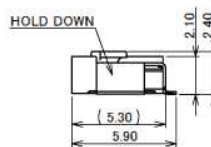
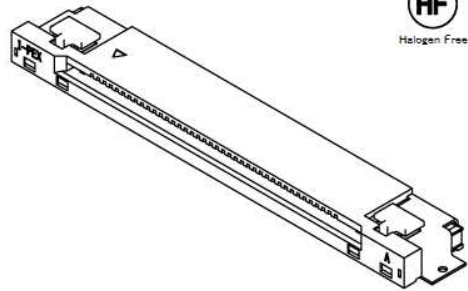
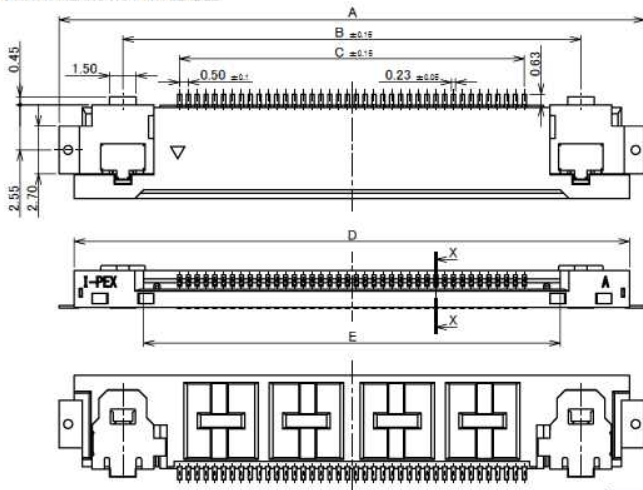


Component Parts Details

Connector Assembly

Recommended P/N	20526-0**E-01					
PART NO	Pos.	A	B	C	D	E
20526-010E-01	10	18.10	10.90	4.50	16.40	8.56
20526-015E-01	15	20.60	13.40	7.00	18.90	11.06
20526-022E-01	22	24.10	16.90	10.50	22.40	14.56
20526-030E-01	30	28.10	20.90	14.50	26.40	18.56
20526-040E-01	40	33.10	25.90	19.50	31.40	23.56
20526-045E-01	45	35.60	28.40	22.00	33.90	26.06
20526-050E-01	50	38.10	30.90	24.50	36.40	28.56
◆20526-055E-01	55	40.60	33.40	27.00	38.90	31.06
20526-060E-01	60	43.10	35.90	29.50	41.40	33.56

◆ MARK MEANS NOT AVAILABLE



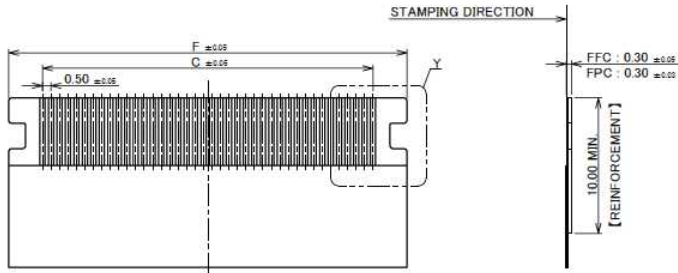
3	HOLD DOWN	PHOSPHOR BRONZE	SOLDERING AREA : Sn 2.00 μm MIN. OVER Ni 1.00 μm MIN.
2	CONTACT	PHOSPHOR BRONZE	CONTACT AREA : Au 0.10 μm MIN. OVER Ni 1.00 μm MIN. SOLDERING AREA : Au 0.03 μm MIN. OVER Ni 1.00 μm MIN.
1	HOUSING	LCP	UL94V-0 BLACK
NO	DISCRPTION	MATERIAL	FINISH . REMARKS

Connector Assembly

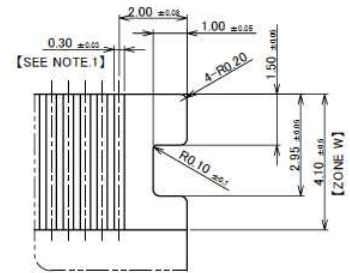
Recommended P/N 20526-0**E-01

PART NO.	Pos.	C	F
20526-010E-01	10	4.50	8.50
20526-015E-01	15	7.00	11.00
20526-022E-01	22	10.50	14.50
20526-030E-01	30	14.50	18.50
20526-040E-01	40	19.50	23.50
20526-045E-01	45	22.00	26.00
20526-050E-01	50	24.50	28.50
◆20526-055E-01	55	27.00	31.00
20526-060E-01	60	29.50	33.50

◆MARK MEANS NOT AVAILABLE



RECOMMENDED FFC/FPC LAYOUT



DETAIL Y (S=10/1)

NOTES.

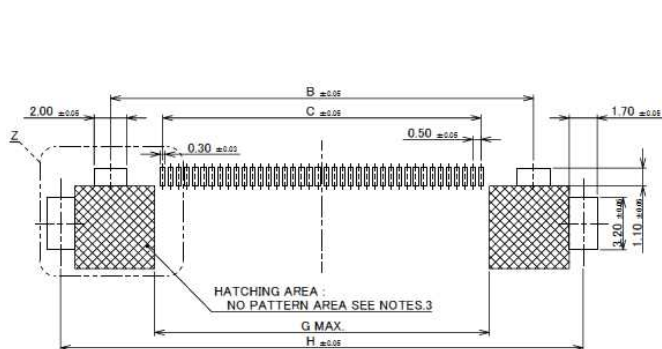
- CONTROL DIMENSION OF [ZONE W] WITH IN 0.30 ± 0.03
- SELECT A MATERIAL WITH A SOFTENING TEMPERATURE OF 85°C OR HIGHER FOR THE PATTERN ADHESIVE PART OF FFC.

Rev.12

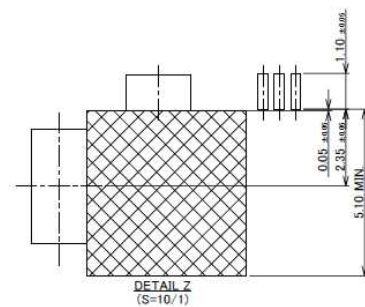
Recommended P/N 20526-0**E-01

PART NO.	Pos.	B	C	G	H
20526-010E-01	10	10.90	4.50	5.50	17.00
20526-015E-01	15	13.40	7.00	8.00	19.50
20526-022E-01	22	16.90	10.50	11.50	23.00
20526-030E-01	30	20.90	14.50	15.50	27.00
20526-040E-01	40	25.90	19.50	20.50	32.00
20526-045E-01	45	28.40	22.00	23.00	34.50
20526-050E-01	50	30.90	24.50	25.50	37.00
◆20526-055E-01	55	33.40	27.00	28.00	39.50
20526-060E-01	60	35.90	29.50	30.50	42.00

◆MARK MEANS NOT AVAILABLE



RECOMMENDED PCB & METALMASK LAYOUT
METAL MASK THICKNESS : $t=0.12$



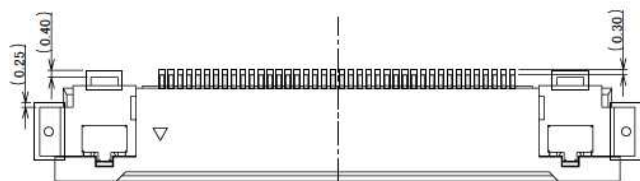
DETAIL Z (S=10/1)

NOTES.

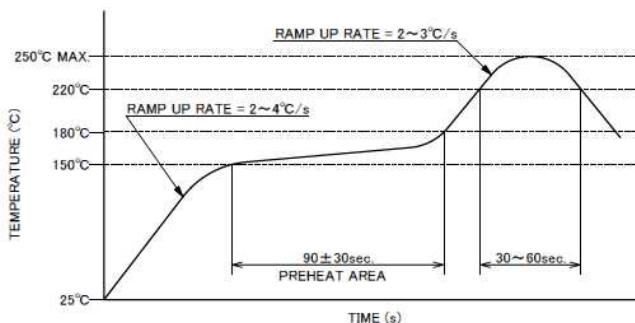
- HATCHING AREA CANNOT MOUNT ANOTHER COMPONENTS.
- SOLDER RESIST SHALL BE COATED IN CASE OF RUNNING TRACES ON THIS FOOTPRINT PATTERN PROHIBITION AREA.

Rev.12

Connector Assembly



CONNECTOR ON RECOMMENDED FOOTPRINT PATTERN



REFLOW TEMPERATURE PROFILE
SENJU METAL INDUSTRY CO., LTD. M705-SHF(Sn96.5 Ag3.0 Cu0.5)

Rev.12

ITEMS	SPECIFICATION
RATING VOLTAGE	50V AC/DC (PER CONTACT)
RATING AMPERAGE (FOR CONTACT)	0.50A AC/DC (PER CONTACT) ※(AVAILABLE UP TO 15PIN) / 0.35A AC/DC(PER CONTACT) ※(AVAILABLE FOR ALL PIN)
OPERATING TEMPERATURE	Using FFC : 233~358K(-40°C~+85°C) Using FPC : 233~398K(-40°C~+125°C)
OPERATING HUMIDITY	85% MAX(NON-CONDENSING)
CONTACT RESISTANCE	INITIAL : 70mohm MAX. / AFTER TEST : <140mohm MAX.
INSULATION RESISTANCE	INITIAL : 500Mohm MIN. / AFTER TEST : 500Mohm MIN.
DIELECTRIC WITHSTANDING VOLTAGE	AC 250V 1min
DURABILITY	30 CYCLES
MATING FORCE (INITIAL / AFTER TEST)	10P : 6.0N MAX. 15P : 9.0N MAX. 22P : 13.2N MAX. 30P : 18.0N MAX. 40P : 24.0N MAX. 45P : 27.0N MAX. 50P : 30.0N MAX. 55P : 33.0N MAX. 60P : 36.0N MAX.
UNMATING FORCE (INITIAL / AFTER TEST)	10P : 0.90N MIN. 15P : 1.35N MIN. 22P : 1.98N MIN. 30P : 2.70N MIN. 40P : 3.60N MIN. 45P : 4.05N MIN. 50P : 4.50N MIN. 55P : 4.95N MIN. 60P : 5.40N MIN.
COPLANARITY	0.10mm MAX.
PRODUCT SPECIFICATION	PRS-1562
TEST REPORT	TR-10048
PACKING STANDARD	300-861
INSTRUCTION MANUAL	HIM-10008
APPEARANCE CRITERIA No.	QLS-A***

Rev.12


Board to Board



High-Density



Autolocking FPC/FFC



High-Density



FPC/FFC



Micro-Coaxial / Discrete Cable



High-Speed



RF



High-Frequency



Optical Module



High-Speed



Power



High-Power



I/O (Input/Output)



Quick charge



Effector



Custom Connectors Available

Inquiry



I-PEX, MHF, CABLINE, NOVASTACK, EVAFLEX, MINIFLEX, ISH, IARPB, IASLP, ESTORQ, ISFIT, i-Fit and ZenShield are registered trademarks of I-PEX Inc. Please note that the contents in the catalog might be changed without prior notification. I-PEX Inc. assumes no responsibility for any inaccuracies or obligation to update information on these documents. Please be sure to read and understand the latest "Precautions for Use" and "Instruction Manual" before you use our products. We shall not be responsible for any defects, damages or troubles in case you use our products without following the precautions for use. Please feel free to contact our sales representatives when you use our products for any applications that require very high reliability and safety, or that relate to human life (ex. nuclear power control, aerospace, transportation, medical equipment, safety equipment etc.).

Contact your sales representative or more detailed information.

www.i-pex.com



I-PEX

© I-PEX Inc. 2022
All rights reserved.