

AP-TSS10, AP-LT10

대전류 (32A), 고온대응 (125°C) 스페이서/전원 단자, PCB SMT 단자를 SMT와 M3 (8.00mm) 나사로 간단 결합

Product Specifications:

Product name		AP-TSS10 / AP-LT10
Parts number and name		3782-0001 (AP-TSS10)
		3571-0081-02T (AP-LT10)
Size (mm)	Height (mm)	8.00 mm (AP-TSS10)
		1.00 mm (AP-LT10)
	Width (mm)	$\Phi 7.00 \pm 0.10$ mm (AP-TSS10) $\Phi 8.20 \pm 0.10$ mm (APLT-10)
Mating Type		Vertical (M3 thread screw)
Plating Type		Sn / Ni plating
Packing standard		EMBOSS

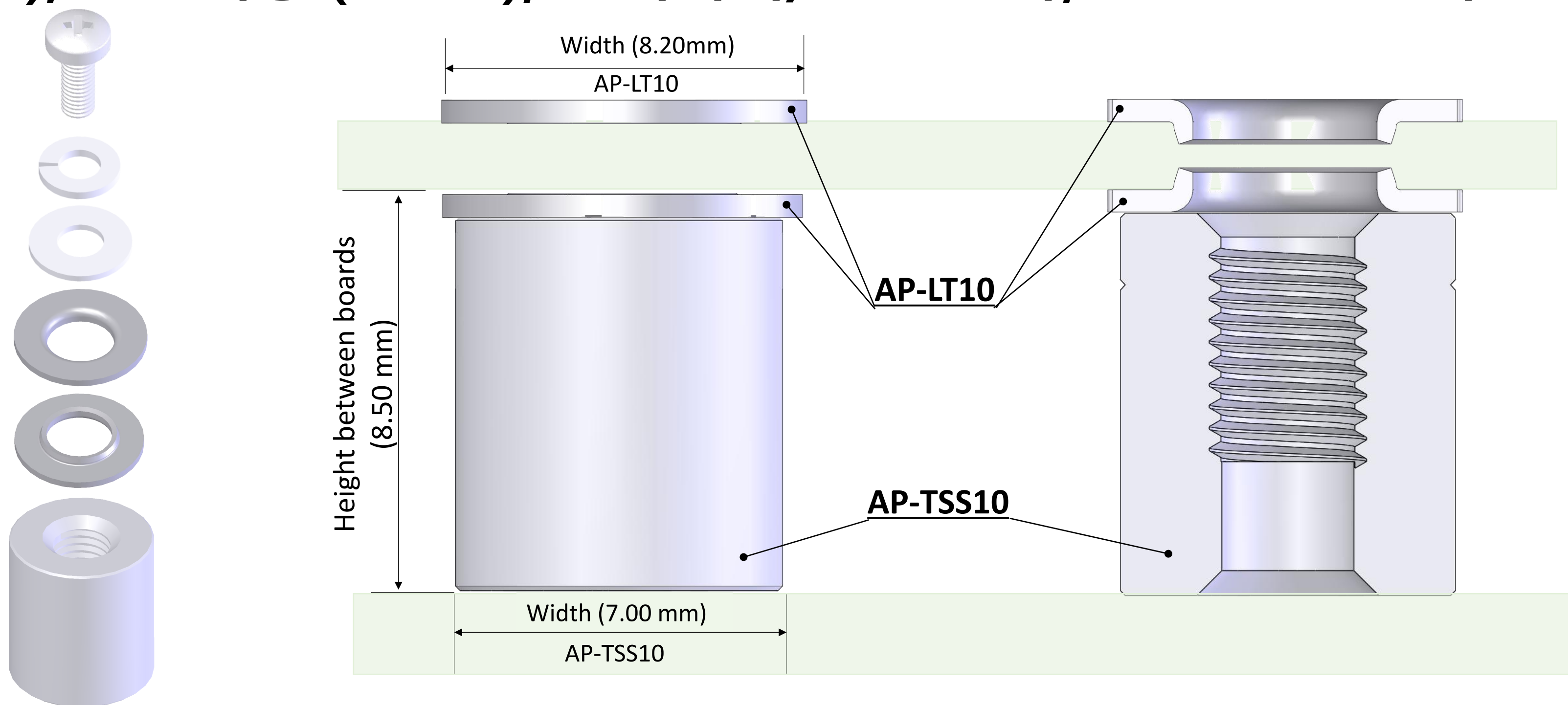
*높이 범위, 사이즈, 전류 수치에 대해 문의 해주세요

Product Specifications:

Amperage	32A DC
Operating Temperature	-40 - 125°C
Contact resistance	1.0 mΩ Max.



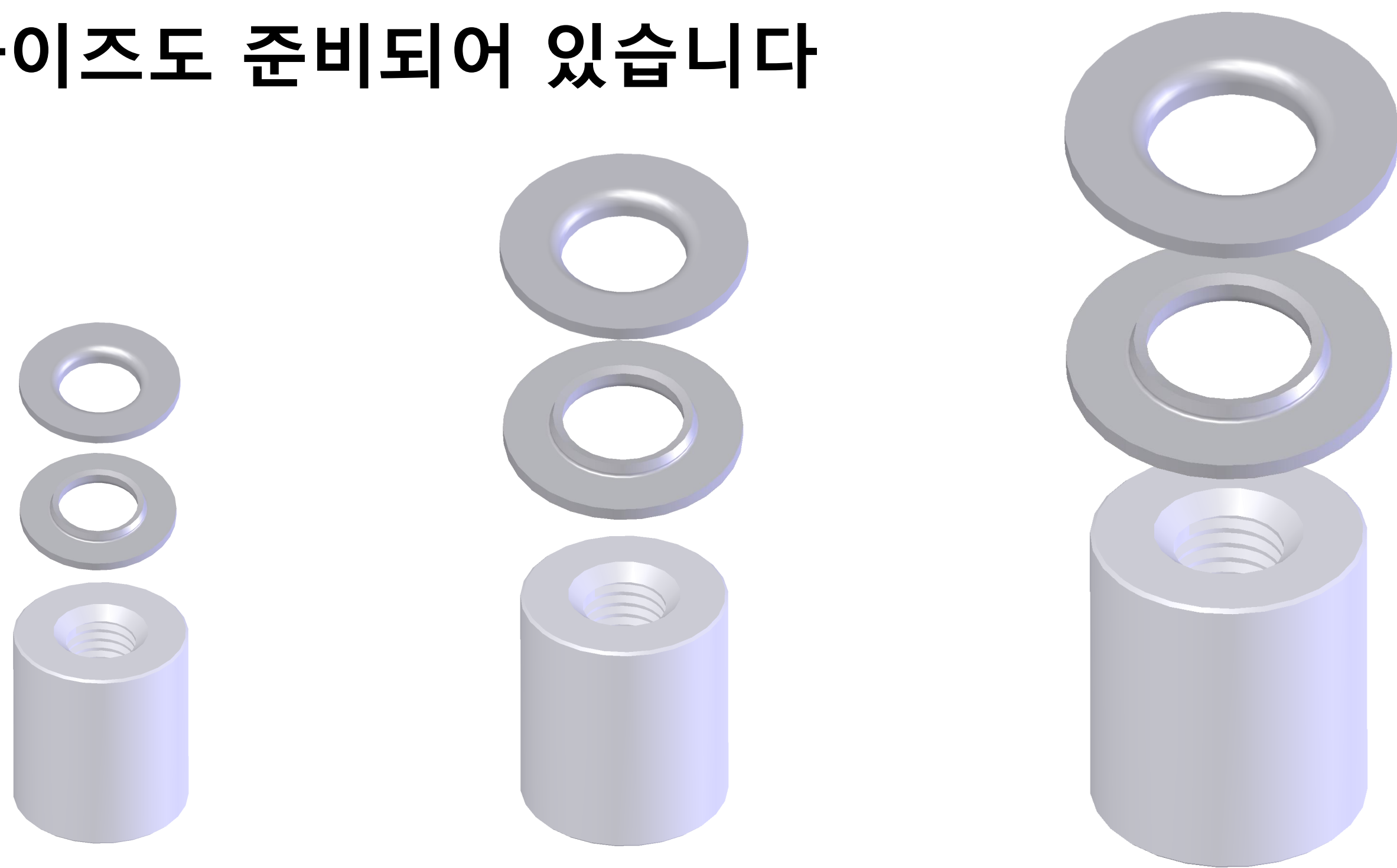
▶ 대전류 (32A), 고온대응 (125°C), 스페이서/전원 단자, PCB SMT 단자



▶ 커넥터 경량화에 의해, 거꾸로 실장에 대응하며, 유연한 SMT 설계에 공헌합니다

항목	재료 구성	첫번째 Reflow 실장	두 번째 거꾸로 실장
황동	단위 : mg 모재 : 황동 : 비중 8.5 하지 : 도금 니켈 도금 주석		
알루미늄	모재 : 알루미늄 : 비중 2.8 하지 : 도금 니켈 도금 주석 비중 약 67% Down		

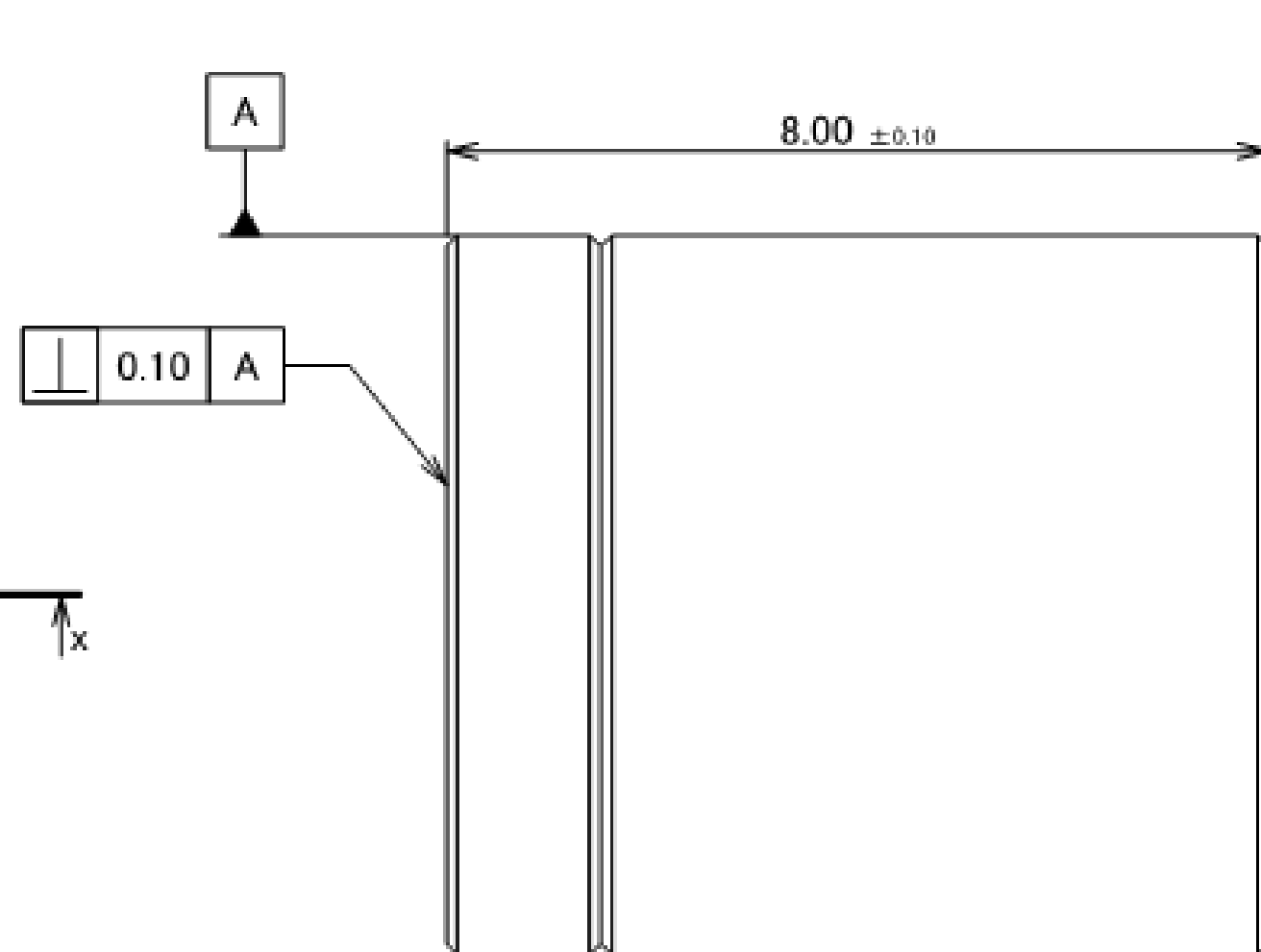
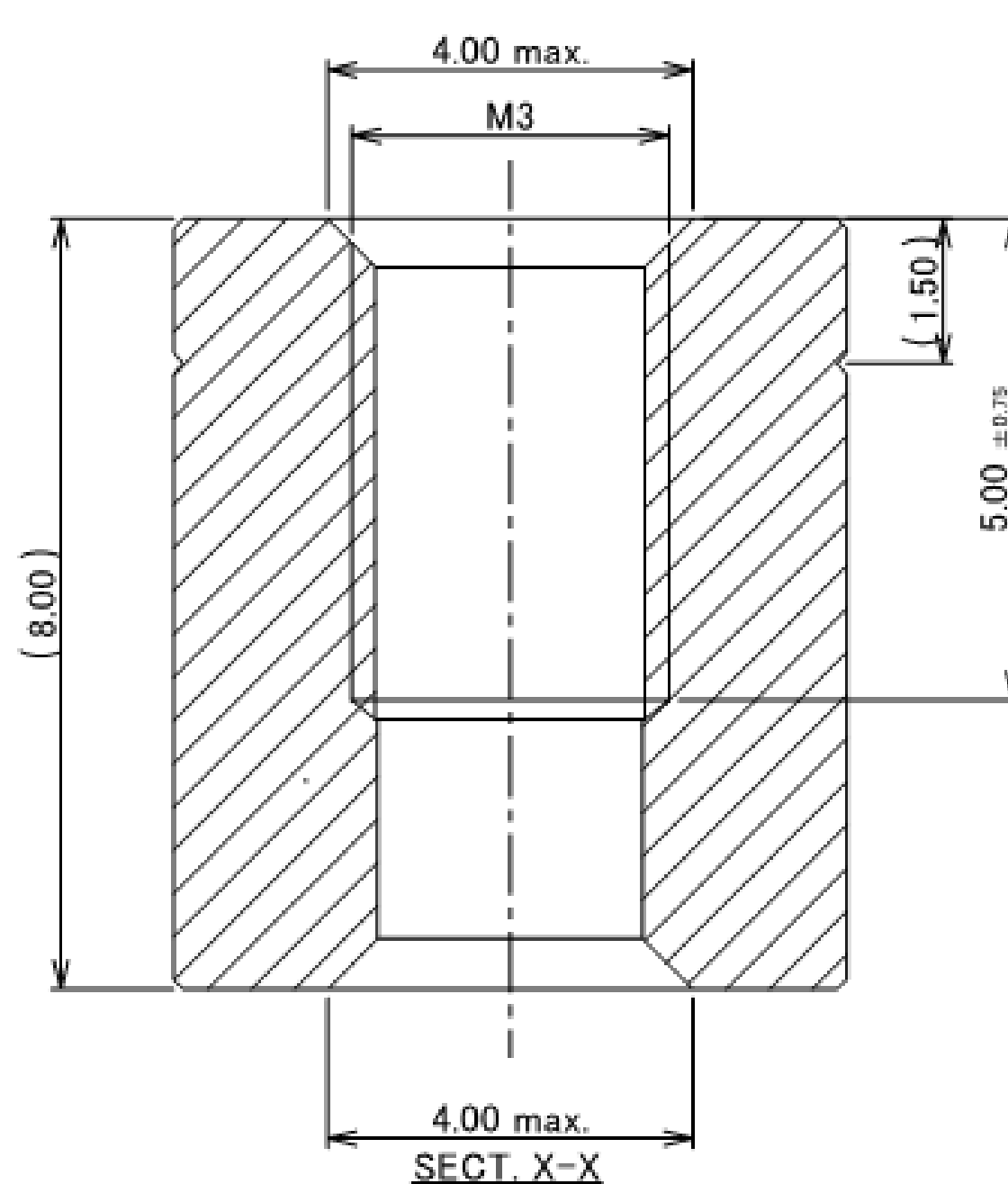
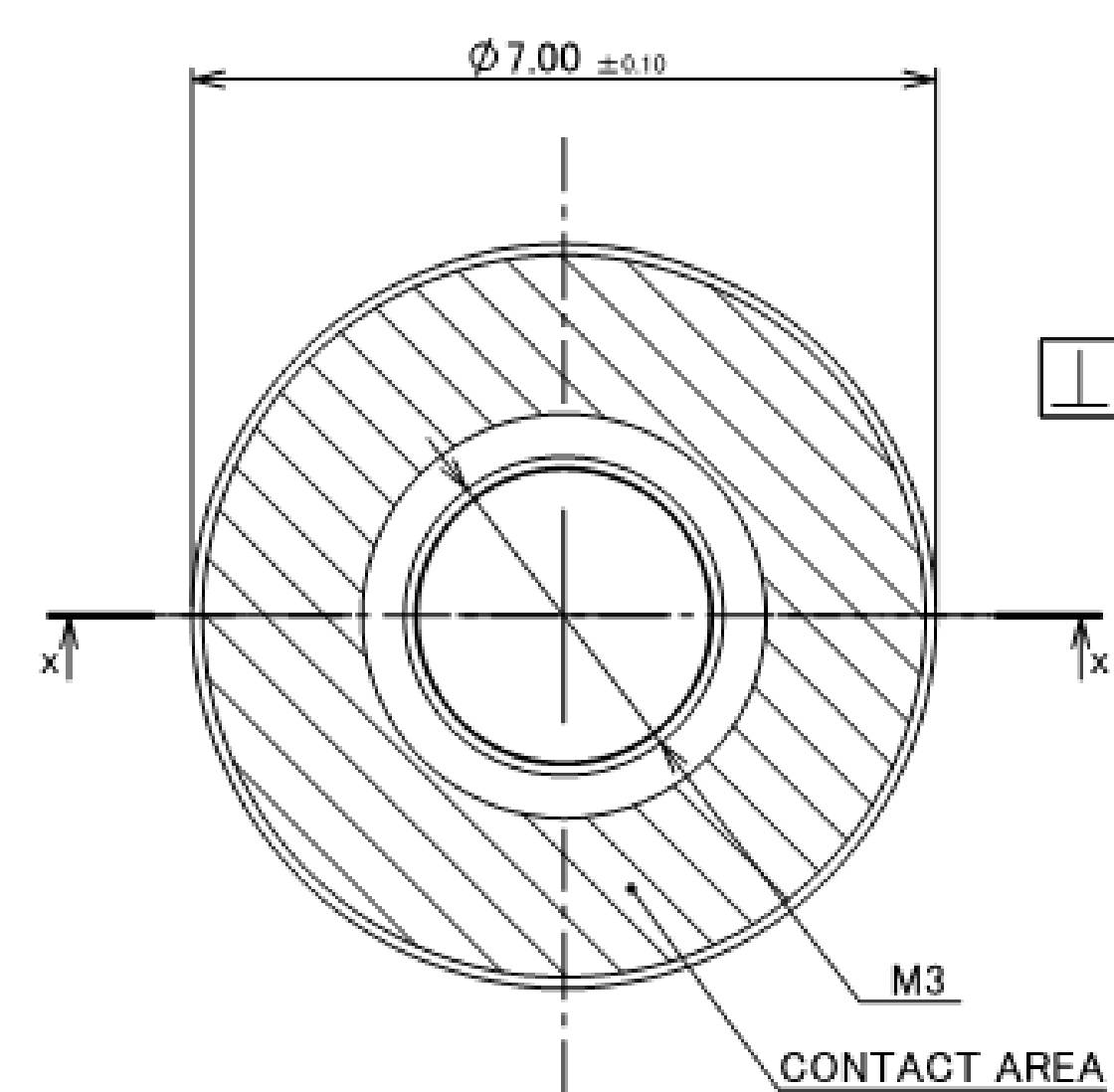
▶ 요청에 따라 특별 사이즈도 준비되어 있습니다



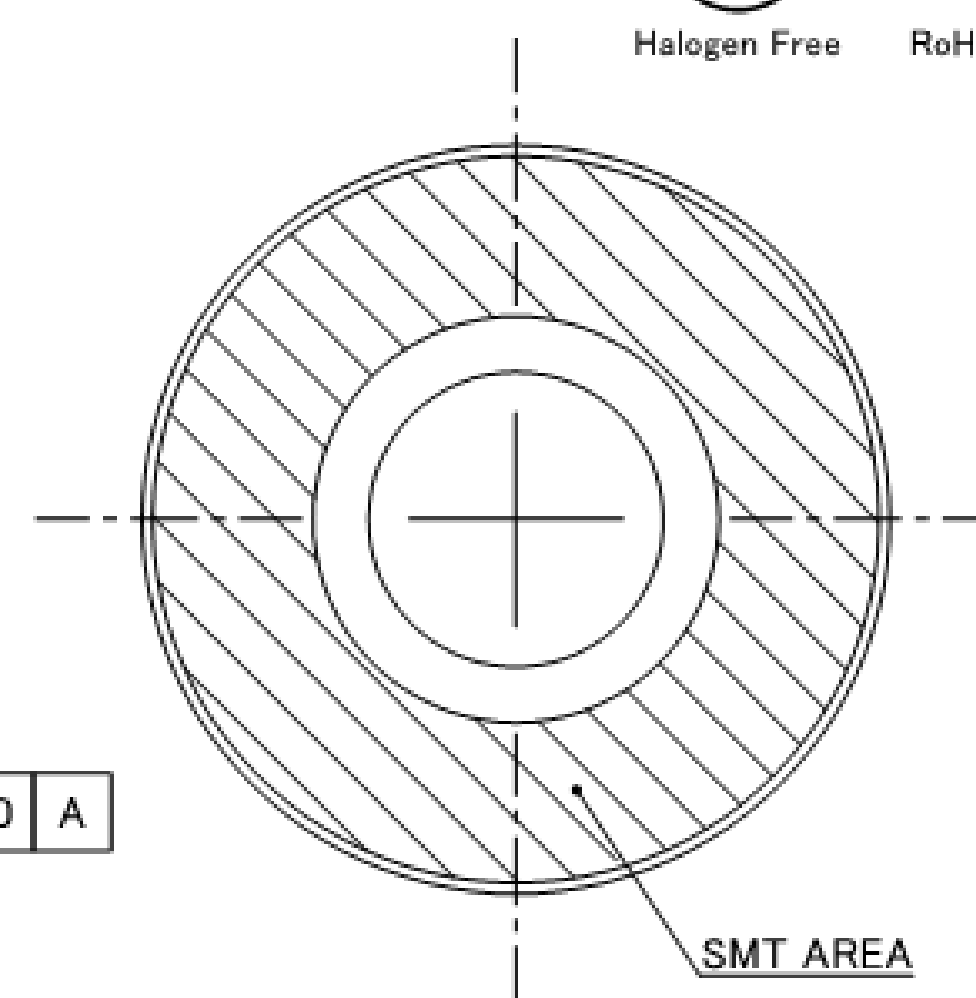
Component Parts Details

AP-TSS10

Recommended P/N	3782-0002
PART No.	3782-0002



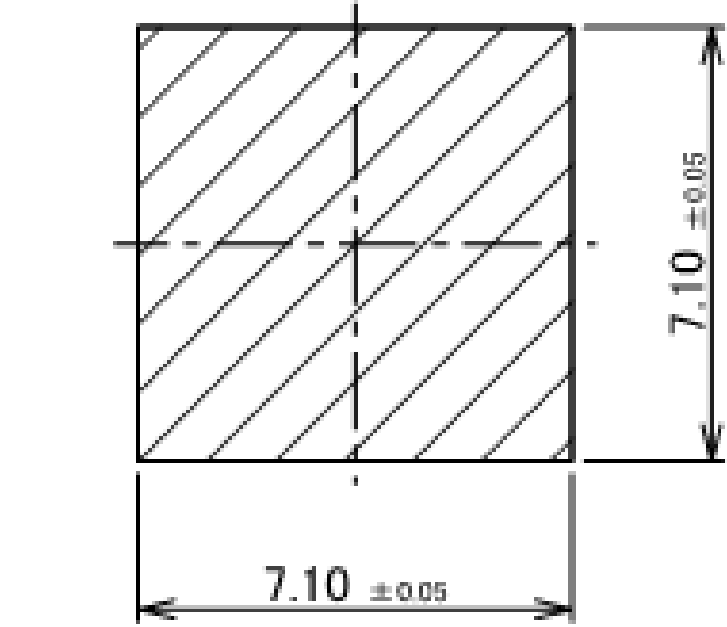
IATF 16949 Certified



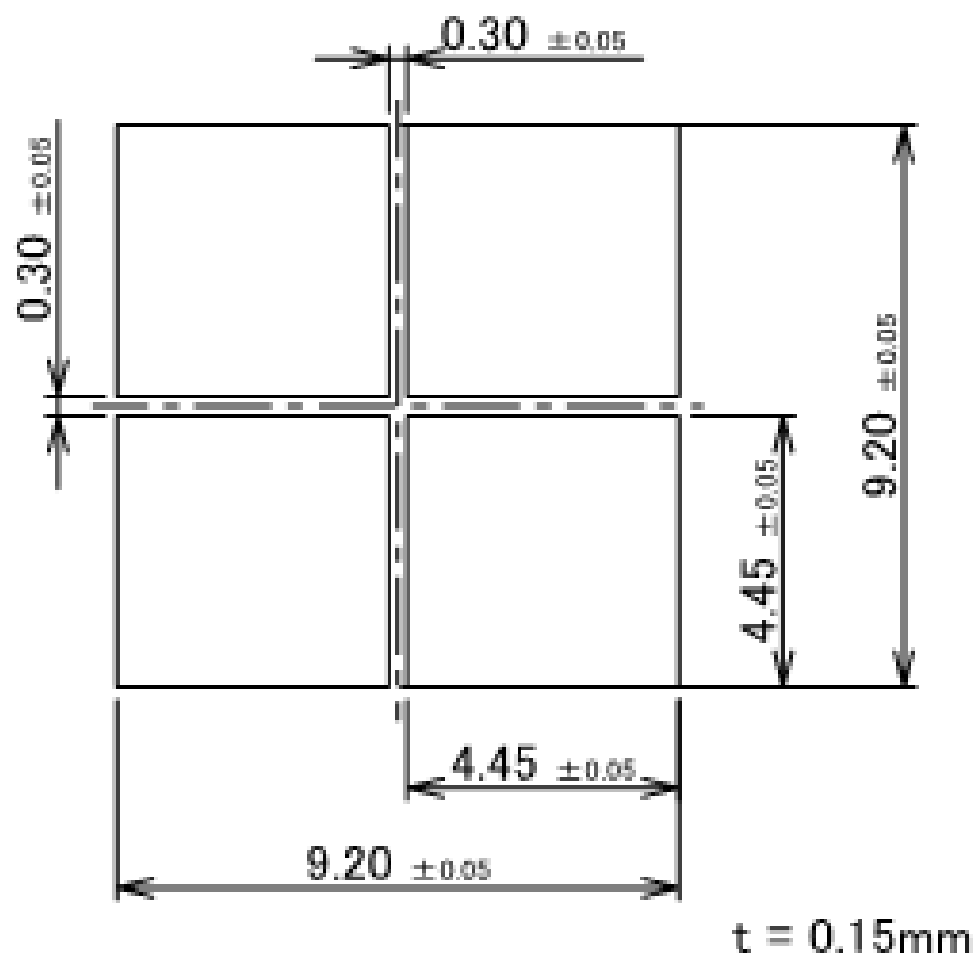
NOTES.
1. APPLICABLE CONNECTOR
AP-LT10 (P/N: 3571-0081-04T)

1	TERMINAL	ALUMINUM	FINISH , REMARKS
NO.	DESCRIPTION	MATERIAL	FINISH , REMARKS

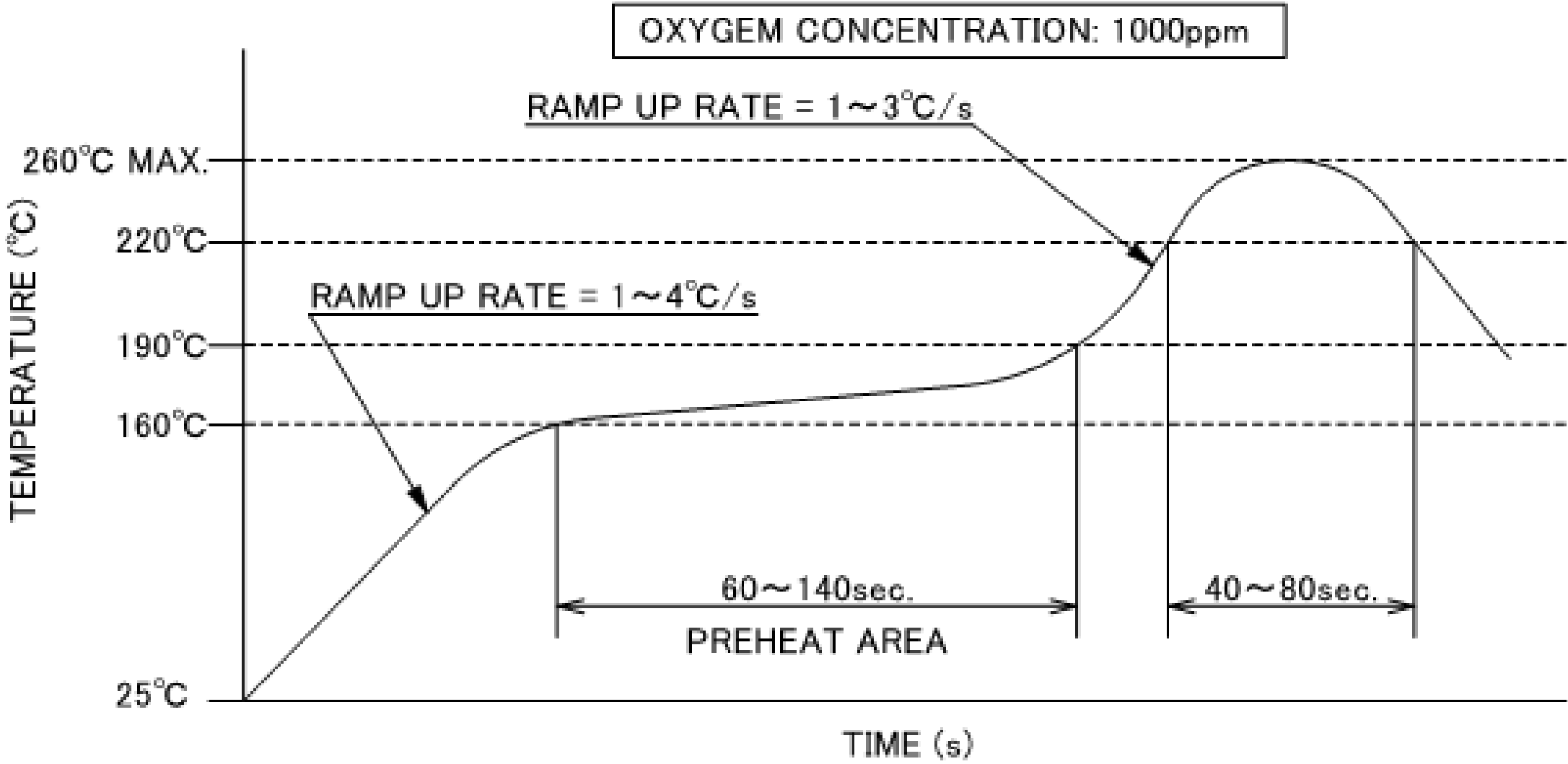
AP-TSS10



RECOMMENDED PCB LAYOUT



RECOMMENDED METAL MASK LAYOUT



REFLOW TEMPERATURE PROFILE
ARAKAWA CHEMICAL INDUSTRY CO., LTD. : PSP-V (Sn96.5 Ag3.0 Cu0.5)

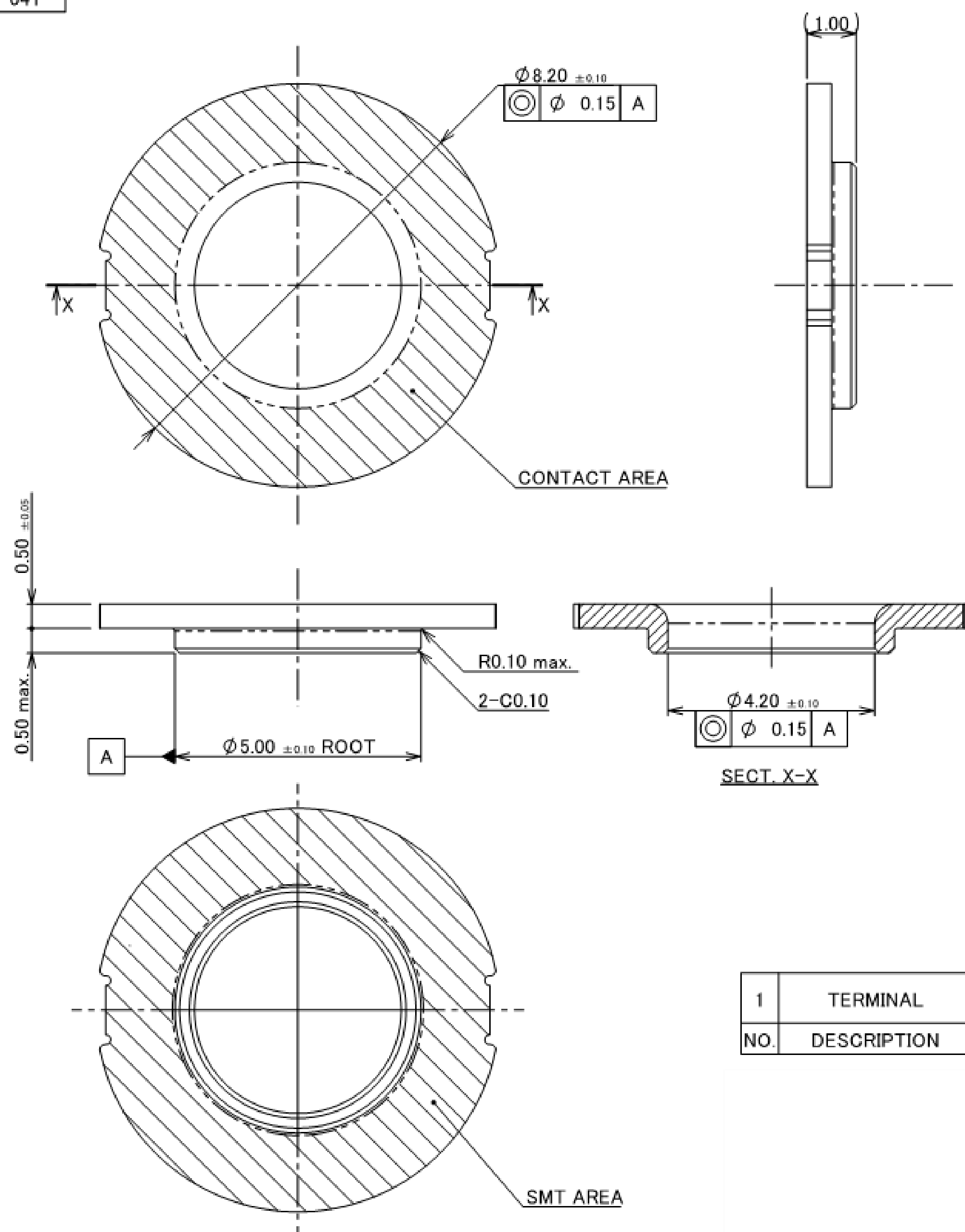
Rev.2

ITEMS	SPECIFICATION
RATING VOLTAGE	32A DC
OPERATING TEMPERATURE	233~398K(−40°C~+125°C)
OPERATING HUMIDITY	85% MAX.(NON-CONDENSING)
CONTACT RESISTANCE	INITIAL : 1.0mohm MAX. / AFTER TEST : 1.0mohm MAX.
SCREW TIGHTENING TORQUE	0.75~0.93 Nm(REFERENCE)
PRODUCT SPECIFICATION	PRS-2845
TEST REPORT	TR-23036
PACKING STANDARD	PST-23063
APPEARANCE CRITERIA No.	QLS-A***

Rev.2

AP-LT10

Recommended P/N	3571-0081-04T
PART No.	
3571-0081-04T	



IATF 16949 Certified



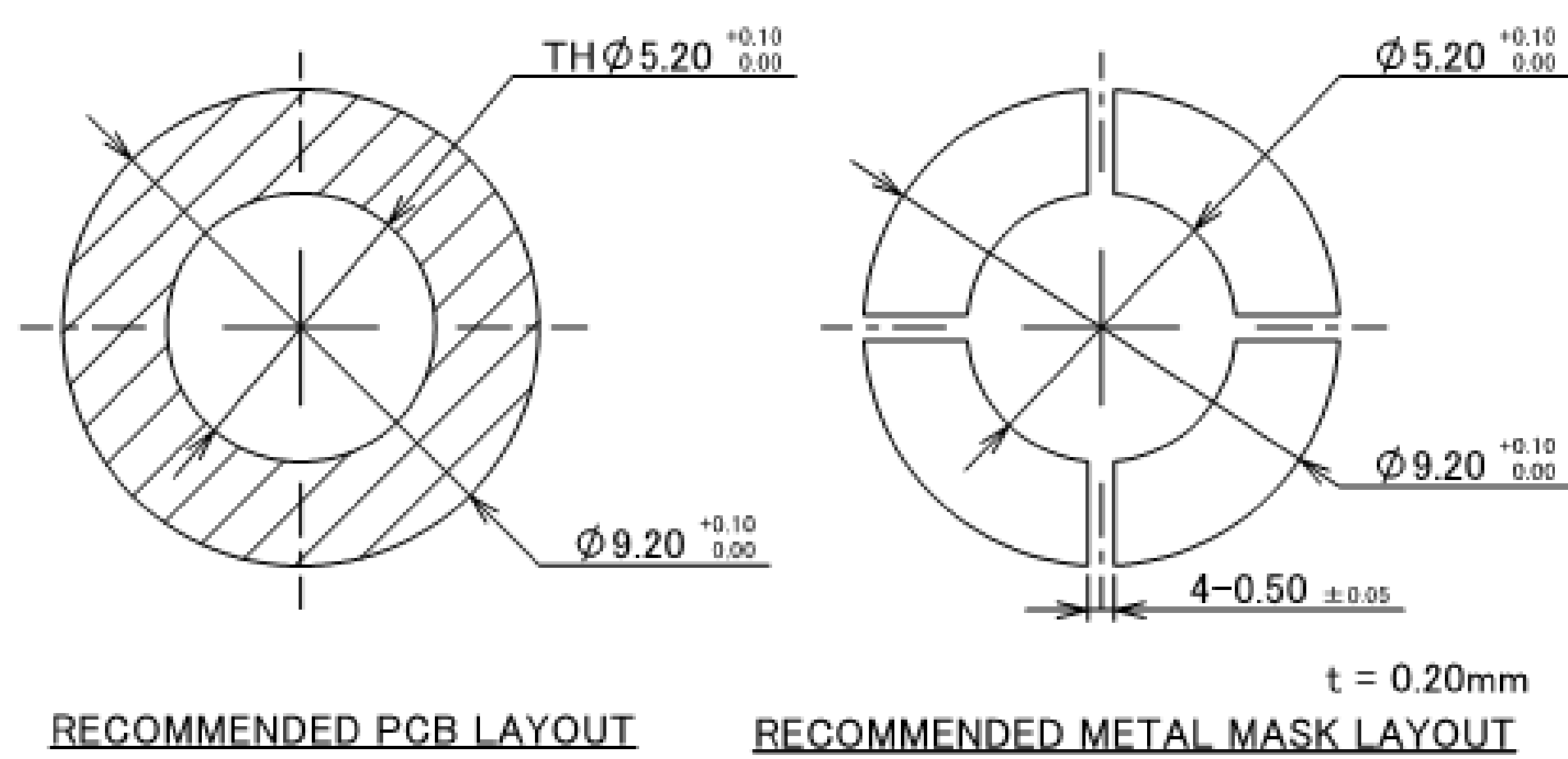
Halogen Free

RoHS Compliant

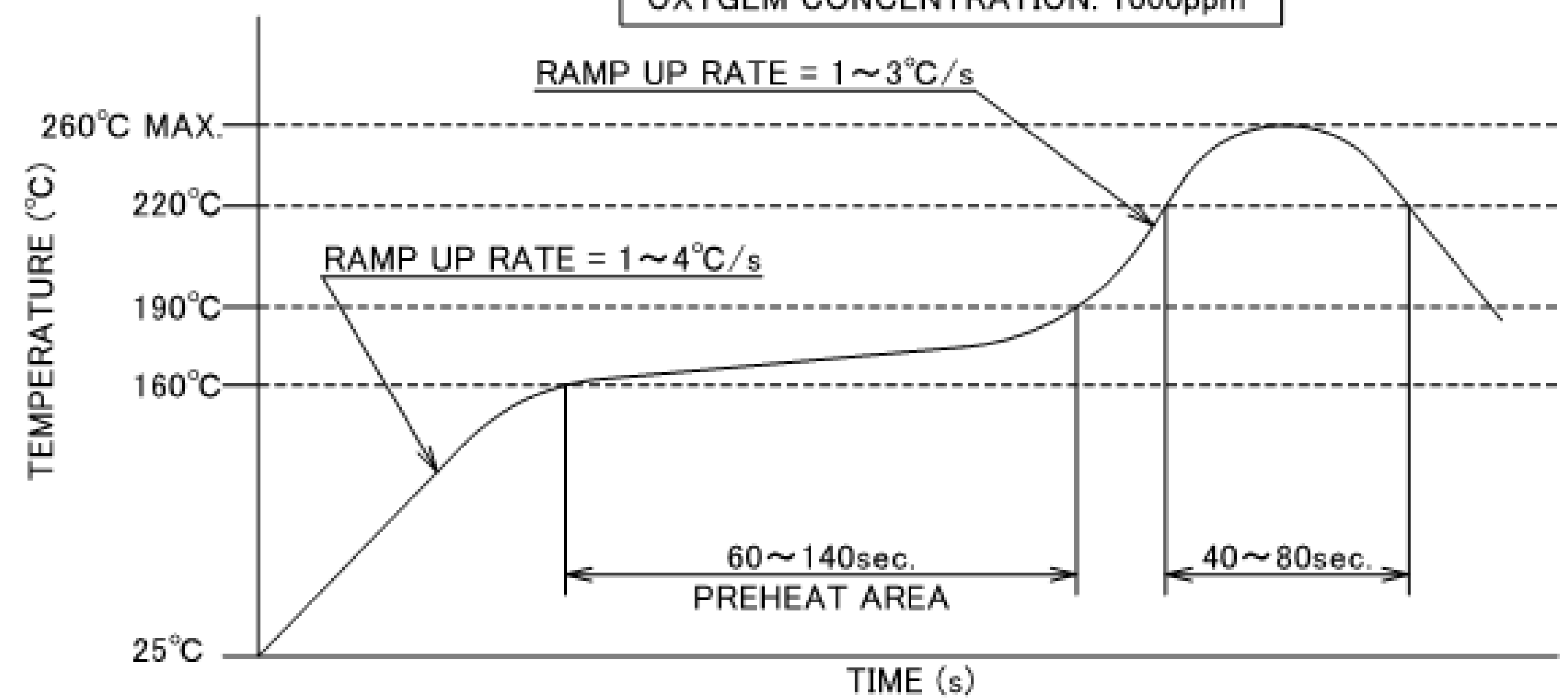
NOTES.
1. APPLICABLE CONNECTOR
AP-TSS10 (P/N: 3782-0002)

1	TERMINAL	BRASS	【CONTACT AREA, SMT AREA】 PLATING: Sn 1.0~5.5 μm OVER Ni 1.0~5.5 μm
NO.	DESCRIPTION	MATERIAL	FINISH , REMARKS

Rev.1



OXYGEN CONCENTRATION: 1000ppm



REFLOW TEMPERATURE PROFILE
ARAKAWA CHEMICAL INDUSTRY CO., LTD. : PSP-V (Sn96.5 Ag3.0 Cu0.5)

Rev.1

AP-LT10

ITEMS	SPECIFICATION
RATING VOLTAGE	32A DC
OPERATING TEMPERATURE	233~398K(−40℃~+125℃)
OPERATING HUMIDITY	85% MAX.(NON-CONDENSING)
CONTACT RESISTANCE	INITIAL : 1.0mohm MAX. / AFTER TEST : 1.0mohm MAX.
SCREW TIGHTENING TORQUE	0.75~0.93 Nm(REFERENCE)
PRODUCT SPECIFICATION	PRS-2845
TEST REPORT	TR-23036
PACKING STANDARD	PST-23064
APPEARANCE CRITERIA No.	QLS-A***

Rev.1


Custom Connectors Available

 RF
Connectors

MHF® series



CABLINE® series




Micro-Coaxial/Twinax
Connectors



Wire-to-Board
Connectors/
Terminals

AP series



ISH® series




NOVASTACK® series



Board-to-Board
Connectors




I/O
Connectors



MINIDOCK™ series

MINIFLEX® series

EVAFLEX® series



FPC/FFC
Connectors



Inquiry



I-PEX, MHF, CABLINE, NOVASTACK, ISH, IARPB, MINIFLEX, EVAFLEX, MINIDOCK and ZenShield are registered trademarks of I-PEX Inc. Please note that the contents in the catalog might be changed without prior notification. I-PEX Inc. assumes no responsibility for any inaccuracies or obligation to update information on these documents. Please be sure to read and understand the latest “Precautions for Use” and “Instruction Manual” before you use our products. We shall not be responsible for any defects, damages or troubles in case you use our products without following the precautions for use. Please feel free to contact our sales representatives when you use our products for any applications that require very high reliability and safety, or that relate to human life (ex. nuclear power control, aerospace, transportation, medical equipment, safety equipment etc.).

Contact your sales representative
or more detailed information.

www.i-pex.com



I-PEX

© I-PEX Inc. 2025
All rights reserved