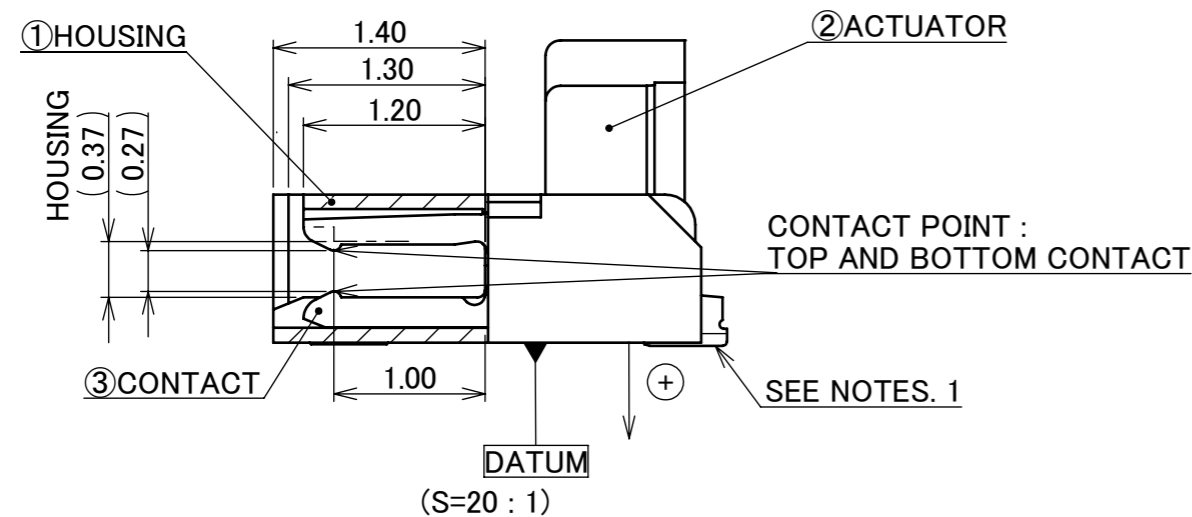
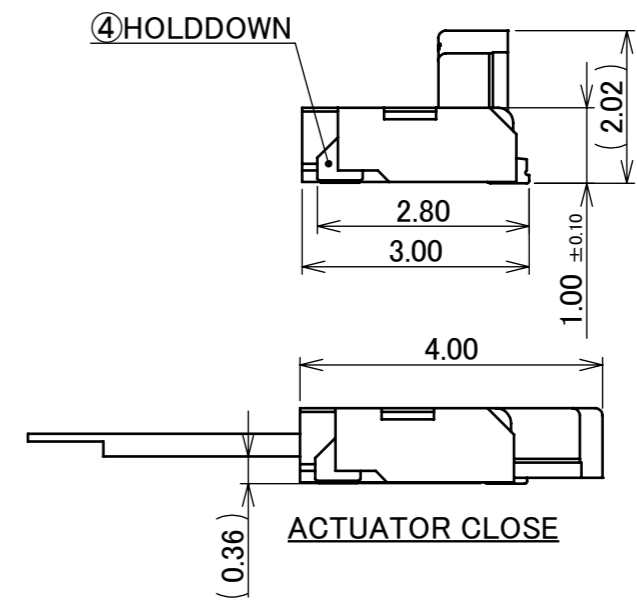


PART No.	POS.	A	B	C	D	E	F
20586-032E-01	32	15.50	17.70	16.80	16.56	17.15	10.80
20586-034E-01	34	16.50	18.70	17.80	17.56	18.15	11.80
◆20586-036E-01	36	17.50	19.70	18.80	18.56	19.15	8.80
20586-040E-01	40	19.50	21.70	20.80	20.56	21.15	10.80
◆20586-044E-01	44	21.50	23.70	22.80	22.56	23.15	12.80
◆20586-048E-01	48	23.50	25.70	24.80	24.56	25.15	9.80
20586-050E-01	50	24.50	26.70	25.80	25.56	26.15	10.80
20586-054E-01	54	26.50	28.70	27.80	27.56	28.15	12.80
◆20586-060E-01	60	29.50	31.70	30.80	30.56	31.15	15.80

CAUTION VISIT OUR WEBSITE FOR LATEST VERSIONS OF INSTRUCTION MANUAL NO. HIM-12019 TO HANDLE THE PRODUCT PROPERLY AND SAFELY.



NO.	DISCRIPTION	MATERIAL	FINISH, REMARKS
4	HOLD DOWN	PHOSPHOR BRONZE	Sn 2~6 μm MIN.OVER Ni 1.00 μm MIN.
3	CONTACT	PHOSPHOR BRONZE	CONTACT AREA : Au 0.1 μm MIN. OVER Ni 1.0 μm MIN. SOLDERING AREA : Au 0.03 μm MIN. OVER Ni 1.0 μm MIN.
2	ACTUATOR	LCP	UL94V-0, BEIGE
1	HOUSING	LCP	UL94V-0, BEIGE

REV.	ECN	BY	DATE	APP.	APP.	CHK.	DATE	ANGLE	±2°	6 OVER 30 MAX.	±0.3	PROJECTION	SERIES No.	CUSTOMER COPY	
8	Z221295	S.Sh	Nov./21/'22	H.I				6 MAX.	±0.2	30 OVER 120 MAX.	±0.5	⊕	R2		
7	Z191264	R.F	Sept./30/'19	H.I				GENERAL TOLERANCE.				MINIFLEX® 5-BFN II	SCALE	I-PEX	
6	Z181426	K.T	Nov./01/'18	Y.S								LONG ACTUATOR TYPE	10:1		
5	Z181224	K.T	Sept./25/'18	Y.S	DWG.								UNIT		
4	Z170863	K.T	Aug./17/'17	H.I	H.Aoki								mm		
3	Z160447	H.A	Apr./25/'16	Y.S	J.Tateishi								SIZE	SHEET	REV.
REV.	ECN	BY	DATE	APP.	E.Kawabe							DWG. No.	20586		

NOTES
1. CONTACT TAIL IS PROJECTION FROM HOUSING IN THE + DIRECTION. (0~0.06)

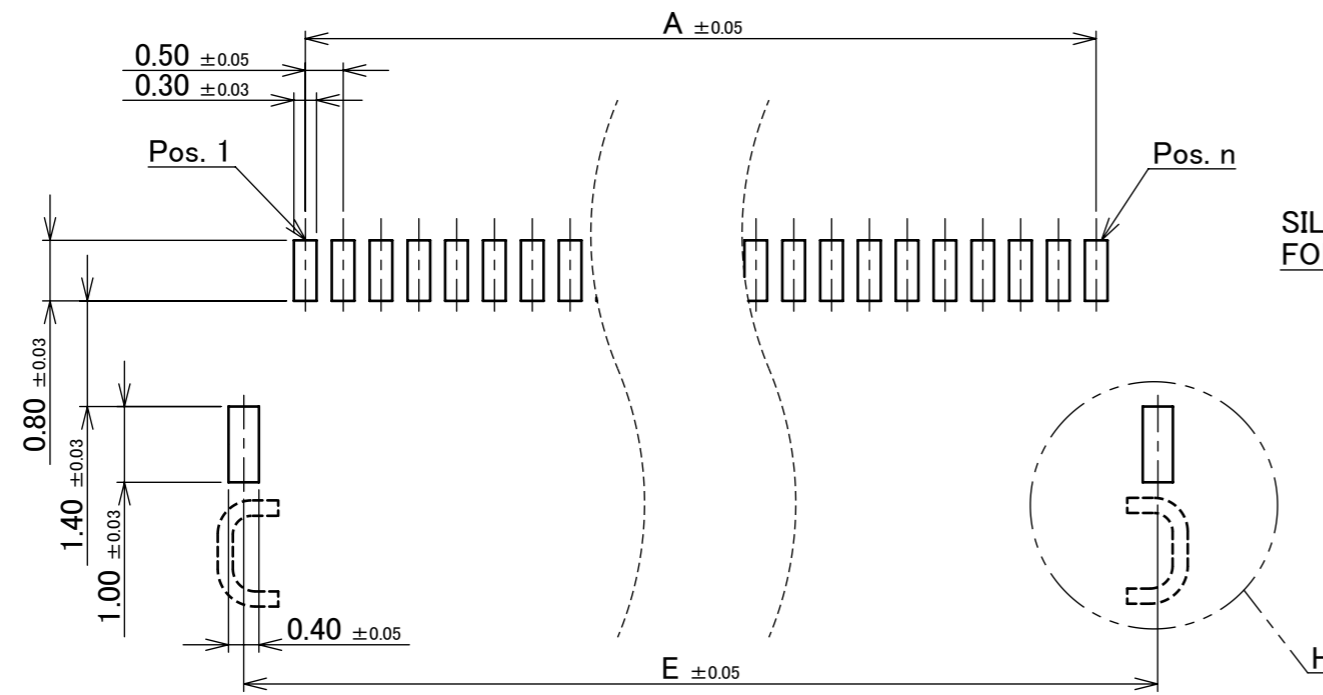
ITEMS	SPECIFICATION
RATING VOLTAGE	50V AC (PER CONTACT PIN)
RATING AMPERAGE	0.5A DC (PER CONTACT PIN) 7.0A DC (PER CONNECTOR)
OPERATING TEMPERATURE	233~398K(-40°C~125°C)
OPERATING HUMIDITY	80% MAX.(NON-CONDENSING)
CONTACT RESISTANCE	INITIAL : 40mohm MAX. / AFTER TEST : \angle 20mohm MAX.
INSULATION RESISTANCE	100Mohm MIN.
DIELECTRIC WITHSTANDING VOLTAGE	AC200V 1min
DURABILITY	20TH CYCLES
ACTUATOR LOCKING FORCE (INITIAL / 20TH CYCLES)	INITIAL / 20TH CYCLES : 0.43N(44gf) \times n MAX.
ACTUATOR UNLOCKING FORCE (INITIAL / 20TH CYCLES)	INITIAL / 20TH CYCLES : 0.025N(2.5gf) \times n MIN.
FPC RETENTION FORCE (INITIAL / AFTER TEST)	INITIAL / AFTER TEST : 0.15N(15gf) \times n MIN.
COPLANARITY	0.08 MAX.
PRODUCT SPECIFICATION	PRS-2056
TEST REPORT	TR-15070
PACKING STANDARD	PST-13064
INSTRUCTION MANUAL	HIM-12019
APPEARANCE CRITERIA No.	QLS-A***

※ "n" IS THE NUMBER OF PIN

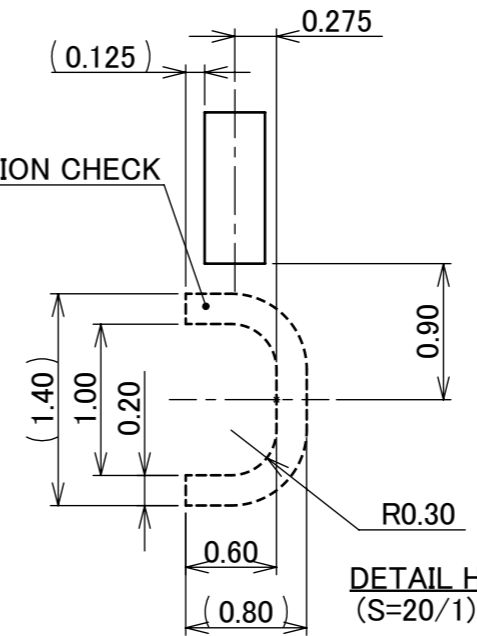
ANGLE	$\pm 2^\circ$	6 OVER 30 MAX.	± 0.3	PROJECTION 	SERIES No. R2	CUSTOMER COPY		
6 MAX.	± 0.2	30 OVER 120 MAX.	± 0.5					
GENERAL TOLERANCE.				TITLE MINIFLEX [®] 5-BFN II LONG ACTUATOR TYPE	SCALE	I-PEX		
DWG.	DATE							
CHK.								
APP.								
				DWG. No.	20586	SIZE	SHEET	REV.
						A3	2/5	8

PART No.	POS.	A	E	G
20586-032E-01	32	15.50	17.15	16.50
20586-034E-01	34	16.50	18.15	17.50
◆20586-036E-01	36	17.50	19.15	18.50
20586-040E-01	40	19.50	21.15	20.50
◆20586-044E-01	44	21.50	23.15	22.50
◆20586-048E-01	48	23.50	25.15	24.50
20586-050E-01	50	24.50	26.15	25.50
20586-054E-01	54	26.50	28.15	27.50
◆20586-060E-01	60	29.50	31.15	30.50

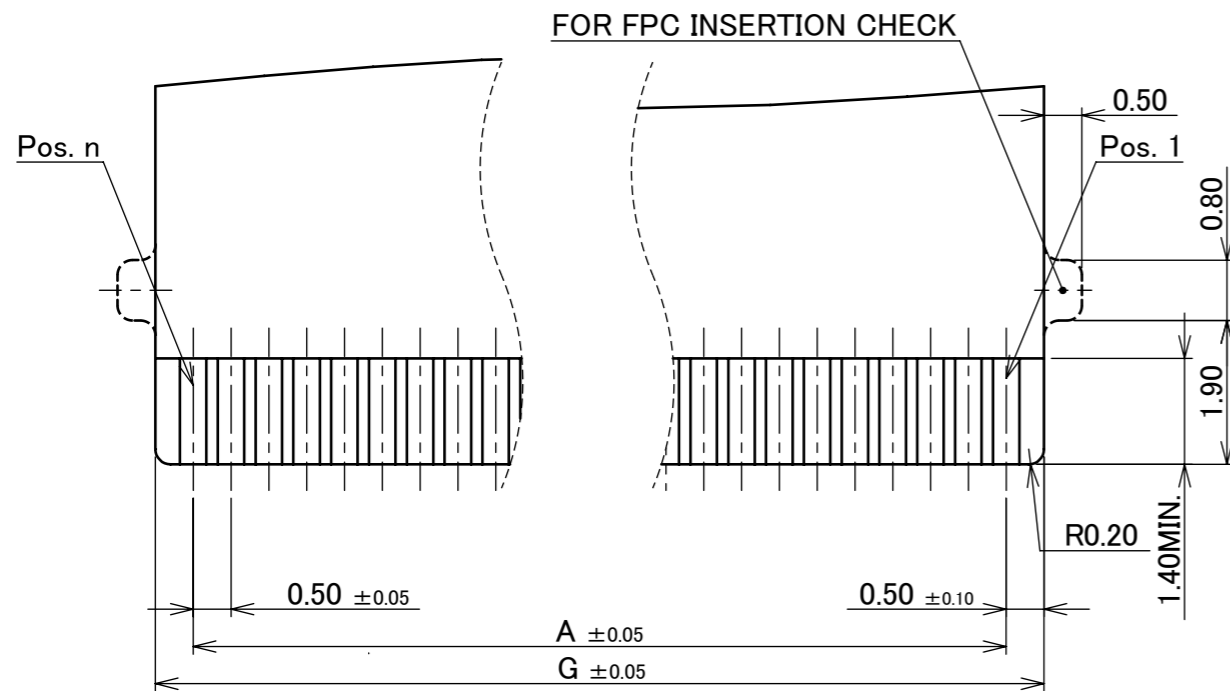
◆MARK MEANS NOT AVAILABLE



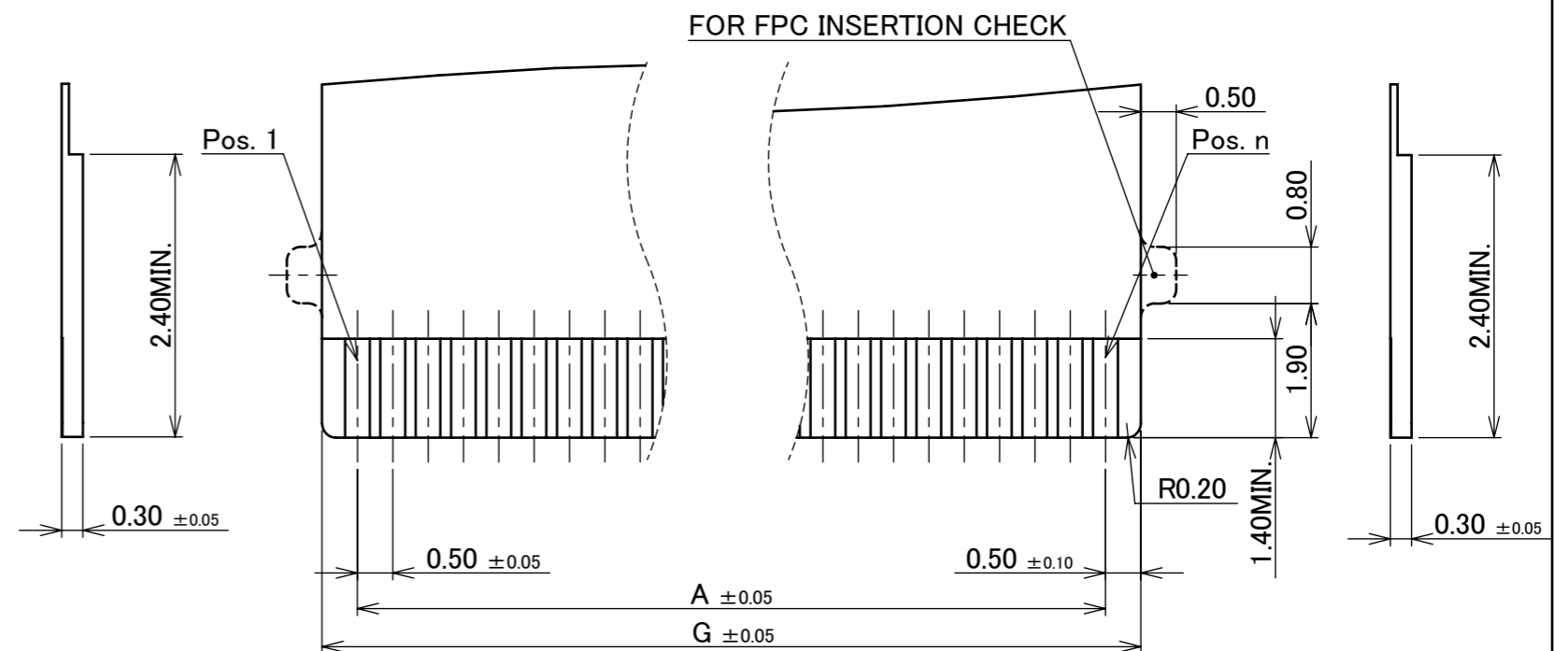
SILK PRINT FOR FPC INSERTION CHECK



RECOMMENDED PCB LAYOUT & METAL MASK LAYOUT
METAL MASK THICKNESS : t=0.12mm



RECOMMENDED FPC LAYOUT (TOP CONTACT TYPE)



RECOMMENDED FPC LAYOUT (BOTTOM CONTACT TYPE)

NOTES

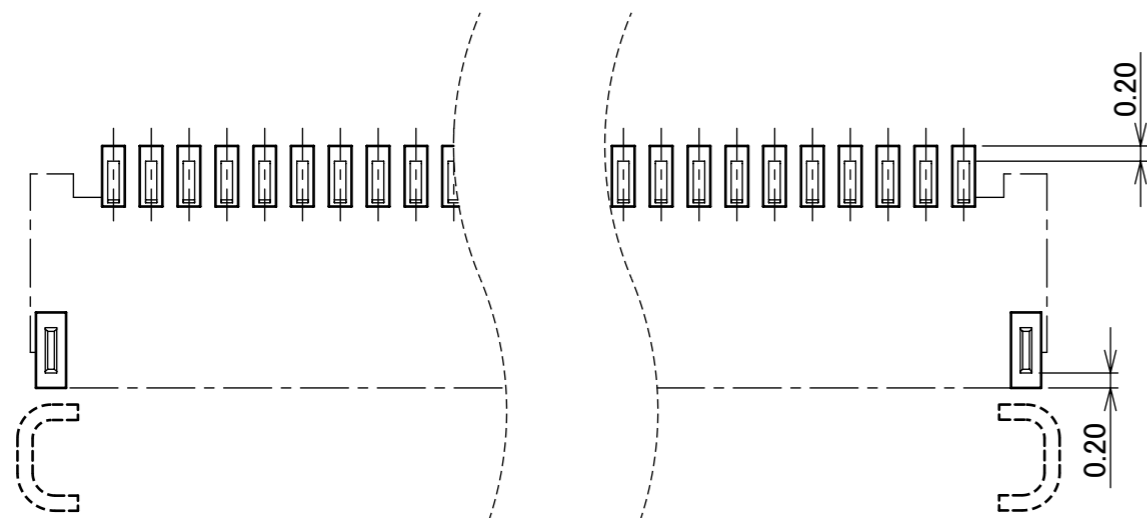
2.MATERIAL

- COVER FILM : PI
- CONDUCTOR : COPPER(RARE)
- BASE FILM : PI
- STIFFENER : PI
- ADHESIVE : THERMOSETTING ADHESIVE

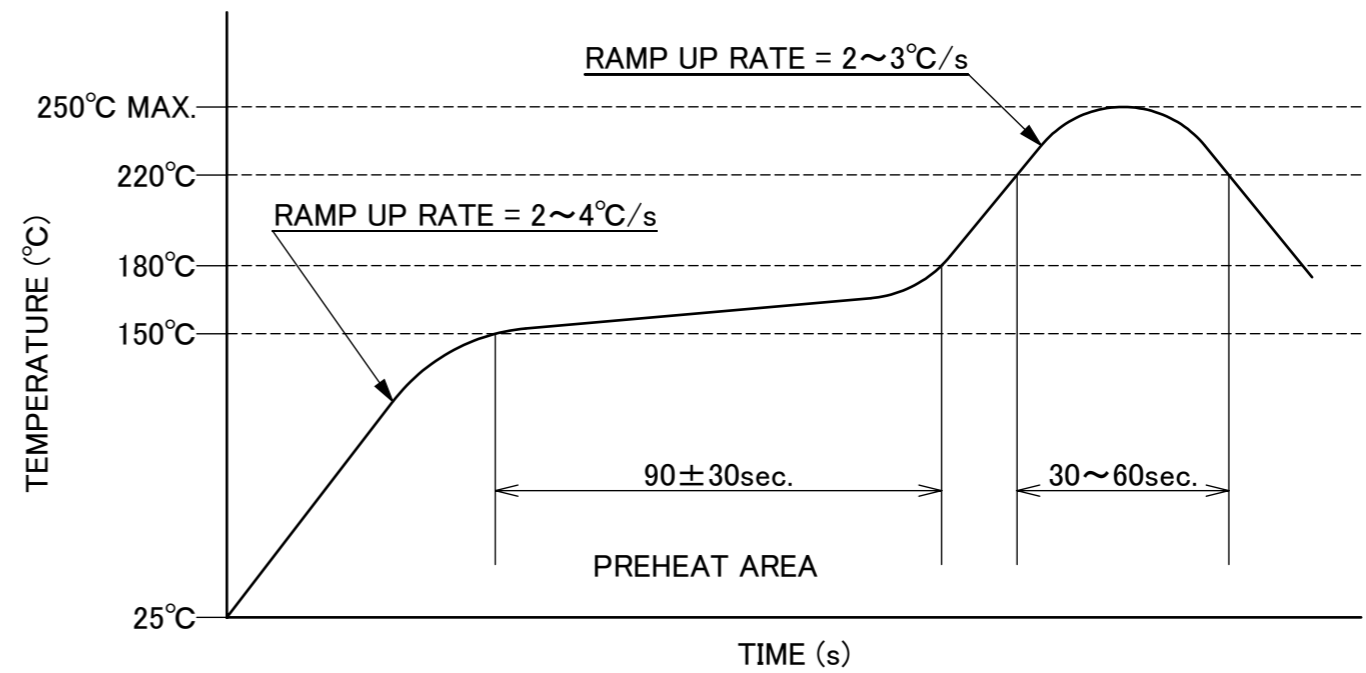
3.FINISH

- Au OVER Ni PLATING.

ANGLE	±2°	6 OVER 30 MAX.	±0.3	PROJECTION ⊕	SERIES No. R2	CUSTOMER COPY	
6 MAX.	±0.2	30 OVER 120 MAX.	±0.5				
GENERAL TOLERANCE.				TITLE MINIFLEX® 5-BFN II LONG ACTUATOR TYPE	SCALE 10:1	UNIT mm I-PEX	
DWG.	DATE						
CHK.							
APP.							
DWG. No. 20586				SIZE A3	SHEET 3/5	REV. 8	



CONNECTOR ON RECOMMENDED FOOTPRINT PATTERN

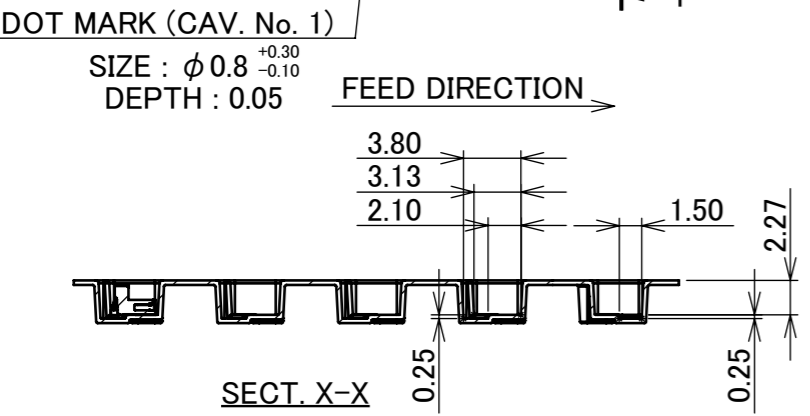
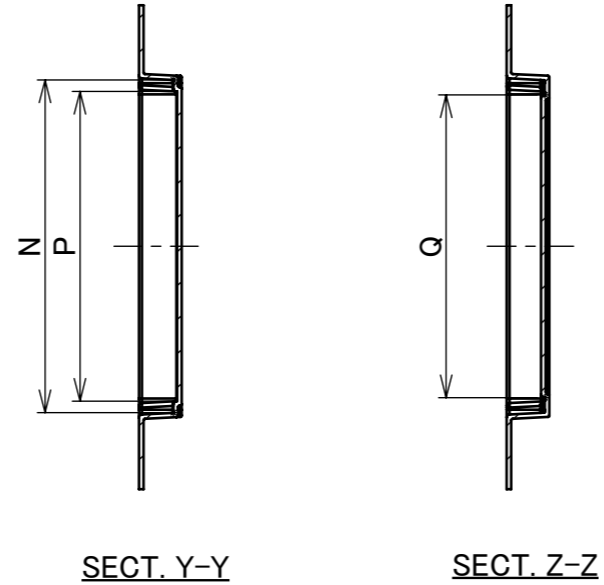
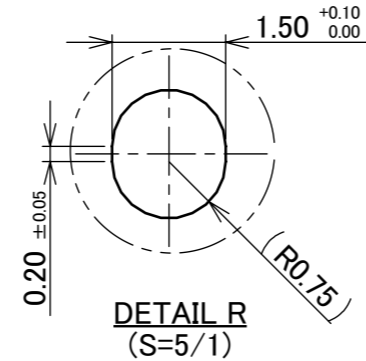
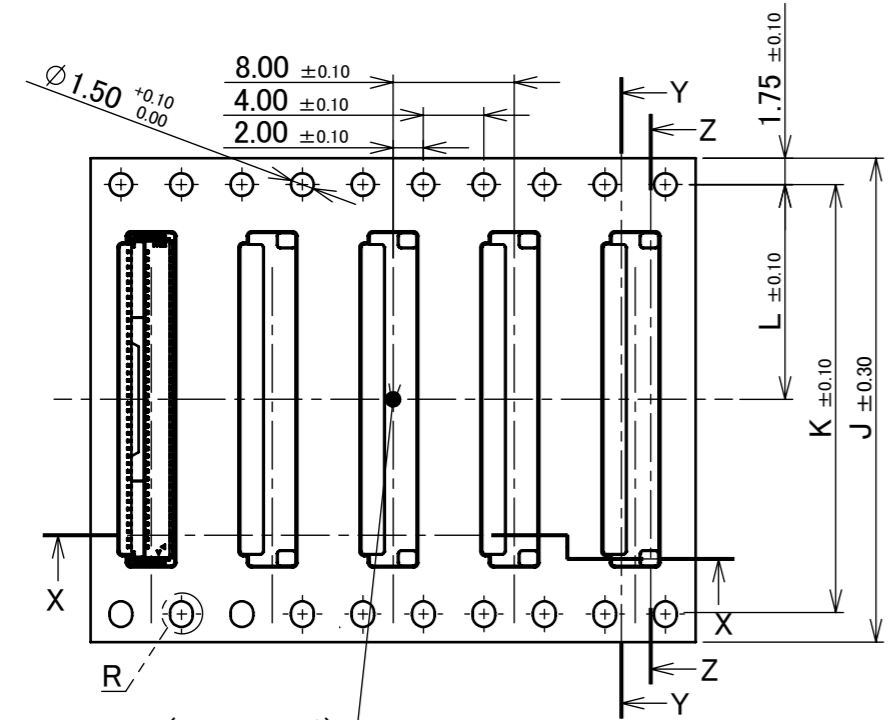
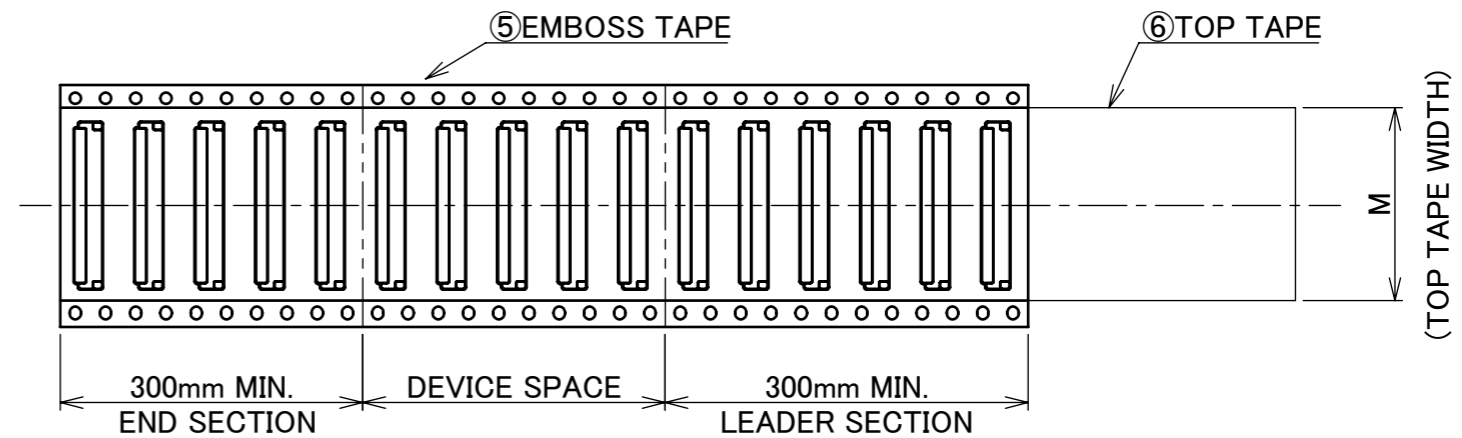
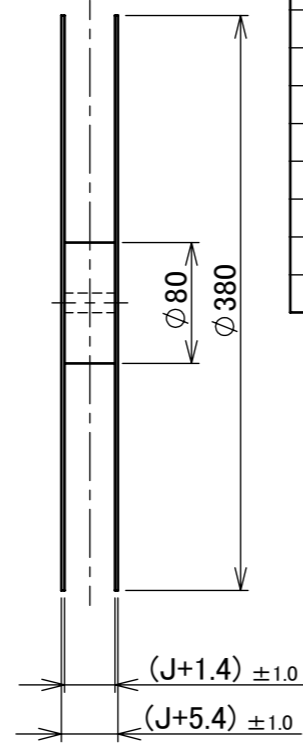
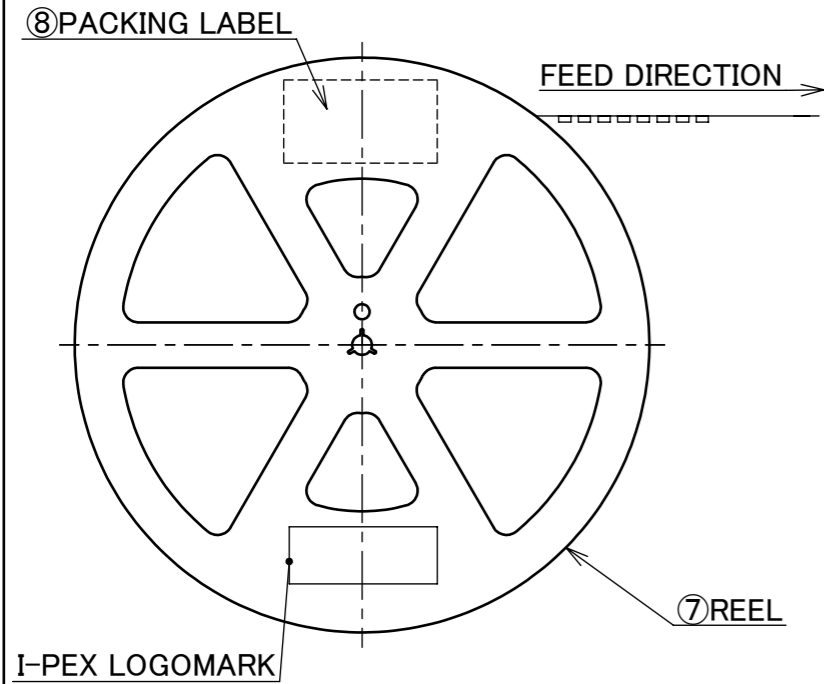


REFLOW TEMPERATURE PROFILE
 SENJU METAL INDUSTRY CO., LTD. : M705-SHF(Sn96.5 Ag3.0 Cu0.5)

ANGLE	±2°	6 OVER 30 MAX.	±0.3	PROJECTION 	SERIES No. R2	CUSTOMER COPY		
6 MAX.	±0.2	30 OVER 120 MAX.	±0.5					
GENERAL TOLERANCE.				TITLE MINIFLEX® 5-BFN II LONG ACTUATOR TYPE	SCALE 10:1	UNIT I-PEX		
DWG.	DATE							
CHK.								
APP.								
				DWG. No.	20586	SIZE A3	SHEET 4/5	REV. 8

PART No.	J	K	L	M	N	P	Q	QTY. PER EMBOSS REEL (PIECES / REEL)	QTY. PER PACKING CARTON (REELS / CARTON)
20586-032E-01	32.0	28.4	14.2	26.0	18.0	16.5	16.0	4000 PIECES / REEL	4 REELS / CARTON (16000 PIECES / CARTON)
20586-034E-01					19.0	17.5	17.0		
◆20586-036E-01					20.0	18.5	18.0		
20586-040E-01					22.0	20.5	20.0		
◆20586-044E-01	44.0	40.4	20.2	37.0	24.0	22.5	22.0	4000 PIECES / REEL	3 REELS / CARTON (12000 PIECES / CARTON)
◆20586-048E-01					26.0	24.5	24.0		
20586-050E-01					27.0	25.5	25.0		
20586-054E-01					29.0	27.5	27.0		
◆20586-060E-01					32.0	30.5	30.0		

- NOTES.
 4. TAPING SPECIFICATION FOLLOWS JIS C 0806 (IEC 60286-3).
 5. MAKE EMPTY SECTION OF LEADER AND END ON EACH END OF THE TAPE.
 6. TOP TAPE SHALL NOT STICK OUT FROM EMBOSS TAPE.
 7. TOP TAPE SHALL NOT COVER FEED HOLE.



NO.	DISCRIPTION	MATERIAL	FINISH , REMARKS
8	PACKING LABEL	-	-
7	REEL	PS	BLACK
6	TOP TAPE	PET t=0.062 TRANSPARENCY	ANTI-STATIC TYPE HEAT WELDING TYPE
5	EMBOSS TAPE	PS t=0.3 TRANSPARENCY	ANTI-STATIC TYPE

ANGLE	±2°	6 OVER 30 MAX.	±0.3	PROJECTION	SERIES No.	CUSTOMER COPY
6 MAX.	±0.2	30 OVER 120 MAX.	±0.5		R2	
GENERAL TOLERANCE.				TITLE	MINIFLEX® 5-BFN II LONG ACTUATOR TYPE	SCALE
DWG.	DATE			1:X		
CHK.				UNIT	I-PEX	
APP.				mm		
				DWG. No.	20586	SIZE
						A3
						SHEET
						5/5
						REV.
						8