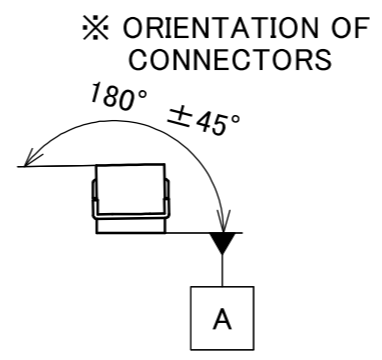
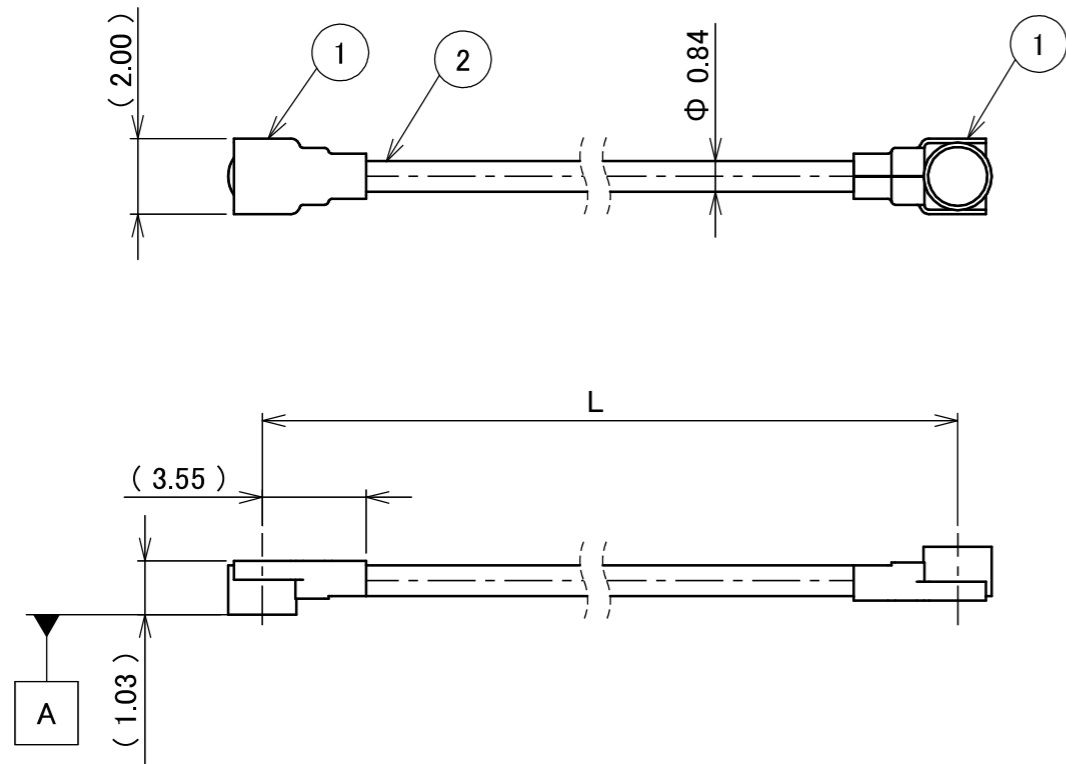
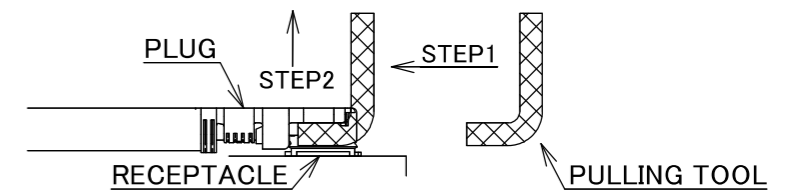


PART NO.	L
8-25-0971	500.00±5.0 mm

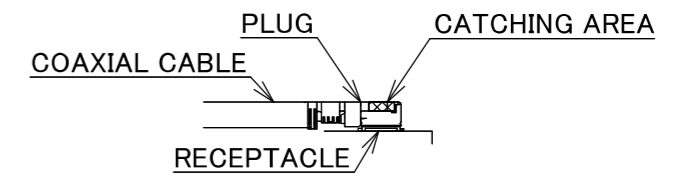
PLEASE CONTACT I-PEX FOR REQUESTS OTHER THAN THIS SPECIFICATIONS.
PLEASE NOTE IF SPECIFICATIONS CHANGE, PART NO. WILL ALSO CHANGE.



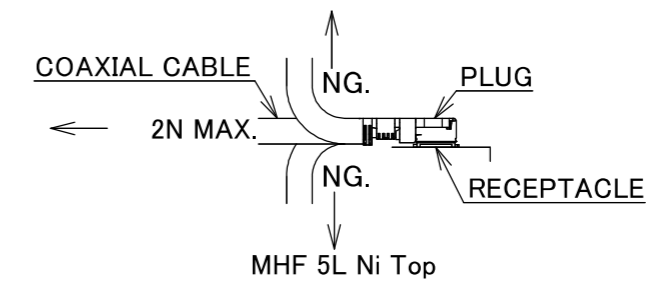
NOTES
1. SUGGESTIONS FOR MATING & UNMATING OPERATION.
1-1. MATING
MATE THE CONNECTOR VERTICALLY, ALIGNING THE MATING AXIS ON PLUG AND RECEPTACLE. DO NOT SLANT MATE.
1-2. UNMATING
1-2-1.
UNMATING BY PULLING TOOL.
[P/N 90612-0001 (MHF 5L),]
USE THE PULLING TOOL AS THE FOLLOWING, AND PULL PLUG TO VERTICAL DIRECTION AS DIRECTLY AS POSSIBLE.



1-2-2.
UNMATING DIRECTLY BY HAND.
HOLD THE CATCHING AREA ON PLUG AND PULL THE PLUG VERTICALLY.



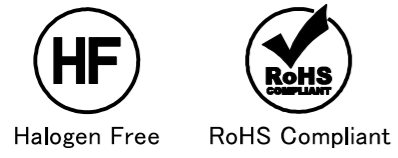
2. PACKING : PLASTIC BAG
3. PERMISSIBLE LOAD ON THE CABLE AFTER MATING



4. CABLE CRIMP STRENGTH : 10N MIN.

2	CABLE	1	AWG#33 Φ 0.84, SPIRAL SHIELD , BLACK
1	CONNECTOR-1, 2	2	MHF 5L Ni Top
NO.	DESCRIPTION	QTY	REMARK

					ANGLE	±2°	6 OVER 30 MAX.	±0.3	PROJECTION ⊕	SERIES No. H-250086E	CUSTOMER COPY		
						6 MAX.	±0.2	30 OVER 120 MAX.					±0.5
					GENERAL TOLERANCE.				TITLE MHF® 5L-5L CABLE084-2	SCALE X:1	UNIT mm		I-PEX
1	ZH00621	TOI	2026/07/06	Yufu	DWG.	M.Toida	DATE	2026/01/09					
0	ZH00315	TOI	2026/01/09	-	CHK.	T.Takuno							
REV.	ECN	BY	DATE	APP.	APP.	K.Yufu			DWG. No.	8-25-0971	SIZE	SHEET	REV.
REVISION RECORD									8-25-0971	A3	1/1	1	



Confidential C

I-PEX Inc.

QKE-DFE06-02 REV.12