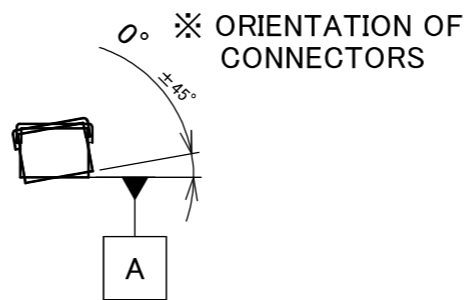
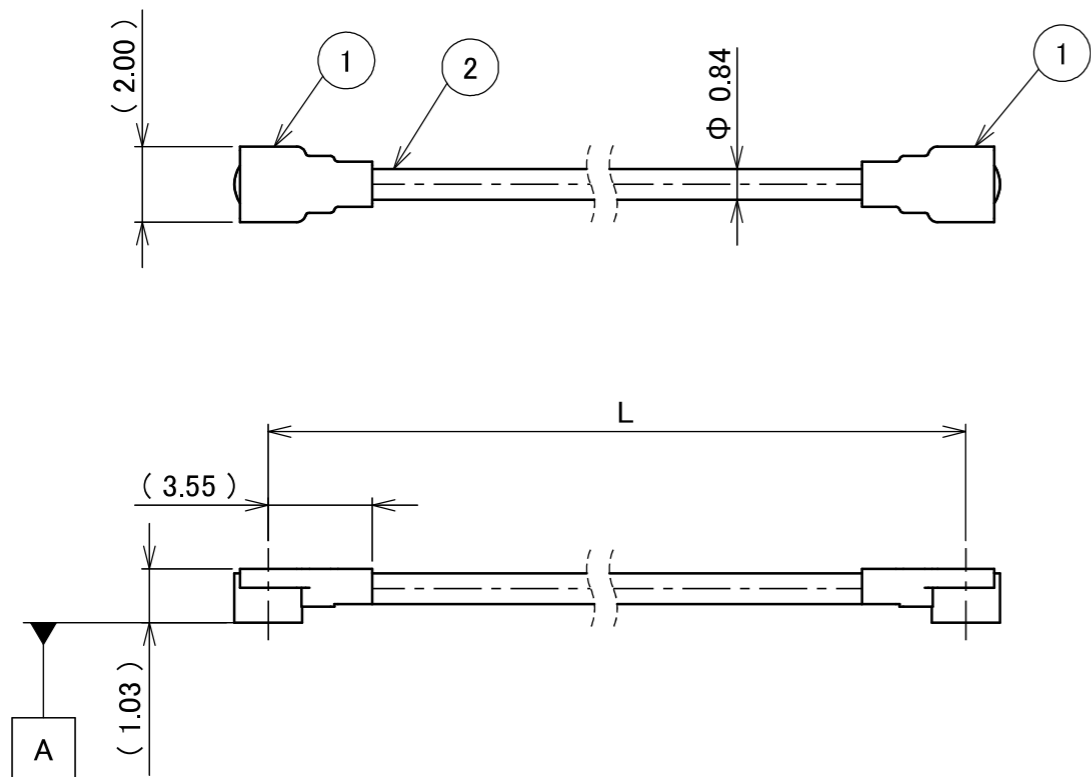
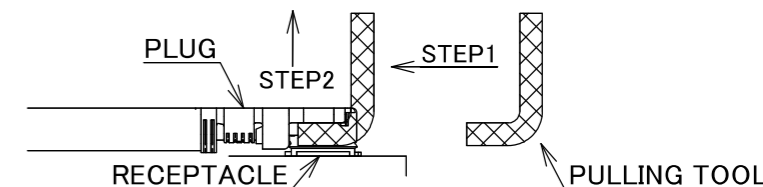


PART NO.	L
8-25-0933	500.00±5.0 mm

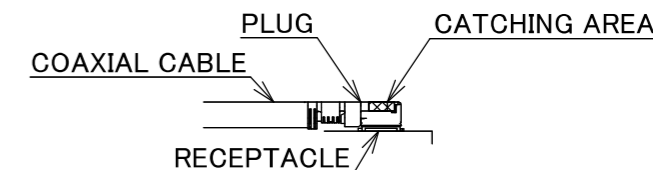
PLEASE CONTACT I-PEX FOR REQUESTS OTHER THAN THIS SPECIFICATIONS.
PLEASE NOTE IF SPECIFICATIONS CHANGE, PART NO. WILL ALSO CHANGE.



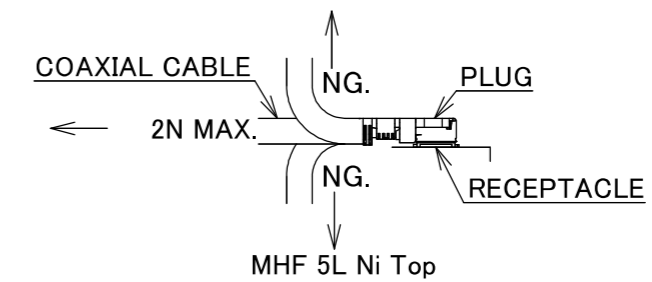
- NOTES
- SUGGESTIONS FOR MATING & UNMATING OPERATION.
 - MATING
MATE THE CONNECTOR VERTICALLY, ALIGNING THE MATING AXIS ON PLUG AND RECEPTACLE. DO NOT SLANT MATE.
 - UNMATING
 - UNMATING BY PULLING TOOL.
[P/N 90612-0001 (MHF 5L),]
USE THE PULLING TOOL AS THE FOLLOWING, AND PULL PLUG TO VERTICAL DIRECTION AS DIRECTLY AS POSSIBLE.
 - UNMATING DIRECTLY BY HAND.
HOLD THE CATCHING AREA ON PLUG AND PULL THE PLUG VERTICALLY.



- UNMATING DIRECTLY BY HAND.
HOLD THE CATCHING AREA ON PLUG AND PULL THE PLUG VERTICALLY.



- PACKING : PLASTIC BAG
- PERMISSIBLE LOAD ON THE CABLE AFTER MATING



- CABLE CRIMP STRENGTH : 10N MIN.

2	CABLE	1	AWG#33 Φ 0.84, SPIRAL SHIELD , BLACK
1	CONNECTOR-1, 2	2	MHF 5L Ni Top
NO.	DESCRIPTION	QTY	REMARK

					ANGLE	±2°	6 OVER 30 MAX.	±0.3	PROJECTION ⊕	SERIES No. H-250085E	CUSTOMER COPY			
						6 MAX.	±0.2	30 OVER 120 MAX.						±0.5
					GENERAL TOLERANCE.					TITLE MHF® 5L-5L CABLE084-1	SCALE	I-PEX		
1	ZH00619	TOI	2026/07/03	Yufu	DWG.	M.Toida	DATE	2025/12/11	UNIT		X:1			
0	ZH00232	TOI	2025/12/11	-	CHK.	T.Takuno				mm				
REV.	ECN	BY	DATE	APP.	APP.	K.Yufu	DWG. No.	8-25-0933	SIZE	A3	SHEET	1/1	REV.	1
REVISION RECORD														



Halogen Free RoHS Compliant



Confidential C

I-PEX Inc.

QKE-DFE06-02 REV.12