PART NO.	L
8-25-0432	50.00±1.0 mm

PLEASE CONTACT I-PEX FOR REQUESTS OTHER THAN THIS SPECIFICATIONS.
PLEASE NOTE IF SPECIFICATIONS CHANGE, PART NO. WILL ALSO CHANGE.

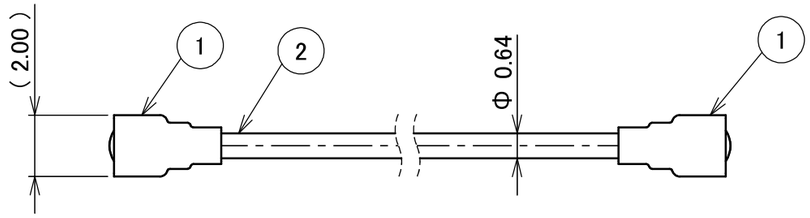

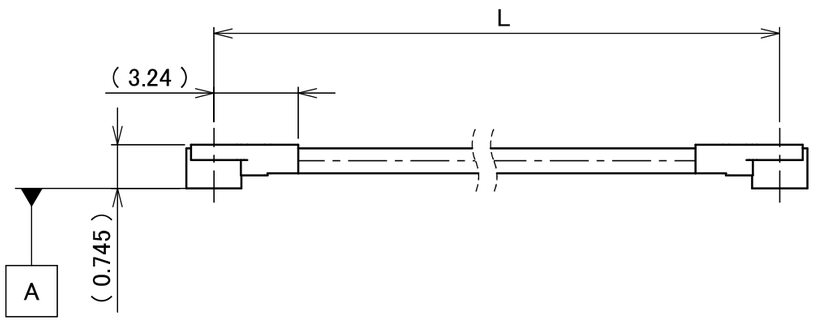

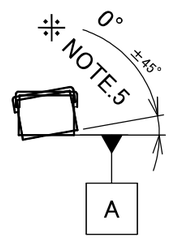

NOTES
1. SUGGESTIONS FOR MATING & UNMATING OPERATION.
1-1. MATING
MATE THE CONNECTOR VERTICALLY,
ALIGHING THE MATING AXIS ON PLUG AND RECEPTACLE.
DO NOT SLANT MATE.
1-2. UNMATING
1-2-1.
UNMATING BY PULLING TOOL.
[P/N 90612-0001 (MHF 5),]
USE THE PULLING TOOL AS THE FOLLOWING, AND
PULL PLUG TO VERTICAL DIRECTION AS DIRECTLY AS POSSIBLE.

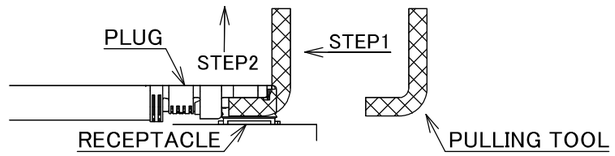

1-2-2.
UNMATING DIRECTLY BY HAND.
HOLD THE CATCHING AREA ON PLUG AND PULL THE PLUG
VERTICALLY.

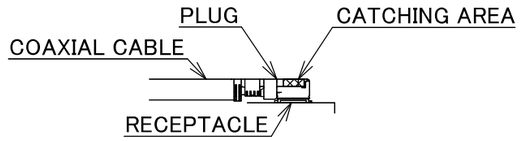

2. PACKING : PLASTIC BAG

3. PERMISSIBLE LOAD ON THE CABLE AFTER MATING

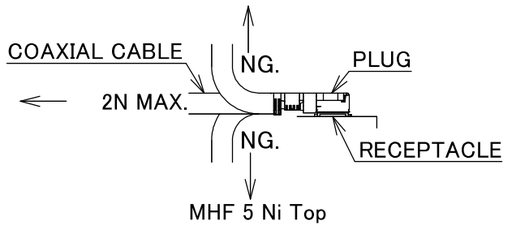

4. CABLE CRIMP STRENGTH : 7N MIN.
5. ORIENTATION OF CONNECTORS

NO.	DESCRIPTION	QTY	REMARK
2	CABLE	1	AWG#36 Φ 0.64, SPIRAL SHIELD , BLACK
1	CONNECTOR-1, 2	2	MHF 5 Ni Top

REV.	ECN	BY	DATE	APP.
0	Z250844	K.W	2025/05/28	–

REVISION RECORD

GENERAL TOLERANCE.			
ANGLE	±2°	6 OVER 30 MAX.	±0.3
6 MAX.	±0.2	30 OVER 120 MAX.	±0.5

PROJECTION

SERIES No. H-250024A

CUSTOMER COPY

DWG. K.Watanabe DATE 2025/05/28
CHK. T.Takuno
APP. K.Yufu

TITLE MHF® 5-5 CABLE064-1

DWG. No. 8-25-0432

SCALE X:1
UNIT mm
SIZE A3
SHEET 1/1
REV. 0

I-PEX

Halogen Free

RoHS Compliant

Confidential C

I-PEX Inc.

QKE-DFFDE06-02 REV.12