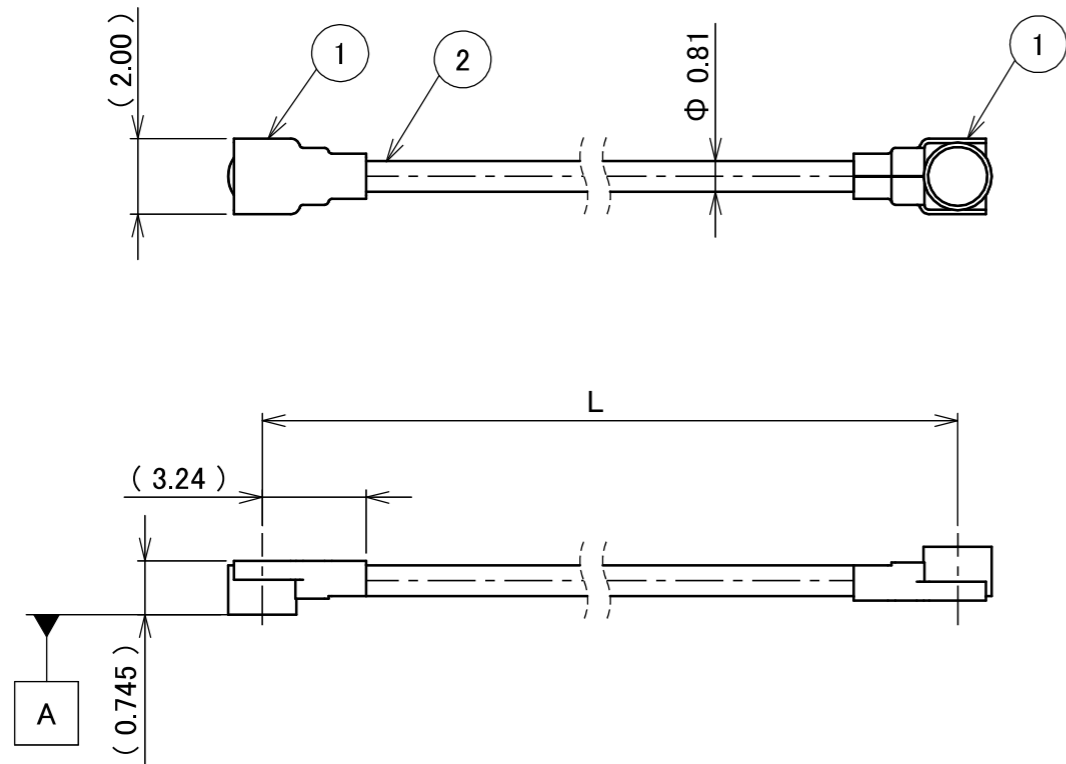
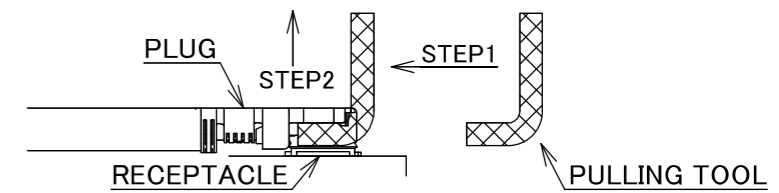


PART NO.	L
8-25-0898	300.00±3.0 mm

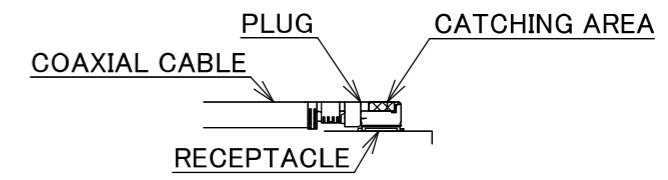
PLEASE CONTACT I-PEX FOR REQUESTS OTHER THAN THIS SPECIFICATIONS.
PLEASE NOTE IF SPECIFICATIONS CHANGE, PART NO. WILL ALSO CHANGE.



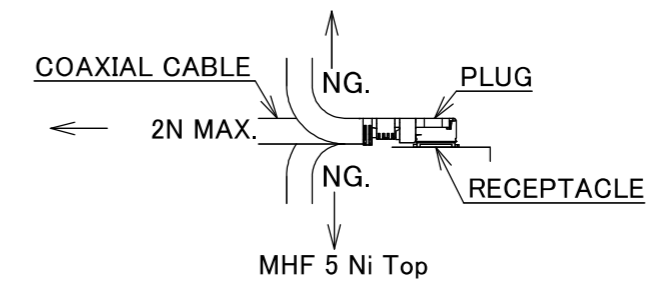
NOTES
1. SUGGESTIONS FOR MATING & UNMATING OPERATION.
1-1. MATING
MATE THE CONNECTOR VERTICALLY,
ALIGNING THE MATING AXIS ON PLUG AND RECEPTACLE.
DO NOT SLANT MATE.
1-2. UNMATING
1-2-1.
UNMATING BY PULLING TOOL.
[P/N 90612-0001 (MHF 5),]
USE THE PULLING TOOL AS THE FOLLOWING, AND
PULL PLUG TO VERTICAL DIRECTION AS DIRECTLY AS POSSIBLE.



1-2-2.
UNMATING DIRECTLY BY HAND.
HOLD THE CATCHING AREA ON PLUG AND PULL THE PLUG
VERTICALLY.



- 2. PACKING : PLASTIC BAG
- 3. PERMISSIBLE LOAD ON THE CABLE AFTER MATING



4. CABLE CRIMP STRENGTH : 7N MIN.

2	CABLE	1	AWG#36 Φ 0.81, BRAIDED SHIELD , BLACK
1	CONNECTOR-1, 2	2	MHF 5 Ni Top
NO.	DESCRIPTION	QTY	REMARK

					ANGLE	±2°	6 OVER 30 MAX.	±0.3	PROJECTION ⊕	SERIES No. H-250083C	CUSTOMER COPY			
						6 MAX.	±0.2	30 OVER 120 MAX.						±0.5
					GENERAL TOLERANCE.				TITLE MHF® 5-5 CABLE081-2	SCALE X:1	I-PEX			
					DWG.	DATE								UNIT mm
					Y.Nishimura	2026/02/05								
0	ZH00400	Y.Ni	2026/02/05	-	CHK.	T.Takuno			DWG. No.	8-25-0898	SIZE A3	SHEET 1/1	REV. 0	
REV.	ECN	BY	DATE	APP.	APP.	K.Yufu								
REVISION RECORD														



Confidential C

I-PEX Inc.

QKE-DFE06-02 REV.12