PART NO.	L
8-25-0897	200.00±1.0 mm

PLEASE CONTACT I-PEX FOR REQUESTS OTHER THAN THIS SPECIFICATIONS.
PLEASE NOTE IF SPECIFICATIONS CHANGE, PART NO. WILL ALSO CHANGE.

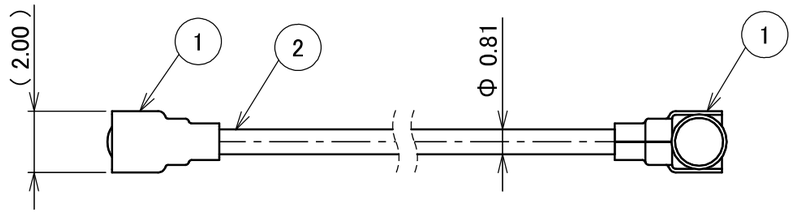

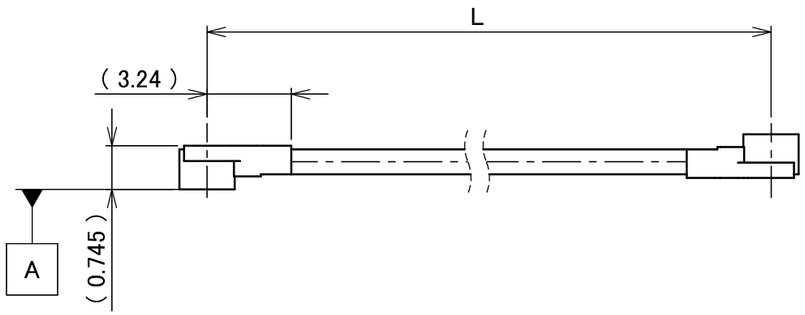

※ ORIENTATION OF CONNECTORS

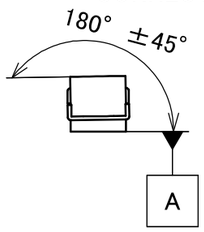

NOTES

1. SUGGESTIONS FOR MATING & UNMATING OPERATION.

1-1. MATING
MATE THE CONNECTOR VERTICALLY,
ALIGHING THE MATING AXIS ON PLUG AND RECEPTACLE.
DO NOT SLANT MATE.

1-2. UNMATING

1-2-1.
UNMATING BY PULLING TOOL.
[P/N 90612-0001 (MHF 5),]
USE THE PULLING TOOL AS THE FOLLOWING, AND
PULL PLUG TO VERTICAL DIRECTION AS DIRECTLY AS POSSIBLE.

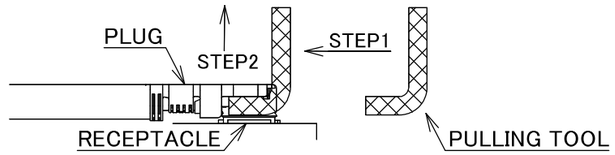

1-2-2.
UNMATING DIRECTLY BY HAND.
HOLD THE CATCHING AREA ON PLUG AND PULL THE PLUG VERTICALLY.

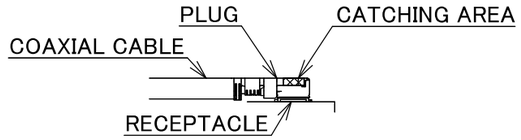

2. PACKING : PLASTIC BAG

3. PERMISSIBLE LOAD ON THE CABLE AFTER MATING

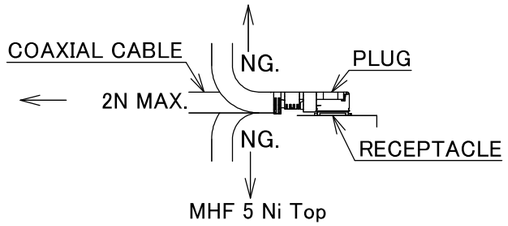

4. CABLE CRIMP STRENGTH : 7N MIN.

NO.	DESCRIPTION	QTY	REMARK
2	CABLE	1	AWG#36 Φ 0.81, BRAIDED SHIELD , BLACK
1	CONNECTOR-1, 2	2	MHF 5 Ni Top

REV.	ECN	BY	DATE	APP.
0	ZH00220	TOI	2025/12/09	–

REVISION RECORD

GENERAL TOLERANCE.			
ANGLE	±2°	6 OVER 30 MAX.	±0.3
6 MAX.	±0.2	30 OVER 120 MAX.	±0.5

PROJECTION

SERIES No. H-250083B

CUSTOMER COPY

DWG. M.Toida DATE 2025/12/09
CHK. T.Takuno
APP. K.Yufu

TITLE MHF® 5-5 CABLE081-2

SCALE X:1
UNIT mm

I-PEX

DWG. No. 8-25-0897
SIZE A3
SHEET 1/1
REV. 0

Halogen Free

RoHS Compliant

Confidential C

I-PEX Inc.

QKE-DFFDE06-02 REV.12