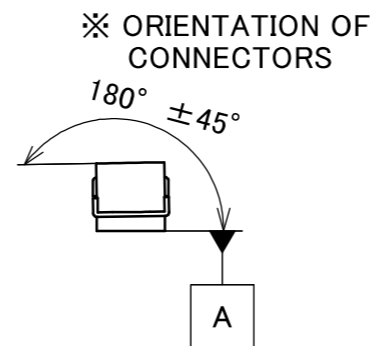
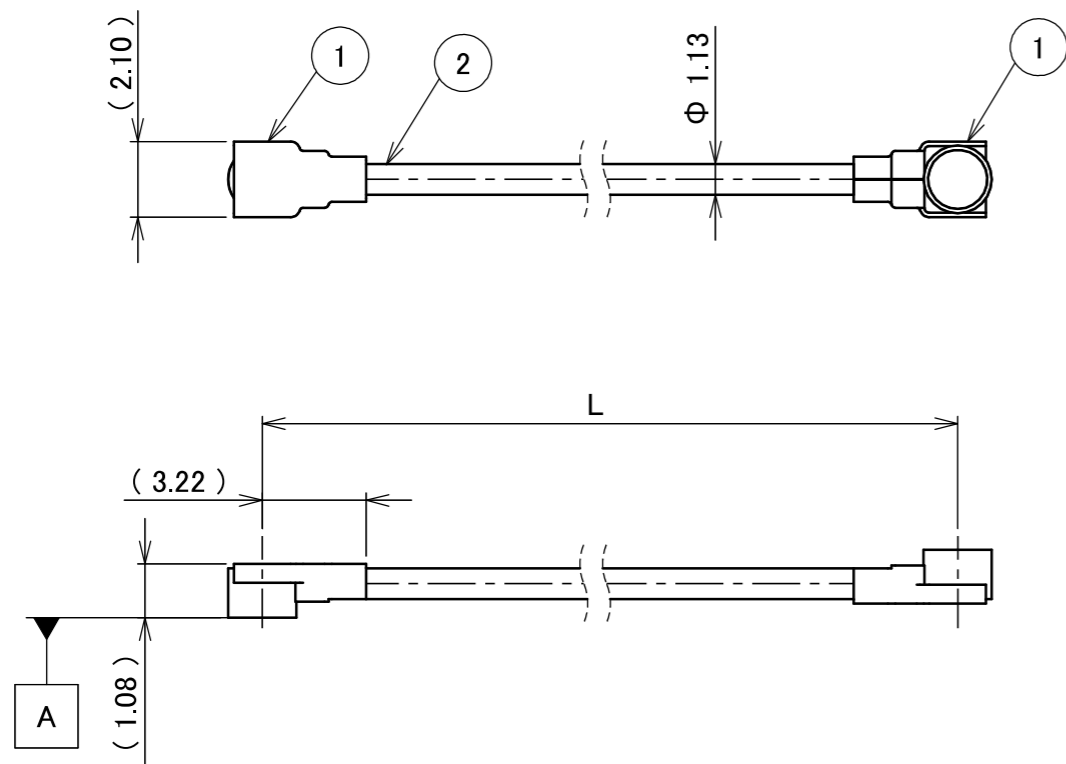
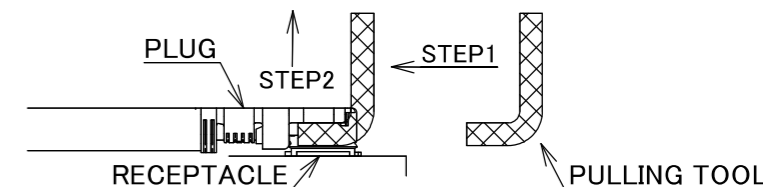


PART NO.	L
8-25-0948	100.00±1.0 mm

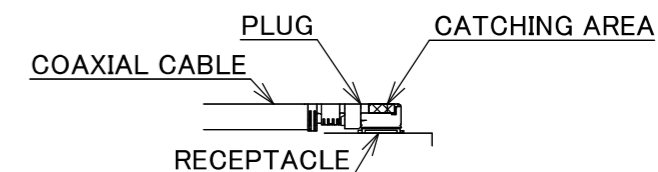
PLEASE CONTACT I-PEX FOR REQUESTS OTHER THAN THIS SPECIFICATIONS.  
PLEASE NOTE IF SPECIFICATIONS CHANGE, PART NO. WILL ALSO CHANGE.



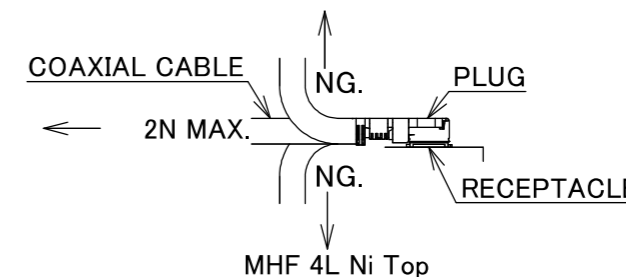
- NOTES
- SUGGESTIONS FOR MATING & UNMATING OPERATION.
    - MATING  
MATE THE CONNECTOR VERTICALLY, ALIGNING THE MATING AXIS ON PLUG AND RECEPTACLE. DO NOT SLANT MATE.
    - UNMATING
      - UNMATING BY PULLING TOOL.  
[P/N 90609-0001 (MHF 4L), ]  
USE THE PULLING TOOL AS THE FOLLOWING, AND PULL PLUG TO VERTICAL DIRECTION AS DIRECTLY AS POSSIBLE.
      - UNMATING DIRECTLY BY HAND.  
HOLD THE CATCHING AREA ON PLUG AND PULL THE PLUG VERTICALLY.
  - PACKING : PLASTIC BAG
  - PERMISSIBLE LOAD ON THE CABLE AFTER MATING
  - CABLE CRIMP STRENGTH : 15N MIN.



- UNMATING DIRECTLY BY HAND.  
HOLD THE CATCHING AREA ON PLUG AND PULL THE PLUG VERTICALLY.



- PACKING : PLASTIC BAG
- PERMISSIBLE LOAD ON THE CABLE AFTER MATING



- CABLE CRIMP STRENGTH : 15N MIN.

2	CABLE	1	AWG#32 Φ 1.13, BRAIDED SHIELD , BLACK
1	CONNECTOR-1, 2	2	MHF 4L Ni Top
NO.	DESCRIPTION	QTY	REMARK

					ANGLE	±2°	6 OVER 30 MAX.	±0.3	PROJECTION	SERIES No.	CUSTOMER COPY		
					6 MAX.	±0.2	30 OVER 120 MAX.	±0.5		H-250077B	I-PEX		
					GENERAL TOLERANCE.				TITLE	SCALE	I-PEX		
					DWG.	DATE			MHF®	X:1	I-PEX		
					Y.Nishimura	2025/12/12			4L-4L CABLE113-2	UNIT	I-PEX		
					CHK.					mm	I-PEX		
0	ZH00236	Y.Ni	2025/12/12	-	T.Takuno					SIZE	SHEET	REV.	
REV.	ECN	BY	DATE	APP.	APP.				DWG. No.	8-25-0948	A3	1/1	0
REVISION RECORD					K.Yufu								



Halogen Free



RoHS Compliant

Confidential C

I-PEX Inc.

QKE-DFE06-02 REV.12