PART NO.	L
8-25-0924	200.00±1.0 mm

PLEASE CONTACT I-PEX FOR REQUESTS OTHER THAN THIS SPECIFICATIONS.
PLEASE NOTE IF SPECIFICATIONS CHANGE, PART NO. WILL ALSO CHANGE.

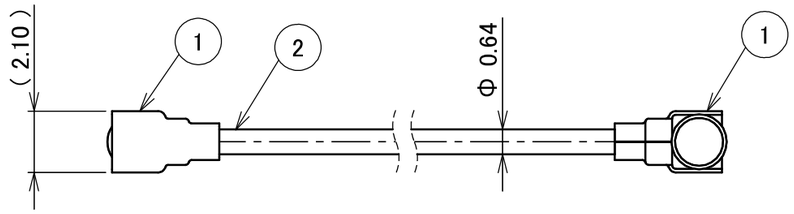

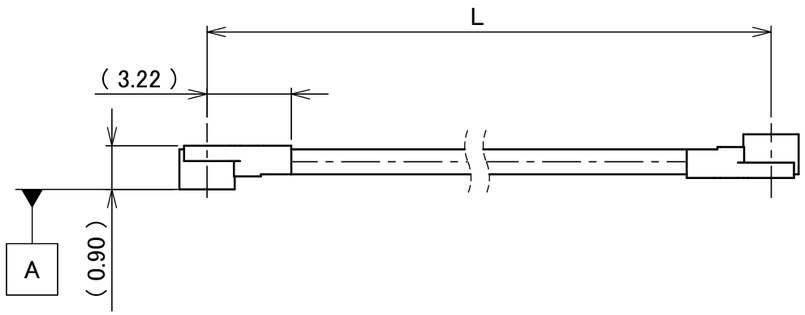

※ ORIENTATION OF CONNECTORS

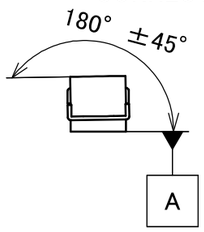

NOTES

1. SUGGESTIONS FOR MATING & UNMATING OPERATION.

1-1. MATING

MATE THE CONNECTOR VERTICALLY,
ALIGHING THE MATING AXIS ON PLUG AND RECEPTACLE.
DO NOT SLANT MATE.

1-2. UNMATING

1-2-1.

UNMATING BY PULLING TOOL.
[P/N 90609-0001 (MHF 4L),]
USE THE PULLING TOOL AS THE FOLLOWING, AND
PULL PLUG TO VERTICAL DIRECTION AS DIRECTLY AS POSSIBLE.

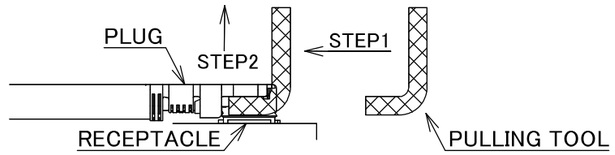

1-2-2.

UNMATING DIRECTLY BY HAND.
HOLD THE CATCHING AREA ON PLUG AND PULL THE PLUG VERTICALLY.

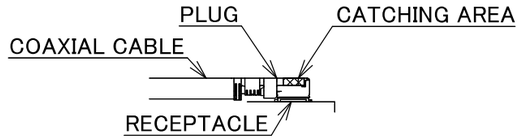

2. PACKING : PLASTIC BAG

3. PERMISSIBLE LOAD ON THE CABLE AFTER MATING

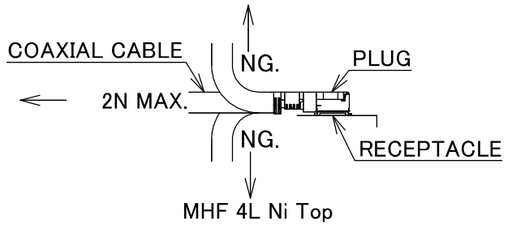

4. CABLE CRIMP STRENGTH : 8N MIN.

NO.	DESCRIPTION	QTY	REMARK
2	CABLE	1	AWG#36 Φ 0.64, SPIRAL SHIELD , BLACK
1	CONNECTOR-1, 2	2	MHF 4L Ni Top

REV.	ECN	BY	DATE	APP.
0	ZH00227	Y.Ni	2025/12/11	–

REVISION RECORD

GENERAL TOLERANCE.			
ANGLE	±2°	6 OVER 30 MAX.	±0.3
6 MAX.	±0.2	30 OVER 120 MAX.	±0.5

PROJECTION

SERIES No. H-250072C

CUSTOMER COPY

DWG. Y.Nishimura DATE 2025/12/11

CHK. T.Takuno

APP. K.Yufu

TITLE MHF® 4L-4L CABLE064-2

DWG. No. 8-25-0924

SCALE X:1 UNIT mm

SIZE A3 SHEET 1/1 REV. 0

I-PEX

Halogen Free

RoHS Compliant

Confidential C

I-PEX Inc.

QKE-DFFDE06-02 REV.12