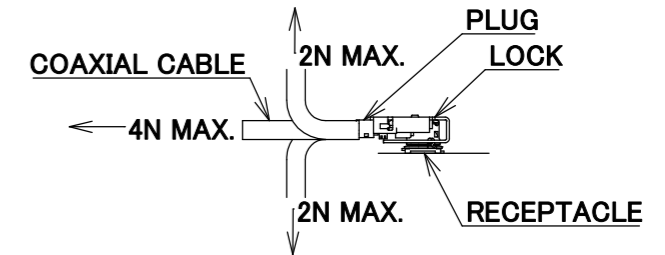


PART NO.  
8-23-0121

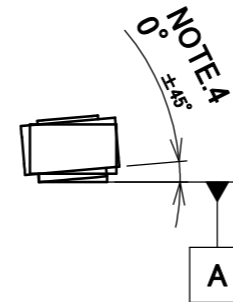
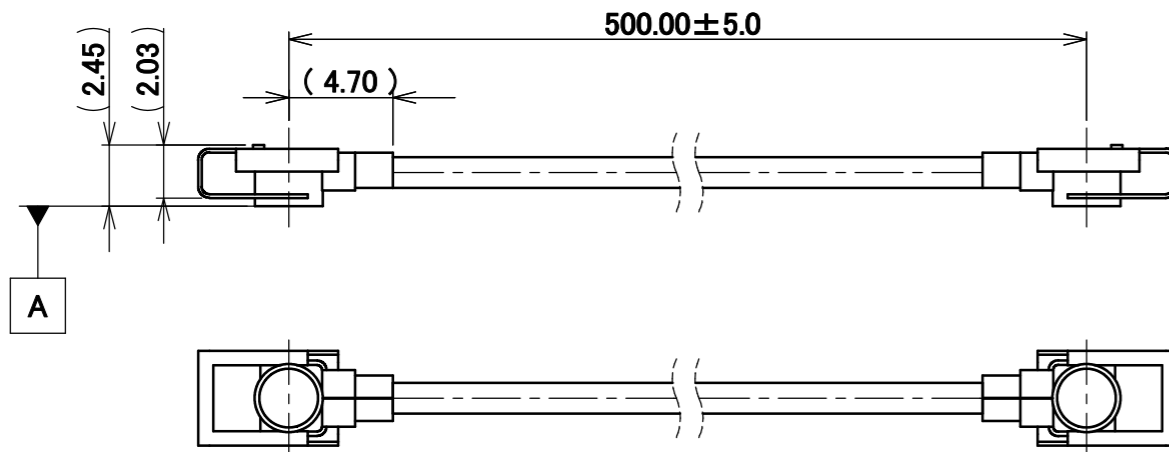
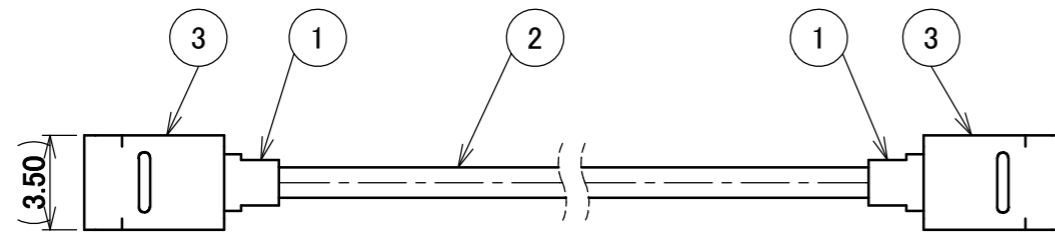
PLEASE CONTACT I-PEX FOR REQUESTS OTHER THAN THIS SPECIFICATIONS.  
PLEASE NOTE IF SPECIFICATIONS CHANGE, PART NO. WILL ALSO CHANGE.

NOTES

1. PACKING : PLASTIC BAG
2. PERMISSIBLE LOAD ON THE CABLE AFTER MATING



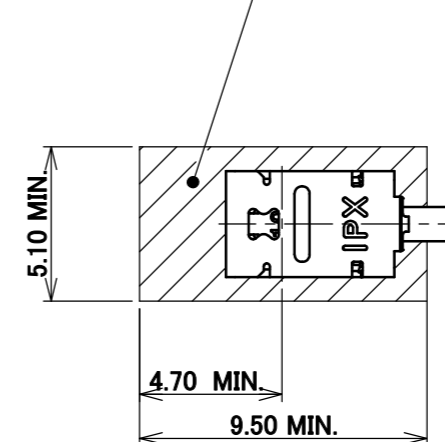
3. CABLE CRIMP STRENGTH : 15N MIN.
4. ORIENTATION OF CONNECTORS :  $0^\circ \pm 45^\circ$
5. TO OPERATE LOCK PART  
FOLLOW I-PEX INSTRUCTION MANUAL HIM-17020.
6. DO NOT ROTATE THE PLUG IN THE MATING CONDITION.



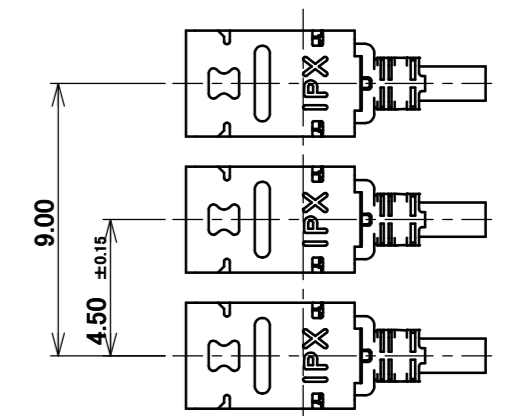
**MULTIPLE CONNECTORS LAYOUT**

**COMPONENTS PLACEMENT PROHIBITED AREA**

REQUIRED AREA FOR RECOMMENDED JIG TO OPERATE  
MHF I LK HARNESS IN 4.50 ± 0.15 mm PITCH (M.2 PITCH) SMOOTHLY.  
JIG PART NUMBER: 91492-0001



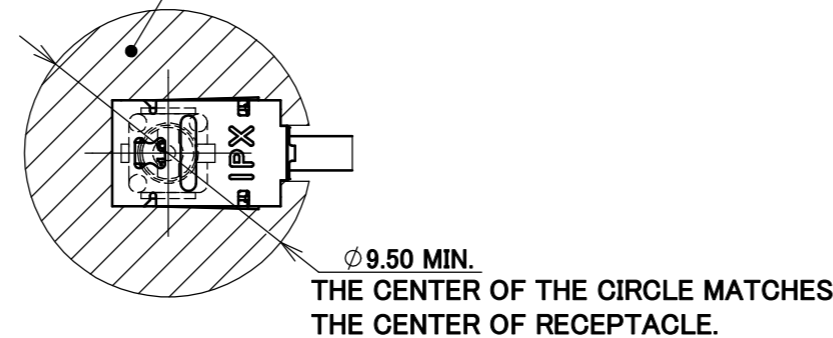
**MATING AND LOCK CONDITION  
WITH MHF I LK HARNESS NARROW PITCH**



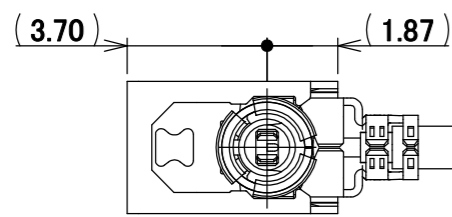
**MHF I LK HARNESS UNLOCK CONDITION  
NARROW PITCH DIMENSIONS**

**SINGLE CONNECTOR LAYOUT**

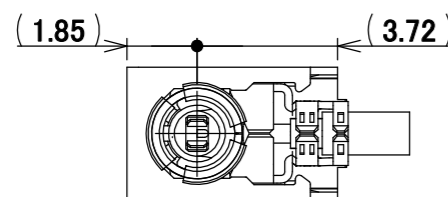
COMPONENTS PLACEMENT PROHIBITED AREA  
FOR PLUG 360° ROTATION AND UNMATING AND LOCK  
JIG PART NUMBER: 91026-0001, 91492-0001



**MATING AND LOCK CONDITION  
WITH MHF I LK HARNESS**



**UNLOCKED CONDITION**



**LOCKED CONDITION**

DO NOT MATE WITH RECEPTACLE  
UNDER THIS LOCKED CONDITION.

3	LOCK PART	2	-
2	CABLE	1	AWG#30 $\Phi$ 1.37, BRAIDED SHIELD, BLACK
1	CONNECTOR-1, 2	2	MHF I Au
NO.	DESCRIPTION	QTY	REMARK

REVISION RECORD					ANGLE $\pm 2^\circ$ 6 OVER 30 MAX. $\pm 0.3$ 6 MAX. $\pm 0.2$ 30 OVER 120 MAX. $\pm 0.5$	PROJECTION 	SERIES No. H-230031R	<b>CUSTOMER COPY</b>	
0	Z231165	TOI	2023/09/27	APP.	GENERAL TOLERANCE. DWG. M.Toida DATE 2023/09/27 CHK. K.Yufu APP. Y.Hashimoto	TITLE MHF® I-I CABLE137-1 +LK	SCALE X:1 UNIT mm	<b>I-PEX</b>	
REV.	ECN	BY	DATE	APP.	DWG. No.	8-23-0121	SIZE	SHEET	REV.
							A3	1/1	0



Halogen Free



RoHS Compliant

Confidential C

I-PEX Inc.

QKE-DFE06-02 REV.12