

PART NO.  
8-21-0048

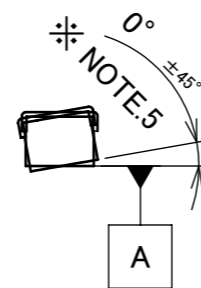
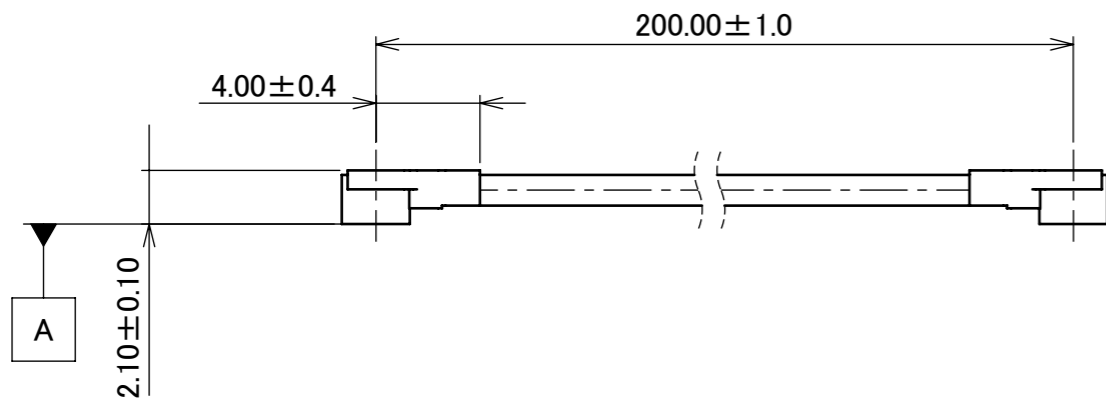
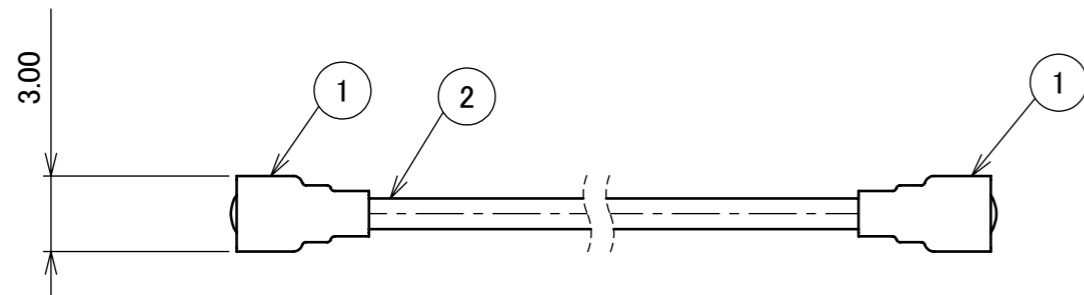


Halogen Free



RoHS Compliant

PLEASE CONTACT I-PEX FOR REQUESTS OTHER THAN THIS SPECIFICATIONS.  
PLEASE NOTE IF SPECIFICATIONS CHANGE, PART NO. WILL ALSO CHANGE.



NOTES

1. SUGGESTIONS FOR MATING & UNMATING OPERATION.

1-1. MATING

MATE THE CONNECTOR VERTICALLY,  
ALIGNING THE MATING AXIS ON PLUG AND RECEPTACLE.  
DO NOT SLANT MATE.

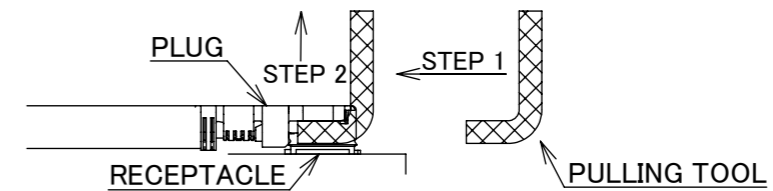
1-2. UNMATING

1-2-1.

UNMATING BY PULLING TOOL.

[P/N 90192-001 (MHF I), ]

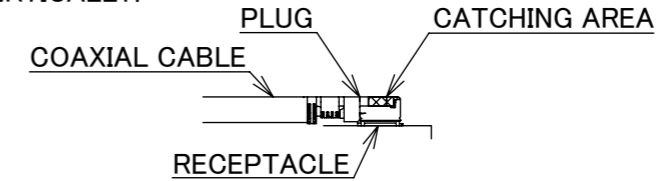
USE THE PULLING TOOL AS THE FOLLOWING, AND  
PULL PLUG TO VERTICAL DIRECTION AS DIRECTLY AS POSSIBLE.



1-2-2.

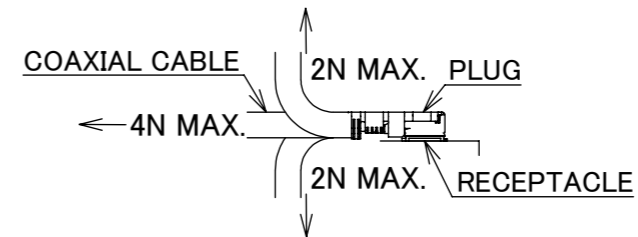
UNMATING DIRECTLY BY HAND.

HOLD THE CATCHING AREA ON PLUG AND PULL THE PLUG  
VERTICALLY.



2. PACKING : PLASTIC BAG

3. PERMISSIBLE LOAD ON THE CABLE AFTER MATING



4. CABLE CRIMP STRENGTH : 10N MIN.

5. ORIENTATION OF CONNECTORS : 0° ± 45°

2	CABLE	1	AWG#32 Φ 1.13, BRAIDED SHIELD, BLACK
1	CONNECTOR-1, 2	2	MHF I Au
NO.	DESCRIPTION	QTY	REMARK

CONSTRUCTIONS

ANGLE	±2°	6 OVER 30 MAX.	±0.3	PROJECTION	SERIES No.	CUSTOMER COPY				
		6 MAX.	±0.2	30 OVER 120 MAX.	±0.5		H-210021J			
GENERAL TOLERANCE.						TITLE	I-PEX			
DWG.	M.Toida	DATE	2024/08/06	MHF® I-I CABLE113-1		SCALE				
CHK.	-					UNIT	mm			
REV.	ECN	BY	DATE	APP.	DWG. No.	SIZE				
REVISION RECORD					K.Yufu	8-21-0048	SHEET	1/1	REV.	0