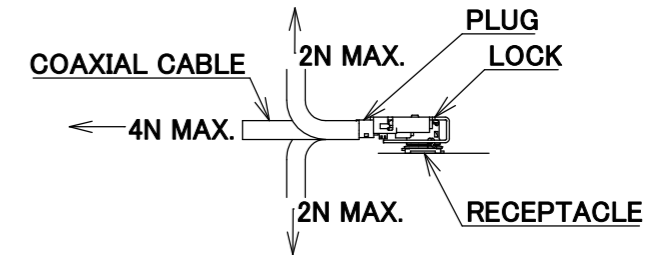


PART NO.  
8-23-0118

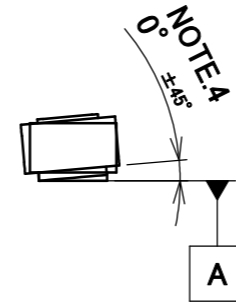
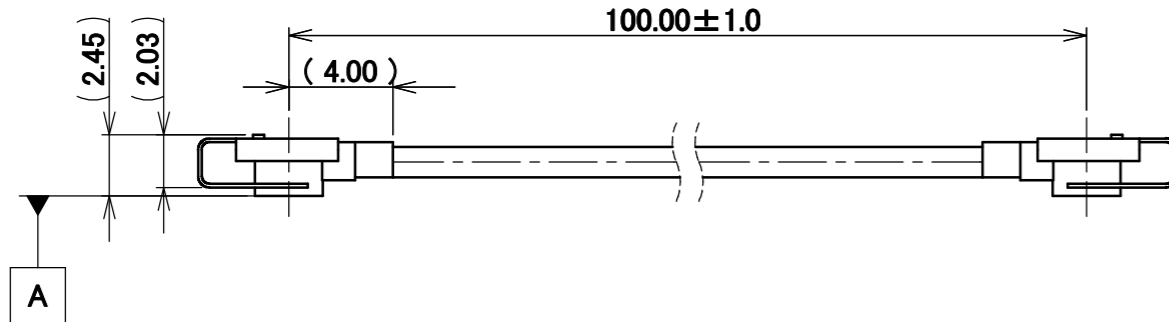
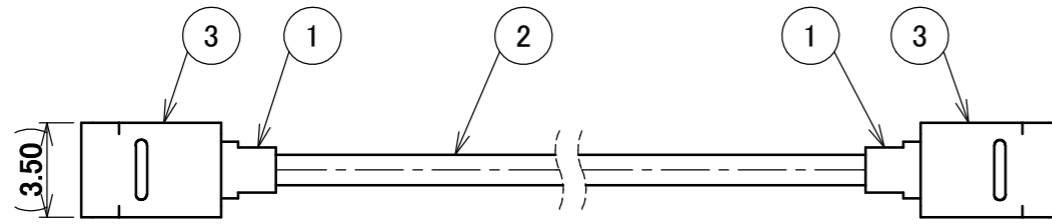
PLEASE CONTACT I-PEX FOR REQUESTS OTHER THAN THIS SPECIFICATIONS.  
PLEASE NOTE IF SPECIFICATIONS CHANGE, PART NO. WILL ALSO CHANGE.

NOTES

1. PACKING : PLASTIC BAG
2. PERMISSIBLE LOAD ON THE CABLE AFTER MATING

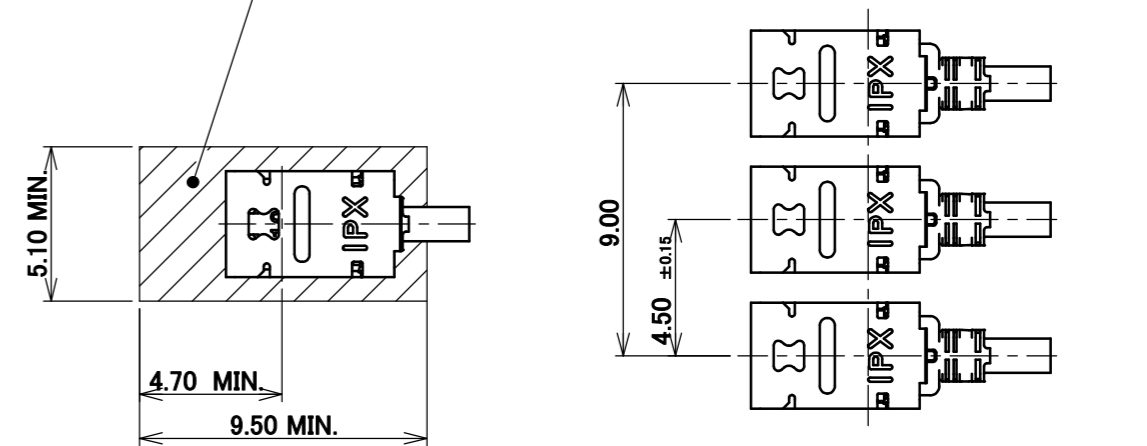


3. CABLE CRIMP STRENGTH : 10N MIN.
4. ORIENTATION OF CONNECTORS :  $0^\circ \pm 45^\circ$
5. TO OPERATE LOCK PART  
FOLLOW I-PEX INSTRUCTION MANUAL HIM-17020.
6. DO NOT ROTATE THE PLUG IN THE MATING CONDITION.



MULTIPLE CONNECTORS LAYOUT

COMPONENTS PLACEMENT PROHIBITED AREA  
REQUIRED AREA FOR RECOMMENDED JIG TO OPERATE  
MHF I LK HARNESS IN 4.50 ± 0.15 mm PITCH (M.2 PITCH) SMOOTHLY.  
JIG PART NUMBER: 91492-0001

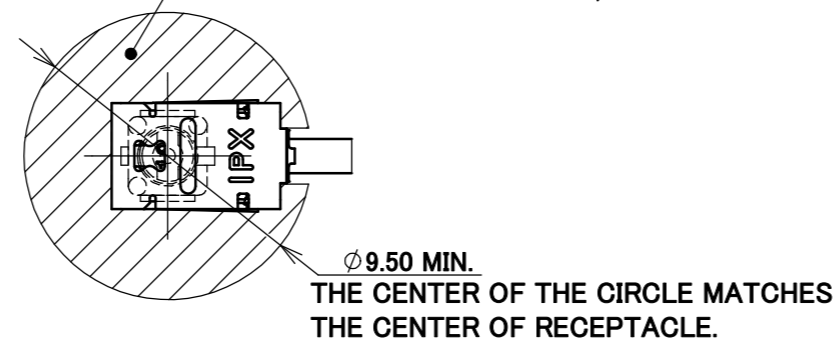


MATING AND LOCK CONDITION  
WITH MHF I LK HARNESS NARROW PITCH

MHF I LK HARNESS UNLOCK CONDITION  
NARROW PITCH DIMENSIONS

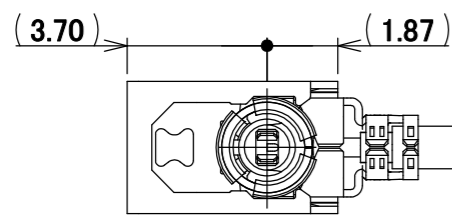
SINGLE CONNECTOR LAYOUT

COMPONENTS PLACEMENT PROHIBITED AREA  
FOR PLUG 360° ROTATION AND UNMATING AND LOCK  
JIG PART NUMBER: 91026-0001, 91492-0001

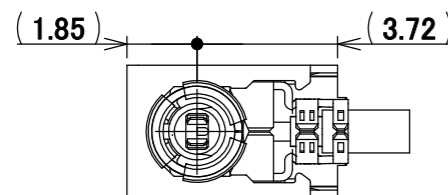


THE CENTER OF THE CIRCLE MATCHES  
THE CENTER OF RECEPTACLE.

MATING AND LOCK CONDITION  
WITH MHF I LK HARNESS



UNLOCKED CONDITION



LOCKED CONDITION

DO NOT MATE WITH RECEPTACLE  
UNDER THIS LOCKED CONDITION.

|     |                |     |   |
|-----|----------------|-----|---|
| 3   | LOCK PART      | 2   | -   |
| 2   | CABLE          | 1   | AWG#32 $\Phi$ 1.13, BRAIDED SHIELD, BLACK |
| 1   | CONNECTOR-1, 2 | 2   | MHF I Au                                  |
| NO. | DESCRIPTION    | QTY | REMARK                                    |

|                 |         |     |            |      |                    |               |                |            |                               |            |               |       |       |      |
|-----------------|---------|-----|------------|------|--------------------|---------------|----------------|------------|-------------------------------|------------|---------------|-------|-------|------|
| REVISION RECORD |         |     |            |      | ANGLE              | $\pm 2^\circ$ | 6 OVER 30 MAX. | $\pm 0.3$  | PROJECTION                    | SERIES No. | CUSTOMER COPY |       |       |      |
|                 |         |     |            |      |                    |               |                |            |                               | H-2300310  |               |       |       |      |
|                 |         |     |            |      | GENERAL TOLERANCE. |               |                |            | TITLE                         |            | SCALE         |       |       |      |
|                 |         |     |            |      | DWG.               | M.Toida       | DATE           | 2023/09/27 | MHF®<br>I-I CABLE113-1<br>+LK |            | X:1           | I-PEX |       |      |
|                 |         |     |            |      | CHK.               | K.Yufu        |                |            |                               |            | UNIT          |       |       |      |
| 0               | Z231165 | TOI | 2023/09/27 | APP. | Y.Hashimoto        |               |                | DWG. No.   |                               | 8-23-0118  | mm            | SIZE  | SHEET | REV. |
| REV.            | ECN     | BY  | DATE       | APP. |                    |               |                |            |                               |            | A3            | 1/1   | 0     |      |



Halogen Free



RoHS Compliant

Confidential C

I-PEX Inc.

QKE-DFE06-02 REV.12