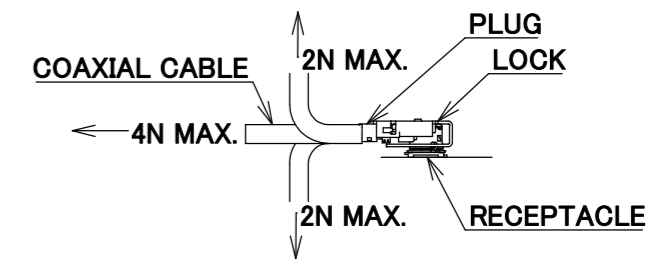


PART NO.
8-21-0047

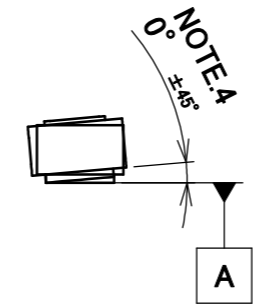
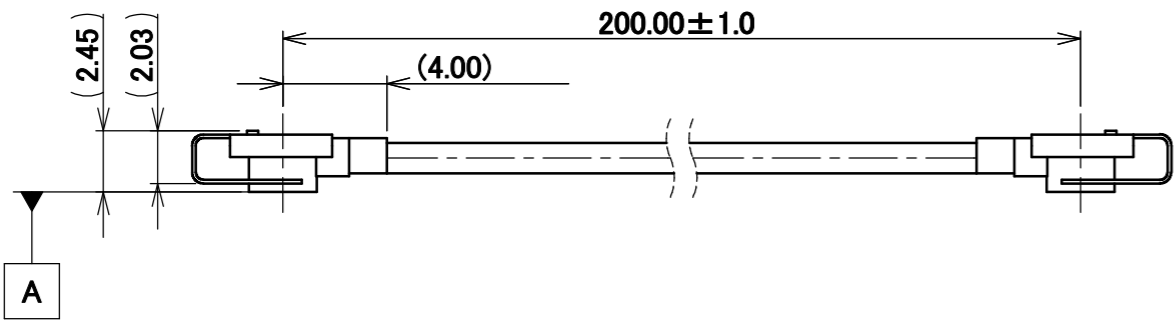
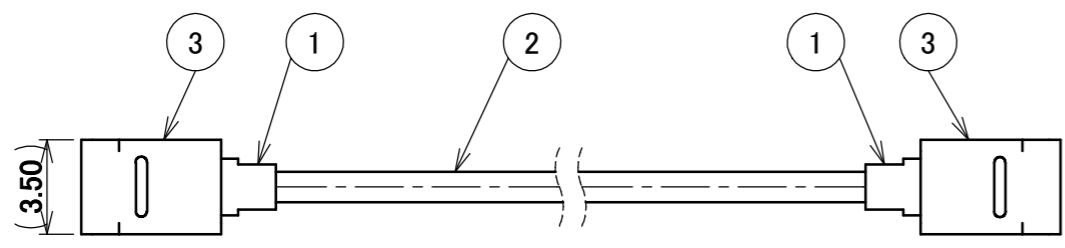
PLEASE CONTACT I-PEX FOR REQUESTS OTHER THAN THIS SPECIFICATIONS.
PLEASE NOTE IF SPECIFICATIONS CHANGE, PART NO. WILL ALSO CHANGE.

NOTES

1. PACKING : PLASTIC BAG
2. PERMISSIBLE LOAD ON THE CABLE AFTER MATING



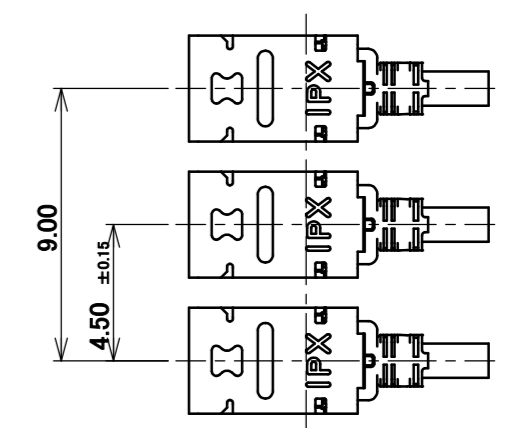
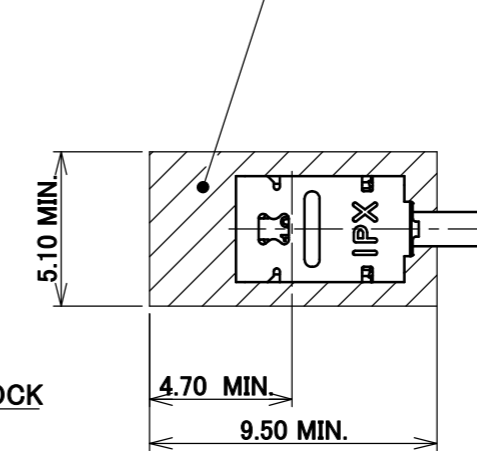
3. CABLE CRIMP STRENGTH : 10N MIN.
4. ORIENTATION OF CONNECTORS : $0^\circ \pm 45^\circ$
5. TO OPERATE LOCK PART
FOLLOW I-PEX INSTRUCTION MANUAL HIM-17020.
6. DO NOT ROTATE THE PLUG IN THE MATING CONDITION.



MULTIPLE CONNECTORS LAYOUT

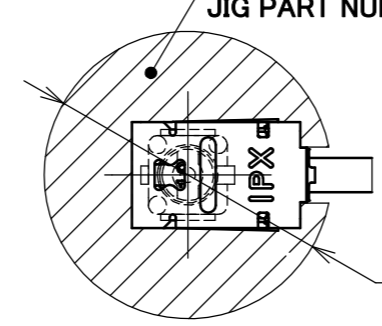
COMPONENTS PLACEMENT PROHIBITED AREA

REQUIRED AREA FOR RECOMMENDED JIG TO OPERATE
MHF I LK HARNESS IN 4.50 ± 0.15 mm PITCH (M.2 PITCH) SMOOTHLY.
JIG PART NUMBER: 91492-0001

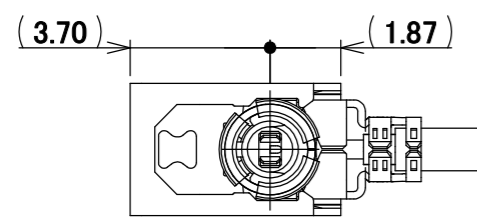


SINGLE CONNECTOR LAYOUT

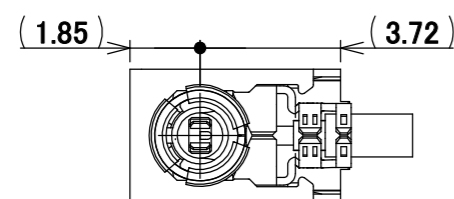
COMPONENTS PLACEMENT PROHIBITED AREA
FOR PLUG 360° ROTATION AND UNMATING AND LOCK
JIG PART NUMBER: 91026-0001, 91492-0001



MATING AND LOCK CONDITION WITH MHF I LK HARNESS



UNLOCKED CONDITION



LOCKED CONDITION


DO NOT MATE WITH RECEPTACLE UNDER THIS LOCKED CONDITION.

MATING AND LOCK CONDITION WITH MHF I LK HARNESS NARROW PITCH

MHF I LK HARNESS UNLOCK CONDITION NARROW PITCH DIMENSIONS

3	LOCK PART	2	-
2	CABLE	1	AWG#32 Φ 1.13, BRAIDED SHIELD, BLACK
1	CONNECTOR-1, 2	2	MHF I Au
NO.	DESCRIPTION	QTY	REMARK

ANGLE	$\pm 2^\circ$	6 OVER 30 MAX.	± 0.3	PROJECTION 	SERIES No. H-230031D	CUSTOMER COPY
		6 MAX.	± 0.2			
GENERAL TOLERANCE.				TITLE MHF® I-I CABLE113-1 +LK	SCALE X:1	UNIT mm
DWG.	M.Toida	DATE	2023/09/22			
CHK.	K.Yufu			DWG. No. 8-21-0047	SIZE A3	SHEET 1/1
REV.	ECN	BY	DATE			
REVISION RECORD				Y.Hashimoto		



Confidential C

I-PEX Inc.

QKE-DFE06-02 REV.12