PART No.	L
8-25-0048	200.0±2.0mm

PLEASE CONTACT I-PEX FOR REQUESTS OTHER THAN THIS SPECIFICATIONS.
PLEASE NOTE IF SPECIFICATIONS CHANGE, P/N WILL ALSO CHANGE.

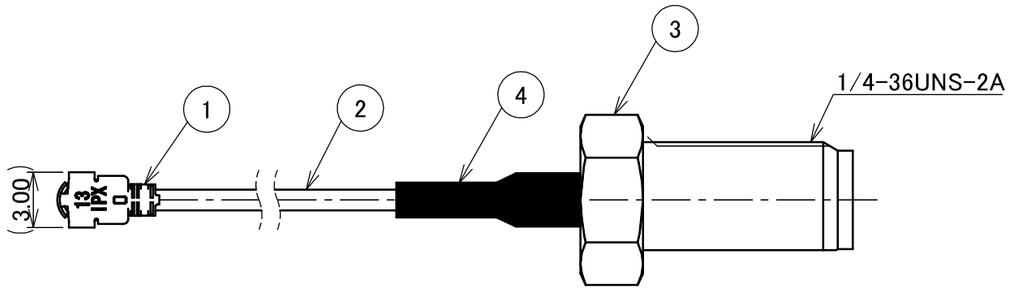

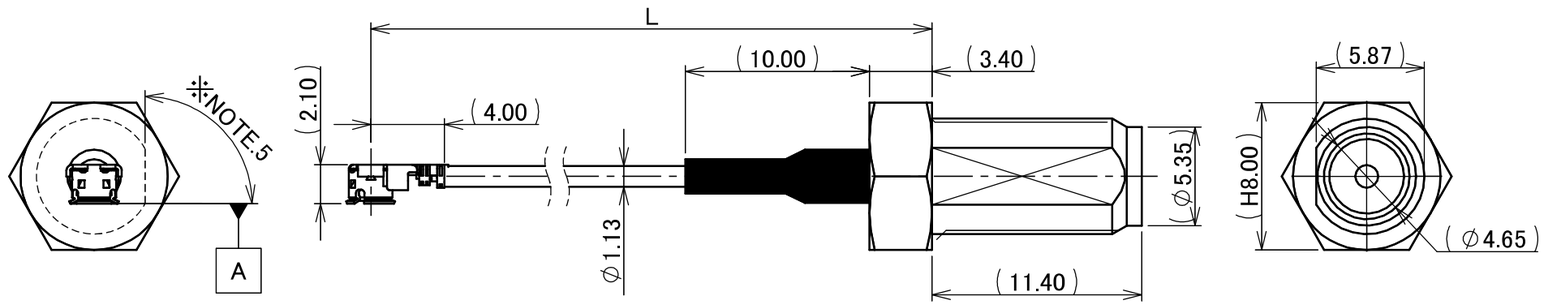

NOTES
1. PACKING : PLASTIC BAG
2. CABLE CRIMP STRENGTH OF MHF I SIDE : 10N MIN.
   CABLE CRIMP STRENGTH OF SMA JACK SIDE : 19.6N MIN.
3. PERMISSIBLE LOAD ON THE CABLE AFTER MATING

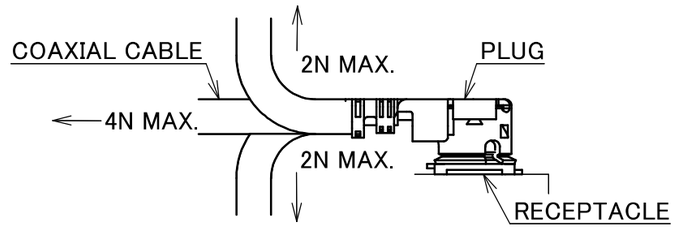

4. SUGGESTIONS FOR MATING & UNMATING OPERATION.
   4-1. MATING
   MATE THE CONNECTOR VERTICALLY,
   ALIGNING THE MATING AXIS ON PLUG AND RECEPTACLE.
   DO NOT SLANT MATE.
   4-2. UNMATING
   4-2-1.
   UNMATING BY PULLING TOOL.(P/N:90192-001)
   USE THE PULLING TOOL AS THE FOLLOWING, AND
   PULL PLUG TO VERTICAL DIRECTION AS DIRECTLY AS POSSIBLE.

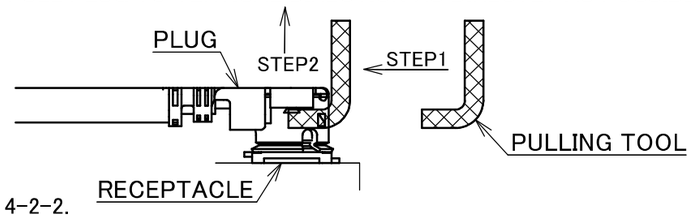

4-2-2.
UNMATING DIRECTLY BY HAND.
HOLD THE CATCHING AREA ON PLUG AND PULL THE PLUG VERTICALLY.

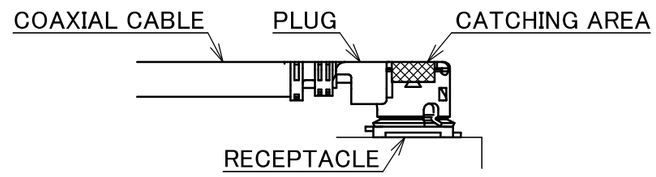

5. THE ORIENTATION OF THE D-CUT ON THE SMA JACK RELATIVE TO THE MATING SURFACE OF THE MHF I PLUG SHALL NOT BE CONTROLLED.

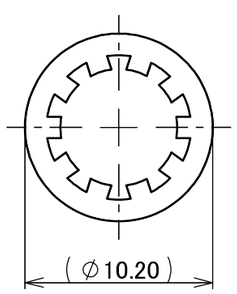

ACCESSORY-1
WASHER

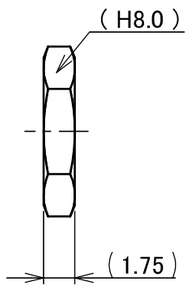

ACCESSORY-2
NUT

RoHS Compliant

NO.	DESCRIPTION	QTY	REMARK
4	HEAT SHRINK TUBE	1	COLOR : BLACK
3	SMA JACK	1	–
2	CABLE	1	AWG#32 Φ1.13, BRAIDED SHIELD + Cu-PET TAPE, BLACK
1	CONNECTOR	1	MHF I Au

REV.	ECN	BY	DATE	APP.
0	Z250095	TOI	2025/02/26	–

REVISION RECORD

ANGLE	±2°	6 OVER 30 MAX.	±0.3
6 MAX.	±0.2	30 OVER 120 MAX.	±0.5

GENERAL TOLERANCE.

PROJECTION

SERIES No. H-240048C

CUSTOMER COPY

DWG. M.Toida DATE 2025/02/26
CHK. T.Takuno
APP. K.Yufu

TITLE MHF® I-0 CABLE113-7 +SMA(J)

DWG. No. 8-25-0048

SCALE 3:1
UNIT mm
SIZE A3
SHEET 1/1
REV. 0

I-PEX

Confidential C

I-PEX Inc.

QKE-DFFDE06-02 REV.12