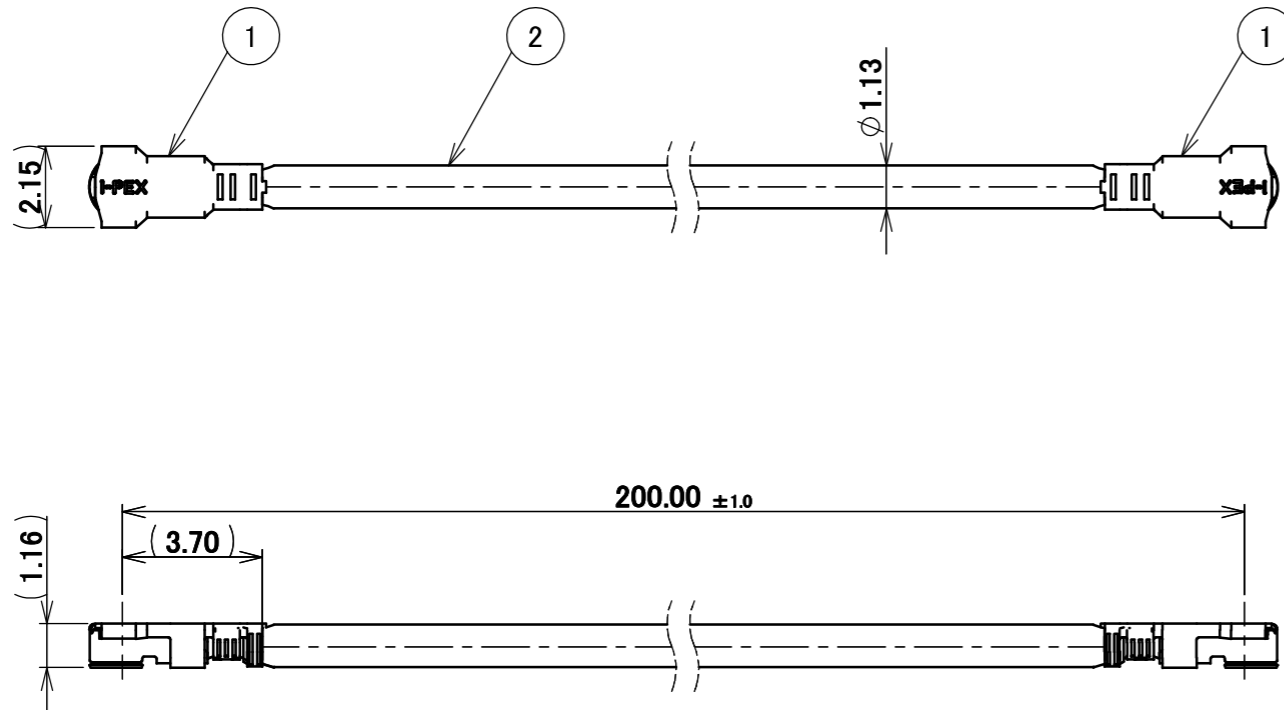


PART NO.
8-21-0046

PLEASE CONTACT I-PEX FOR REQUESTS OTHER THAN THIS SPECIFICATIONS.
PLEASE NOTE IF SPECIFICATIONS CHANGE, PART NO. WILL ALSO CHANGE.



NOTES

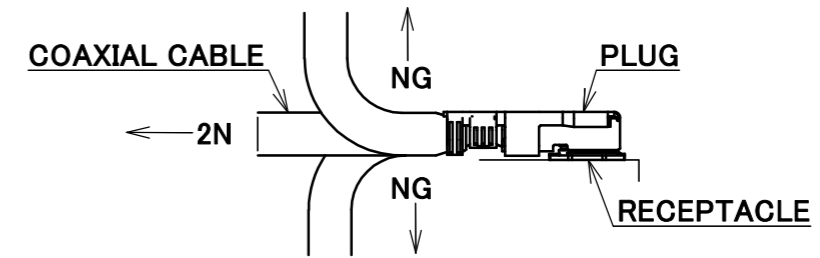
1. ORIENTATION OF CONNECTOR
 $0^\circ \pm 45^\circ$
2. CABLE CRIMP STRENGTH : 10N MIN.
3. PACKING : BAG
4. PERMISSIBLE LOAD ON THE CABLE AFTER MATING.



Halogen Free



RoHS Compliant



5. SUGGESTIONS FOR MATING & UNMATING OPERATION.

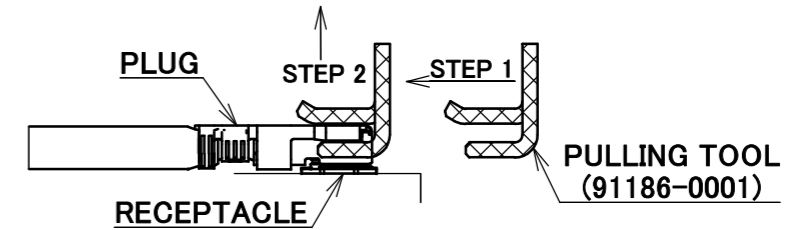
5-1. MATING

MATE THE CONNECTOR VERTICALLY,
ALIGNING THE MATING AXIS ON PLUG AND RECEPTACLE.
DO NOT SLANT MATE.

5-2. UNMATING

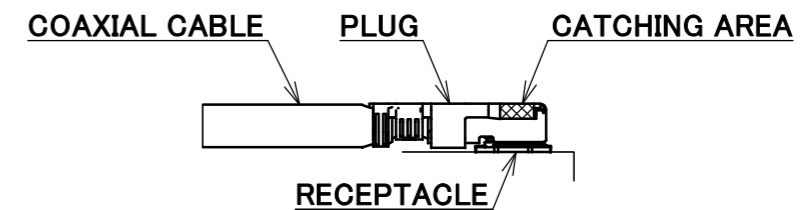
5-2-1.

UNMATING BY PULLING TOOL (P/N : 91186-0001).
USE THE PULLING TOOL AS THE FOLLOWING, AND
PULL PLUG TO VERTICAL DIRECTION AS DIRECTLY AS POSSIBLE.



5-2-2.

UNMATING DIRECTLY BY HAND.
HOLD THE CATCHING AREA ON PLUG AND PULL THE PLUG
VERTICALLY.



2	CABLE	1	AWG#32 Φ 1.13, BRAIDED SHIELD + Cu-PET TAPE, BLACK		
1	CONNECTOR-1,2	2	MHF 7S Ni-TOP		
NO.	DESCRIPTION	QTY	REMARK		
			ANGLE	$\pm 2^\circ$	6 OVER 30 MAX. ± 0.3
				6 MAX. ± 0.2	30 OVER 120 MAX. ± 0.5
			GENERAL TOLERANCE.		
			DWG.	DATE	TITLE
			M.Toida	2023/09/22	MHF [®] 7S-7S CABLE113-1
			CHK.		SERIES No.
			K.Yufu		H-230031C
0	Z231129	TOI	2023/09/22		CUSTOMER COPY
REV.	ECN	BY	DATE	APP.	SCALE
				Y.Hashimoto	5:1
					UNIT
					mm
					SIZE
					A3
					SHEET
					1/1
					REV.
					0