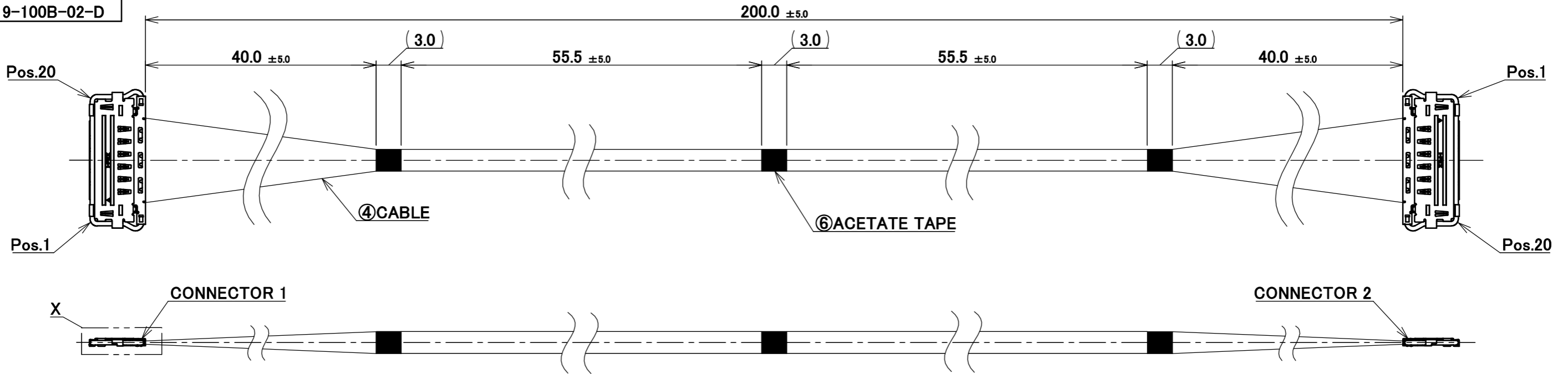
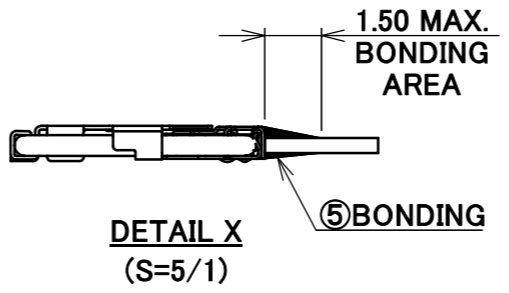
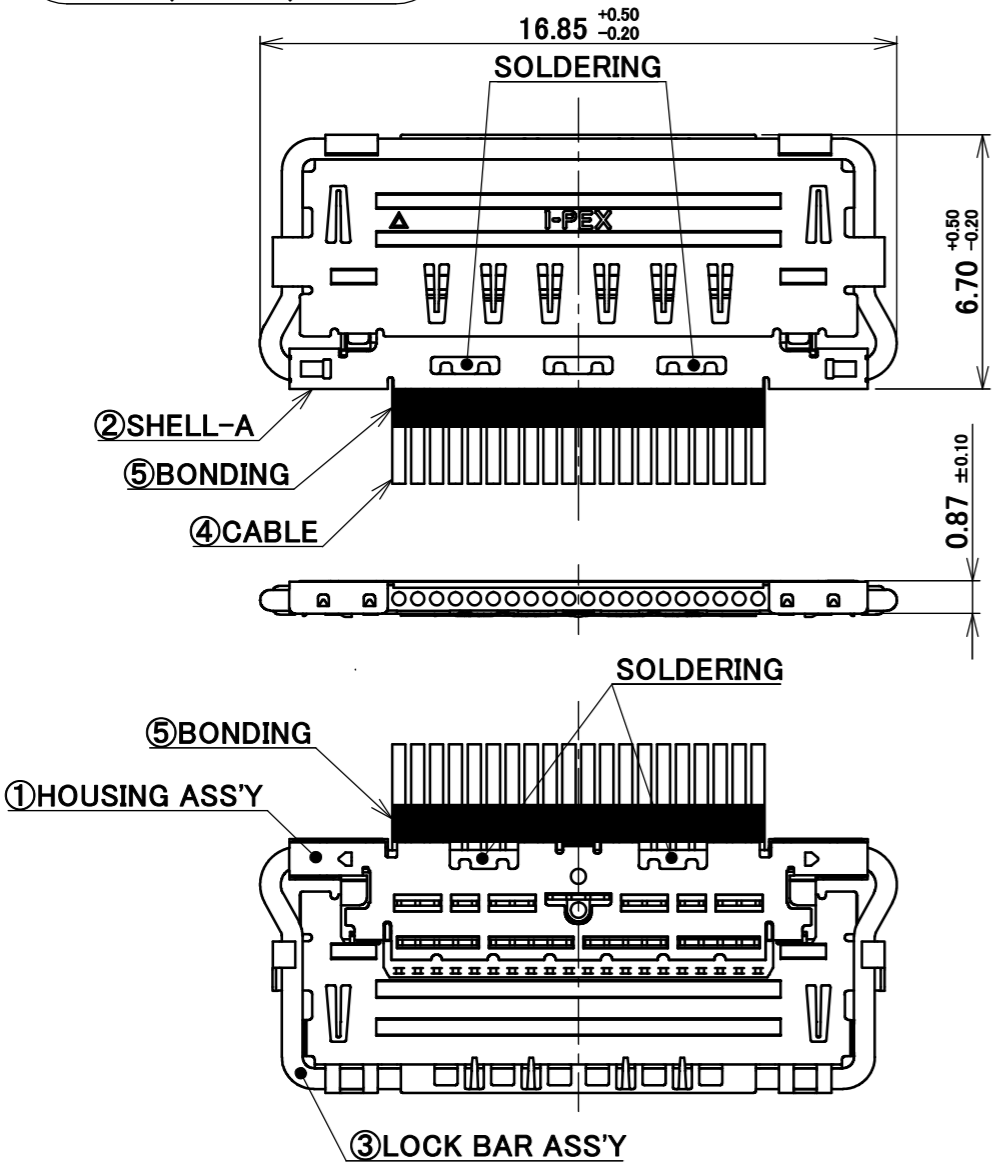


PART No.  
81619-100B-02-D



CONNECTOR 1&2  
(S=5/1)



NOTE.

- TO HANDLE THIS CONNECTOR YOU MUST READ AND FOLLOW THE INSTRUCTION MANUAL BELOW. I-PEX INSTRUCTION MANUAL No.HIM-17015.
- ELECTRIC CHARACTERISTICS  
WITHSTANDVOLTAGE : AC 250V(1SEC.) LEAKAGE CURRENT 2.0mA MAX.  
INSULATION RESISTANCE : 50MΩ MIN. DC 100V (0.5SEC.)
- THE OPERATING TEMPERATURE OF THE HARNESS : 80°C MAX.

PIN ASSIGNMENT		
CONNECTOR 1	CABLE	CONNECTOR 2
20	MICRO-COAXIAL CABLE AWG#40 50 OHM, BLUE	1
19	MICRO-COAXIAL CABLE AWG#40 50 OHM, BLUE	2
.	MICRO-COAXIAL CABLE AWG#40 50 OHM, BLUE	.
2	MICRO-COAXIAL CABLE AWG#40 50 OHM, BLUE	19
1	MICRO-COAXIAL CABLE AWG#40 50 OHM, BLUE	20

NO.	DESCRIPTION	PARTS NO.	QTY	REMARKS
6	ACETATE TAPE	-	3	BLACK
5	BONDING	-	-	UV GLUE
4	CABLE	-	20	MICRO-COAXIAL CABLE AWG#40 50 OHM, BLUE
3	LOCK BAR ASS'Y	20848-020T-01	2	CONNECTOR 1 & 2
2	SHELL-A	3427-0201	2	CABLIN®-VS II PLUG P/N : 20846-020T-01 CONNECTOR TO BE MATED : 20849-020E-01
1	HOUSING ASS'Y	20847-020T-01	2	

REVISION RECORD				ANGLE ±2° 6 OVER 30 MAX. ±0.3 6 MAX. ±0.2 30 OVER 120 MAX. ±0.5 DWG. R.Takei DATE 2023/09/20 CHK. - APP. H.Ikari	PROJECTION SERIES No. IH-200016 TITLE CABLIN®-VS II 20P HARNESS DWG. No. 81619	CUSTOMER COPY SCALE 2:1 UNIT mm SIZE A3 SHEET 1/1 REV. 0
-----------------	--	--	--	--	---	---