| PART NO. |
|---|
| 82441-100B-02-D |

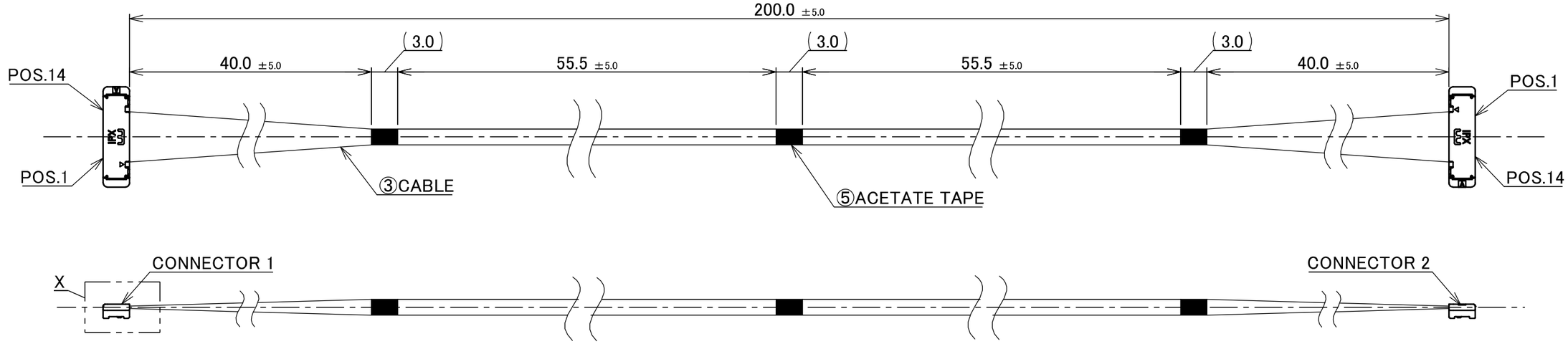


CONNECTOR 1&2
(S=5/1)

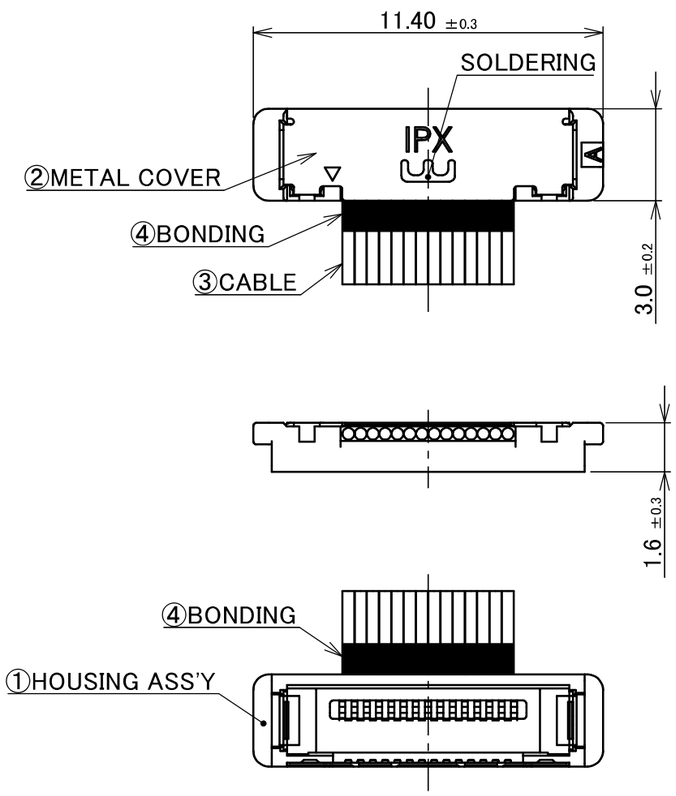


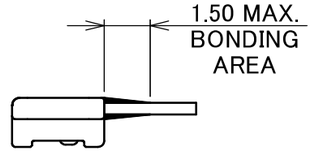


DETAIL X
(S=5/1)

| PIN ASSIGNMENT | | |
|---|---|---|
| CONNECTOR 1 | CABLE | CONNECTOR 2 |
| 14 | MICRO-COAXIAL CABLE AWG#40 50 OHM, BLUE | 1 |
| 13 | MICRO-COAXIAL CABLE AWG#40 50 OHM, BLUE | 2 |
| ⋮ | MICRO-COAXIAL CABLE AWG#40 50 OHM, BLUE | ⋮ |
| 2 | MICRO-COAXIAL CABLE AWG#40 50 OHM, BLUE | 13 |
| 1 | MICRO-COAXIAL CABLE AWG#40 50 OHM, BLUE | 14 |

NOTE.
1.TO HANDLE THIS CONNECTOR
YOU MUST READ AND FOLLOW THE INSTRUCTION MANUAL BELOW.
I-PEX INSTRUCTION MANUAL No.HIM-04001.
2. ELECTRIC CHARACTERICTICS
WITHSTANDVOLTAGE : AC 250V LEAKAGE CURRENT 2.0mA MAX.
INSULATION RESISTANCE : 50MΩ MIN. DC 100V
3. THE OPERATING TEMPERATURE OF THE HARNESS : 80℃ MAX.
4. RATING VOLTAGE : 30V

| NO. | DESCRIPTION | PARTS NO. | QTY | REMARKS |
|---|---|---|---|---|
| 5 | ACETATE TAPE | – | 3 | BLACK |
| 4 | BONDING | – | – | UV GLUE |
| 3 | CABLE | – | 14 | MICRO-COAXIAL CABLE AWG #40, 50 OHM, BLUE |
| 2 | METAL COVER | 2182-014-03 | 2 | CONNECTOR 1&2<br>CABLINE®-SS PLUG P/N : 20380-R14T-06<br>CONNECTOR TO BE MATED : 20374-R14E-31 |
| 1 | HOUSING ASSEMBLY | 20373-R14T-06 | 2 | |

| REV. | ECN | BY | DATE | APP. |
|---|---|---|---|---|
| 0 | Z250808 | K.B | May/22/'25 | – |

REVISION RECORD

| | | | |
|---|---|---|---|
| ANGLE | ±2° | 6 OVER 30 MAX. | ±0.3 |
| 6 MAX. | ±0.2 | 30 OVER 120 MAX. | ±0.5 |

GENERAL TOLERANCE.

PROJECTION

SERIES No. IH-200016

CUSTOMER COPY

DWG. K.Baba DATE 2025/05/22

CHK. R.Takei

APP. H.Ikari

TITLE CABLINE®-SS 14P HARNESS

DWG. No. 82441

SCALE 2:1 UNIT mm SIZE A3 SHEET 1/1 REV. 0

I-PEX

Confidential C

I-PEX Inc.

QKE-DFFDE06-02 REV.12