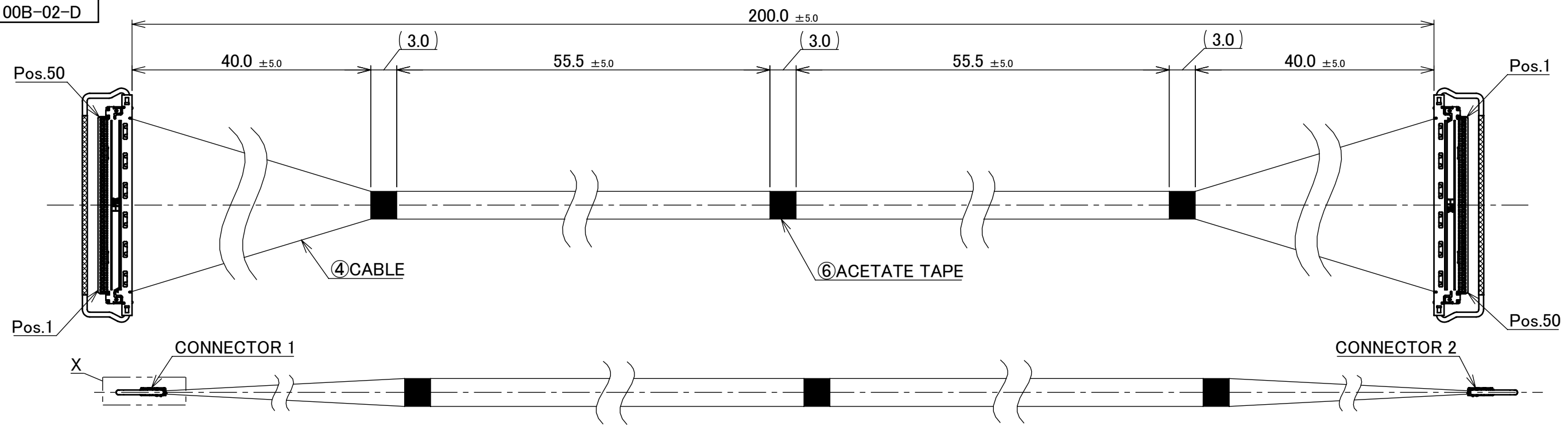
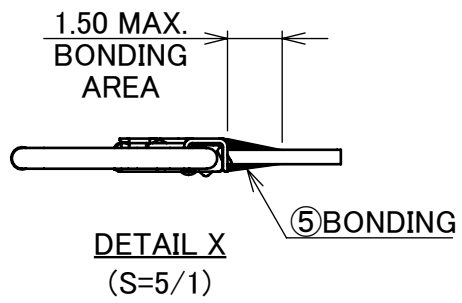
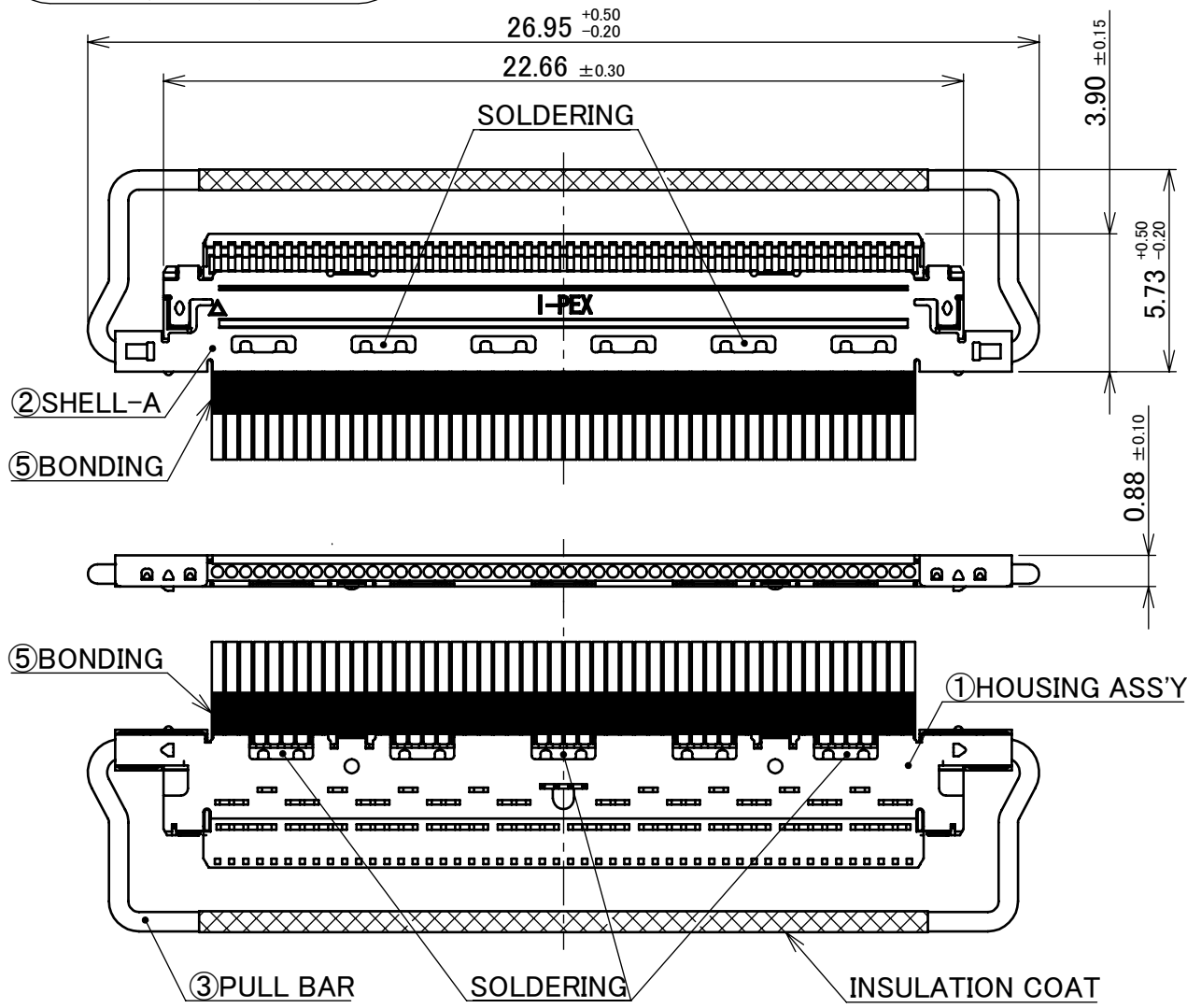


PART No.
82145-100B-02-D



**CONNECTOR 1&2
(S=5/1)**



- NOTE.
1. TO HANDLE THIS CONNECTOR YOU MUST READ AND FOLLOW THE INSTRUCTION MANUAL BELOW. I-PEX INSTRUCTION MANUAL No.HIM-09008.
 2. ELECTRIC CHARACTERISTICS
WITHSTANDVOLTAGE : AC 250V LEAKAGE CURRENT 2.0mA MAX.
INSULATION RESISTANCE : 50MΩ MIN. DC 100V
 3. THE OPERATING TEMPERATURE OF THE HARNESS : 80°C MAX.

PIN ASSIGNMENT		
CONNECTOR 1	CABLE	CONNECTOR 2
50	MICRO-COAXIAL CABLE AWG#40 50 OHM, BLUE	1
.	MICRO-COAXIAL CABLE AWG#40 50 OHM, BLUE	.
1	MICRO-COAXIAL CABLE AWG#40 50 OHM, BLUE	50

NO.	DESCRIPTION	PARTS NO.	QTY	REMARKS
6	ACETATE TAPE	-	3	BLACK
5	BONDING	-	-	UV GLUE
4	CABLE	-	50	MICRO-COAXIAL CABLE AWG#40 50 OHM, BLUE
3	PULL BAR	2766-0501	2	CONNECTOR 1&2
2	SHELL-A	2764-0501-002	2	CABLIN [®] -CA PLUG P/N : 20633-250T-01S CONNECTOR TO BE MATED : 20525-050E-02
1	HOUSING ASS'Y	20634-150T-02	2	

REVISION RECORD				ANGLE $\pm 2^\circ$ 6 OVER 30 MAX. ± 0.3 6 MAX. ± 0.2 30 OVER 120 MAX. ± 0.5	PROJECTION 	SERIES No. IH-200016	CUSTOMER COPY
0 Z240878 K.B July/03/'24 REV. ECN BY DATE APP.				GENERAL TOLERANCE. DWG. K.Baba DATE 2024/07/03 CHK. R.Takei APP. H.Ikari	TITLE CABLIN [®] -CA 50P HARNESS	SCALE 2:1 UNIT mm	I-PEX
				DWG. No. 82145	SIZE A3	SHEET 1/1	REV. 0