PART No.
82437-100B-02-D

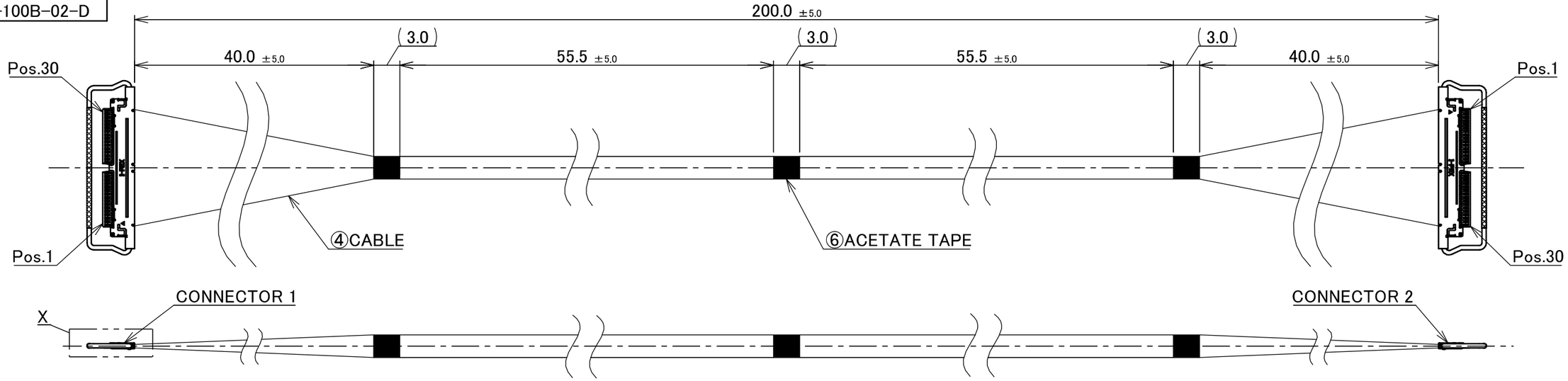

PIN ASSIGNMENT		
CONNECTOR 1	CABLE	CONNECTOR 2
30	MICRO-COAXIAL AWG#40 50 OHM, BLUE	1
29	MICRO-COAXIAL AWG#40 50 OHM, BLUE	2
⋮	MICRO-COAXIAL AWG#40 50 OHM, BLUE	⋮
2	MICRO-COAXIAL AWG#40 50 OHM, BLUE	29
1	MICRO-COAXIAL AWG#40 50 OHM, BLUE	30

NOTE.
1.TO HANDLE THIS CONNECTOR
YOU MUST READ AND FOLLOW THE INSTRUCTION MANUAL BELOW.
I-PEX INSTRUCTION MANUAL No.HIM-17010.
2. ELECTRIC CHARACTERICTICS
WITHSTANDVOLTAGE : AC 250V LEAKAGE CURRENT 2.0mA MAX.
INSULATION RESISTANCE : 50MΩ MIN. DC 100V
3. THE OPERATING TEMPERATURE OF THE HARNESS : 80℃ MAX.
4. RATING VOLTAGE : 30V

CONNECTOR 1&2
(S=5/1)

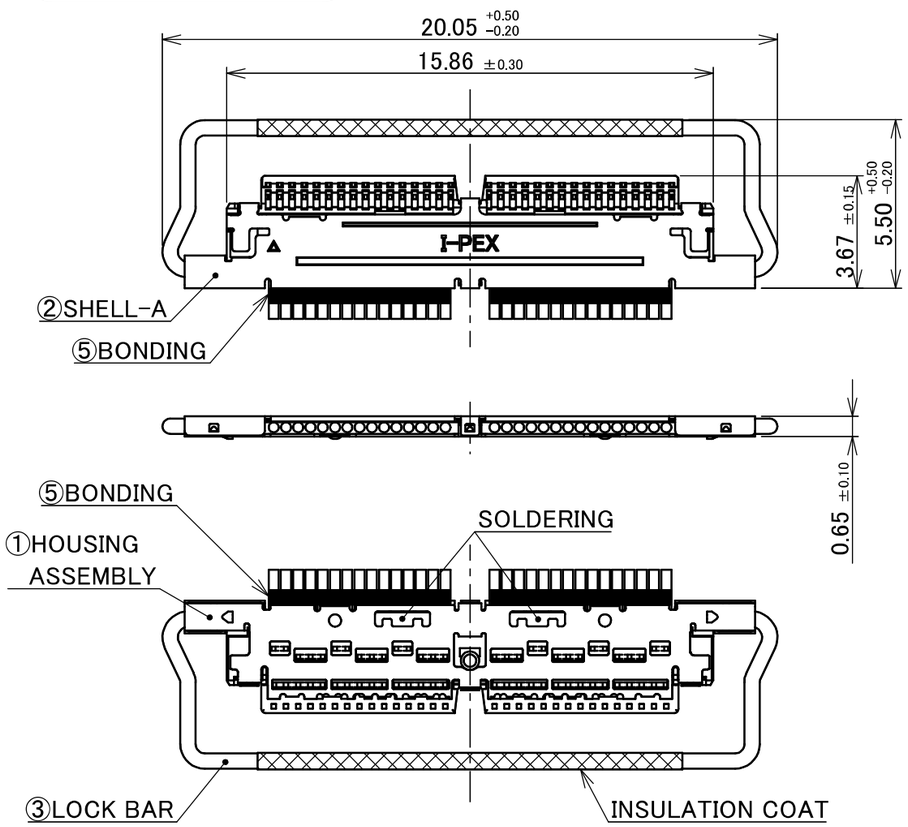

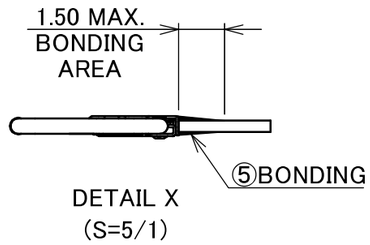

NO.	DESCRIPTION	PARTS NO.	QTY	REMARKS
6	ACETATE TAPE	–	3	BLACK
5	BONDING	–	–	UV GLUE
4	CABLE	–	30	MICRO-COAXIAL AWG #40, 50 OHM, BLUE
3	LOCK BAR	3300-0301	2	CONNECTOR 1&2
2	SHELL-A	3298-0301	2	CABLINE®-CAL PLUG P/N : 20728-030T-01
1	HOUSING ASSEMBLY	20777-030T-01	2	CONNECTOR TO BE MATED : 20729-030E-02

REV.	ECN	BY	DATE	APP.
0	Z250808	K.B	May/22/'25	–

REVISION RECORD

ANGLE ±2°	6 OVER 30 MAX. ±0.3	PROJECTION	SERIES No. IH-200016
6 MAX. ±0.2	30 OVER 120 MAX. ±0.5		CUSTOMER COPY
GENERAL TOLERANCE.		TITLE CABLINE®-CAL 30P HARNESS	SCALE 2:1
DWG. K.Baba	DATE 2025/05/22		UNIT mm
CHK. R.Takei			I-PEX
APP. H.Ikari		DWG. No. 82437	SIZE A3 / SHEET 1/1 / REV. 0

Confidential C

I-PEX Inc.

QKE-DFFDE06-02 REV.12