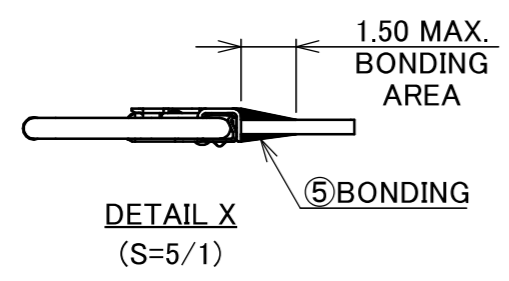
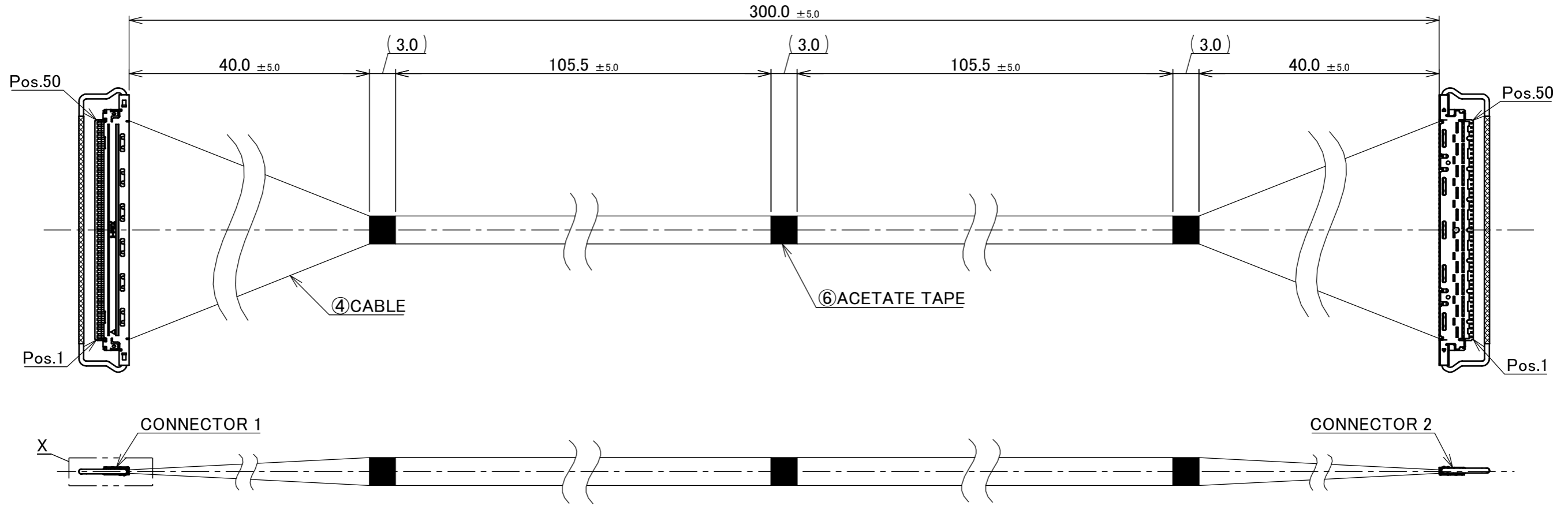


PART No.
83066-100B-01-D



PIN ASSIGNMENT		
CONNECTOR 1	CABLE	CONNECTOR 2
50	MICRO-COAXIAL CABLE AWG#40 50 OHM, BLUE	50
49	MICRO-COAXIAL CABLE AWG#40 50 OHM, BLUE	49
⋮	MICRO-COAXIAL CABLE AWG#40 50 OHM, BLUE	⋮
2	MICRO-COAXIAL CABLE AWG#40 50 OHM, BLUE	2
1	MICRO-COAXIAL CABLE AWG#40 50 OHM, BLUE	1

6	ACETATE TAPE	-	3	BLACK
5	BONDING	-	-	UV GLUE
4	CABLE	-	50	MICRO-COAXIAL CABLE AWG#40 50 OHM, BLUE
3	PULL BAR	2576-150-00	2	CONNECTOR 1&2 CABLIN [®] -VS PLUG P/N : 20453-250T-03S CONNECTOR TO BE MATED : 20455-050E-66
2	SHELL-A	2574-0502	2	
1	HOUSING ASSEMBLY	20454-250T-01	2	
NO.	DESCRIPTION	PARTS NO.	QTY	REMARKS

- NOTE.
- TO HANDLE THIS CONNECTOR YOU MUST READ AND FOLLOW THE INSTRUCTION MANUAL BELOW. I-PEX INSTRUCTION MANUAL No.HIM-08004.
 - ELECTRIC CHARACTERISTICS
WITHSTANDVOLTAGE : AC 250V LEAKAGE CURRENT 2.0mA MAX.
INSULATION RESISTANCE : 50MΩ MIN. DC 100V
 - THE OPERATING TEMPERATURE OF THE HARNESS : 80°C MAX.
 - RATING VOLTAGE : 30V

					ANGLE	±2°	6 OVER 30 MAX.	±0.3	PROJECTION ⊕	SERIES No. IH-200016	CUSTOMER COPY	
						6 MAX.	±0.2	30 OVER 120 MAX.				±0.5
					GENERAL TOLERANCE.				TITLE CABLIN [®] -VS 50P HARNESS	SCALE	I-PEX	
					DWG.	DATE				2:1		
					K.Fukutomi			2026/06/03		UNIT		
					CHK.	R.Takei			mm	REVISION RECORD		
0	ZM00933	K.Fu	2026/06/03	-	APP.			DWG. No.	83066		SIZE	SHEET
					T.Masunaga					A3	1/2	0

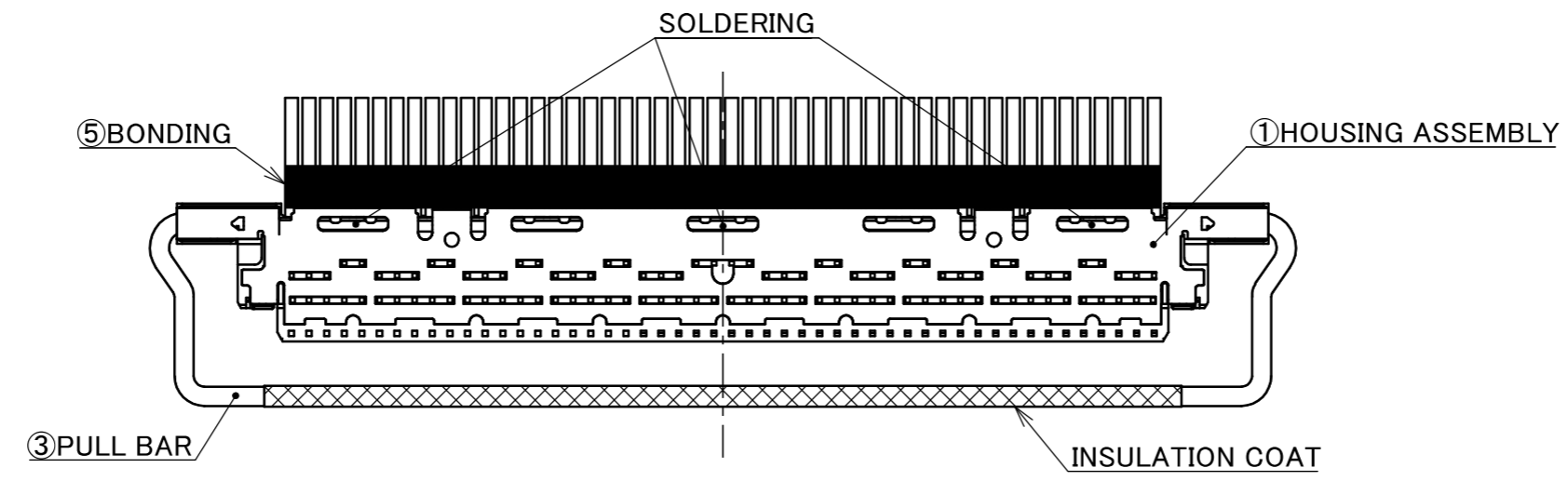
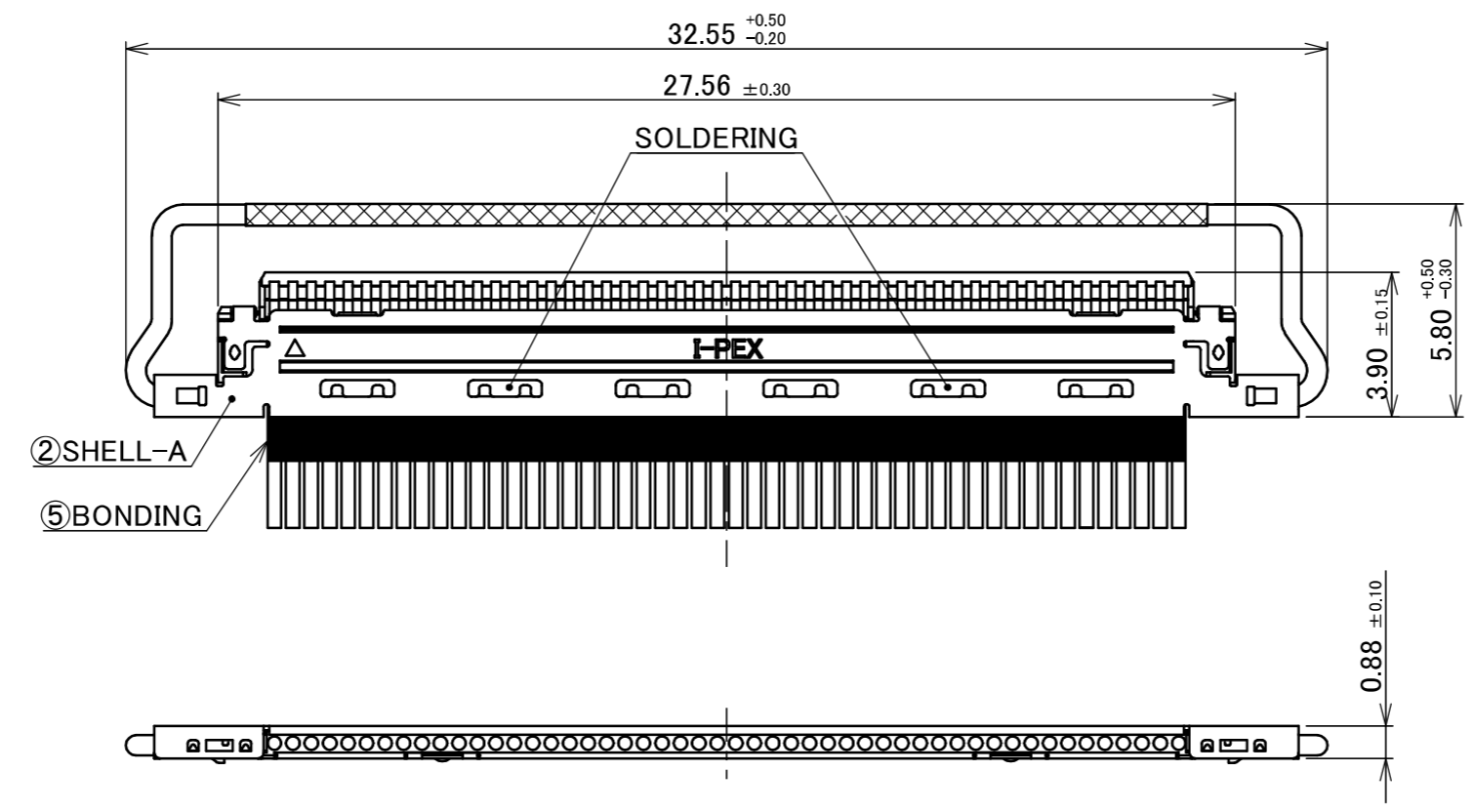
Confidential C

I-PEX Inc.

QKE-DFE06-02 REV.12

PART No.
83066-100B-01-D

CONNECTOR 1&2



ANGLE	±2°	6 OVER 30 MAX.	±0.3	PROJECTION ⊕	SERIES No. IH-200016	CUSTOMER COPY	
	6 MAX.	±0.2	30 OVER 120 MAX.				
GENERAL TOLERANCE.				TITLE		SCALE	I-PEX
DWG.	DATE			CABLIN [®] -VS 50P HARNESS		5:1	
CHK.						UNIT	
APP.				DWG. No.		mm	SIZE SHEET REV.
				83066		A3	