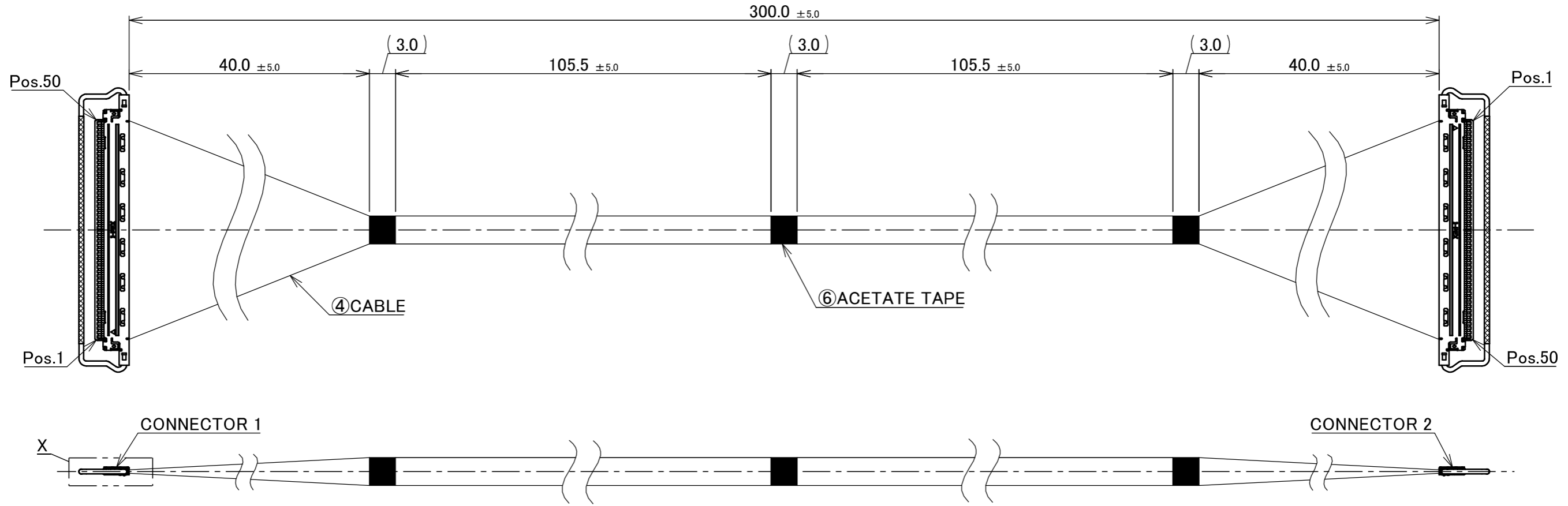
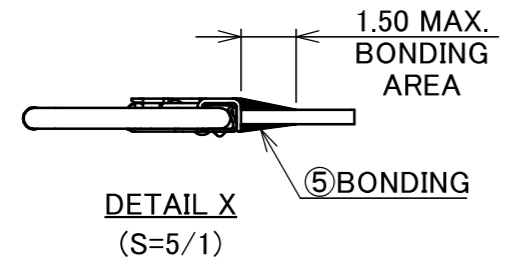


PART No.
82911-100B-02-D



PIN ASSIGNMENT		
CONNECTOR 1	CABLE	CONNECTOR 2
50	MICRO-COAXIAL CABLE AWG#40 50 OHM, BLUE	1
49	MICRO-COAXIAL CABLE AWG#40 50 OHM, BLUE	2
⋮	MICRO-COAXIAL CABLE AWG#40 50 OHM, BLUE	⋮
2	MICRO-COAXIAL CABLE AWG#40 50 OHM, BLUE	49
1	MICRO-COAXIAL CABLE AWG#40 50 OHM, BLUE	50



6	ACETATE TAPE	-	3	BLACK
5	BONDING	-	-	UV GLUE
4	CABLE	-	50	MICRO-COAXIAL CABLE AWG#40 50 OHM, BLUE
3	PULL BAR	2576-150-00	2	CONNECTOR 1&2 CABLIN [®] -VS PLUG P/N : 20453-250T-03S CONNECTOR TO BE MATED : 20455-050E-66
2	SHELL-A	2574-0502	2	
1	HOUSING ASSEMBLY	20454-250T-01	2	
NO.	DESCRIPTION	PARTS NO.	QTY	REMARKS

- NOTE.
- TO HANDLE THIS CONNECTOR YOU MUST READ AND FOLLOW THE INSTRUCTION MANUAL BELOW. I-PEX INSTRUCTION MANUAL No.HIM-08004.
 - ELECTRIC CHARACTERISTICS
WITHSTANDVOLTAGE : AC 250V LEAKAGE CURRENT 2.0mA MAX.
INSULATION RESISTANCE : 50MΩ MIN. DC 100V
 - THE OPERATING TEMPERATURE OF THE HARNESS : 80°C MAX.
 - RATING VOLTAGE : 30V

					ANGLE	±2°	6 OVER 30 MAX.	±0.3	PROJECTION ⊕	SERIES No. IH-200016	CUSTOMER COPY	
						6 MAX.	±0.2	30 OVER 120 MAX.				±0.5
					GENERAL TOLERANCE.				TITLE CABLIN [®] -VS 50P HARNESS	SCALE	I-PEX	
					DWG.	DATE				2:1		
					CHK.	R.Takei				UNIT		
0	ZM00778	K.B	2026/04/14	-	APP.	T.Masunaga			mm	SIZE A3	SHEET 1/2	REV. 0
REV.	ECN	BY	DATE	APP.	REVISION RECORD			DWG. No.	82911			

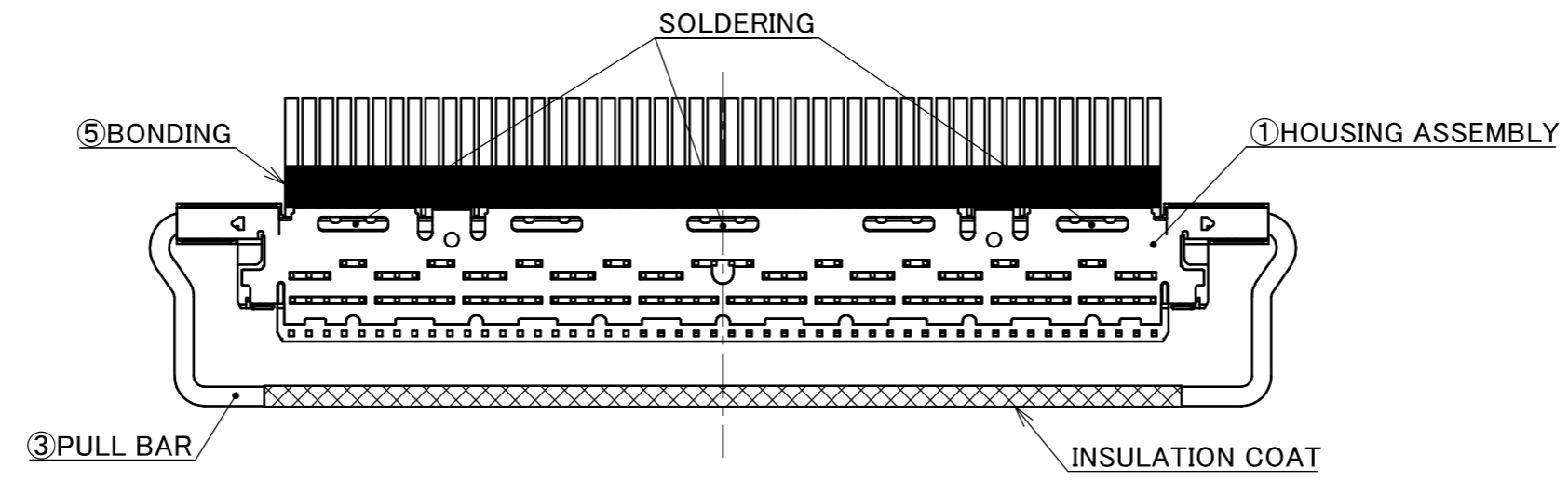
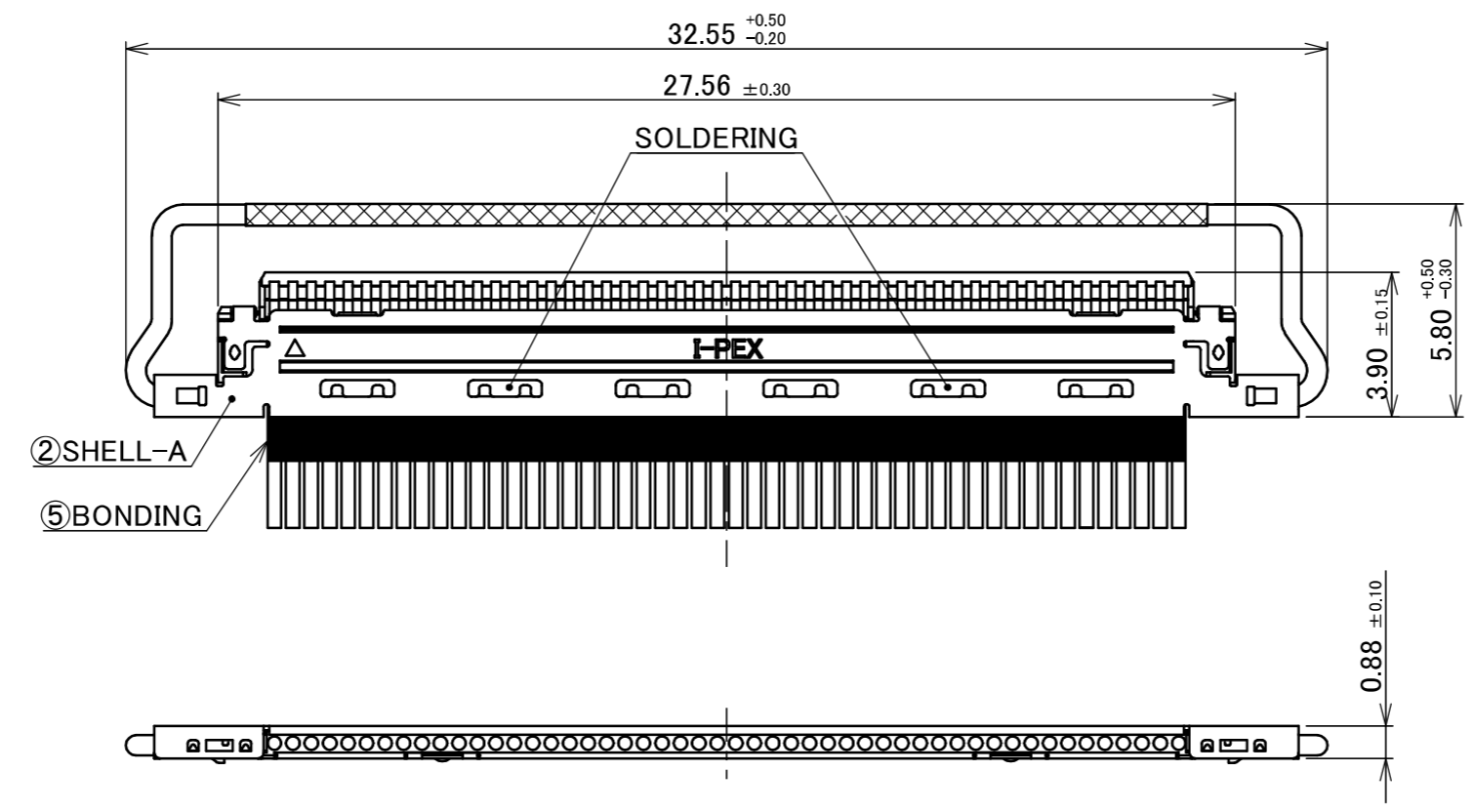
Confidential C

I-PEX Inc.

QKE-DFE06-02 REV.12

PART No.
82911-100B-02-D

CONNECTOR 1&2



ANGLE	±2°	6 OVER 30 MAX.	±0.3	PROJECTION ⊕	SERIES No. IH-200016	CUSTOMER COPY		
	6 MAX.	±0.2	30 OVER 120 MAX.					±0.5
GENERAL TOLERANCE.				TITLE CABLIN [®] -VS 50P HARNESS	SCALE 5:1	UNIT I-PEX		
DWG.	DATE							
CHK.								
APP.								
				DWG. No.	82911	SIZE A3	SHEET 2/2	REV. 0