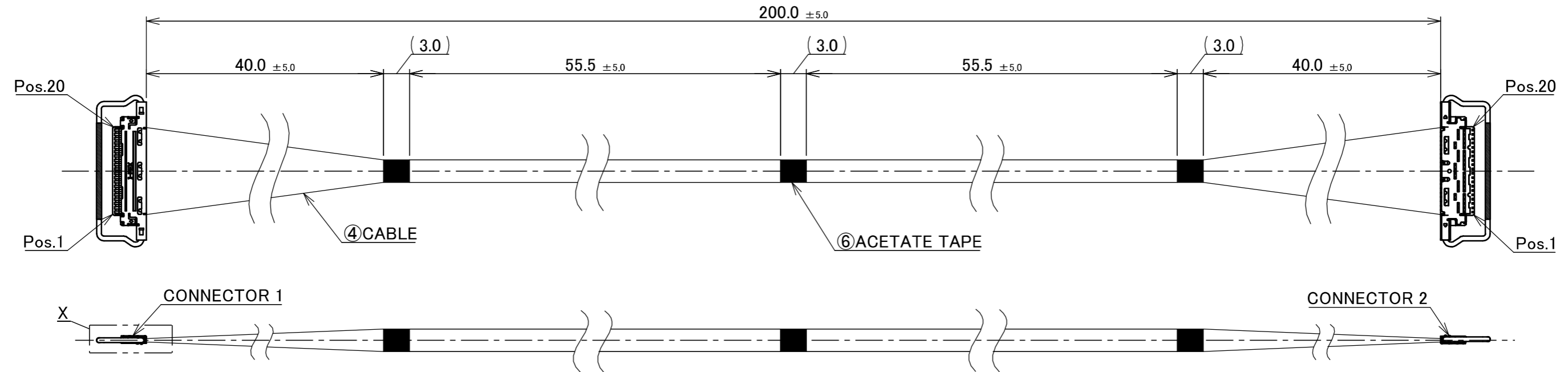
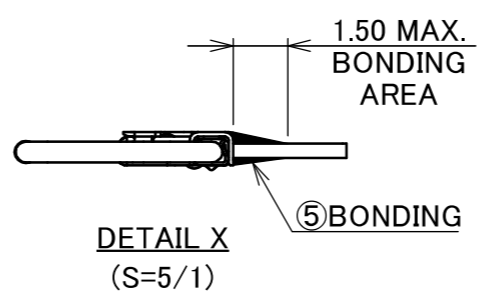
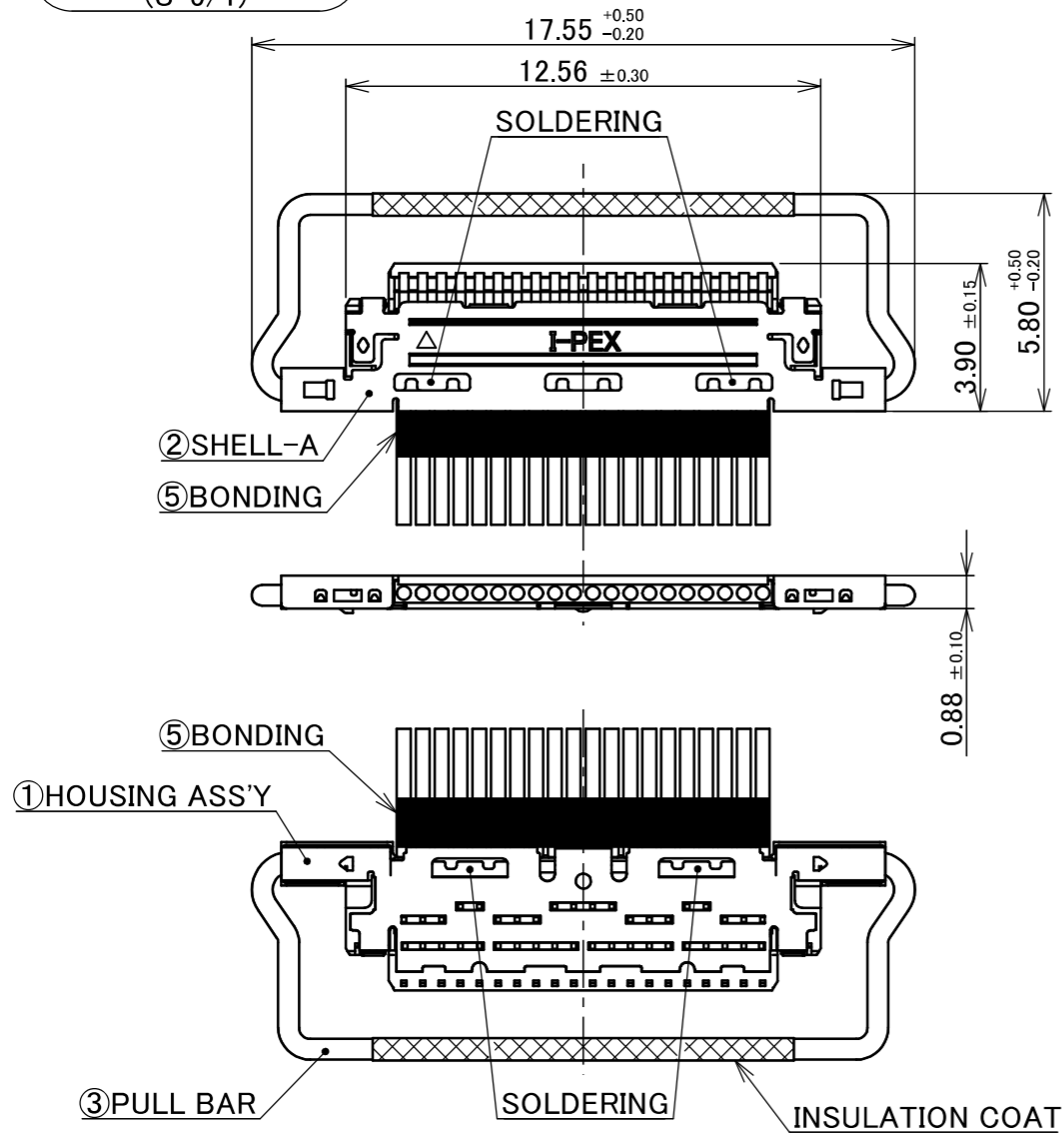


PART No.
83062-100B-01-D



CONNECTOR 1&2
(S=5/1)



- NOTE.
1. TO HANDLE THIS CONNECTOR YOU MUST READ AND FOLLOW THE INSTRUCTION MANUAL BELOW. I-PEX INSTRUCTION MANUAL No.HIM-08004.
 2. ELECTRIC CHARACTERISTICS
WITHSTANDVOLTAGE : AC 250V LEAKAGE CURRENT 2.0mA MAX.
INSULATION RESISTANCE : 50MΩ MIN. DC 100V
 3. THE OPERATING TEMPERATURE OF THE HARNESS : 80°C MAX.
 4. RATING VOLTAGE : 30V

PIN ASSIGNMENT		
CONNECTOR 1	CABLE	CONNECTOR 2
20	MICRO-COAXIAL CABLE AWG#40 50 OHM, BLUE	20
19	MICRO-COAXIAL CABLE AWG#40 50 OHM, BLUE	19
·	MICRO-COAXIAL CABLE AWG#40 50 OHM, BLUE	·
·	MICRO-COAXIAL CABLE AWG#40 50 OHM, BLUE	·
2	MICRO-COAXIAL CABLE AWG#40 50 OHM, BLUE	2
1	MICRO-COAXIAL CABLE AWG#40 50 OHM, BLUE	1

NO.	DESCRIPTION	PARTS NO.	QTY	REMARKS
6	ACETATE TAPE	-	3	BLACK
5	BONDING	-	-	UV GLUE
4	CABLE	-	20	MICRO-COAXIAL CABLE AWG#40 50 OHM, BLUE
3	PULL BAR	2576-120-00	2	CONNECTOR 1&2
2	SHELL-A	2574-0202	2	CABLIN [®] -VS PLUG P/N : 20453-220T-03 CONNECTOR TO BE MATED : 20455-020E-66
1	HOUSING ASS'Y	20454-220T	2	

REVISION RECORD					GENERAL TOLERANCE.		PROJECTION		SERIES No.		CUSTOMER COPY	
REV.	ECN	BY	DATE	APP.	ANGLE	±2°	6 OVER 30 MAX.	±0.3		IH-200016	SCALE	2:1
0	ZM00933	K.Fu	2026/06/03	-	6 MAX.	±0.2	30 OVER 120 MAX.	±0.5				
					DWG.		DATE		TITLE		UNIT	
					K.Fukutomi		2026/06/03		CABLIN [®] -VS		mm	
					CHK.		R.Takei		20P HARNESS		I-PEX	
					APP.		T.Masunaga		DWG. No.		SIZE	
					83062		A3		SHEET		1/1	
					REV.		0		REV.		0	

Confidential C

I-PEX Inc.

QKE-DFE06-02 REV.12