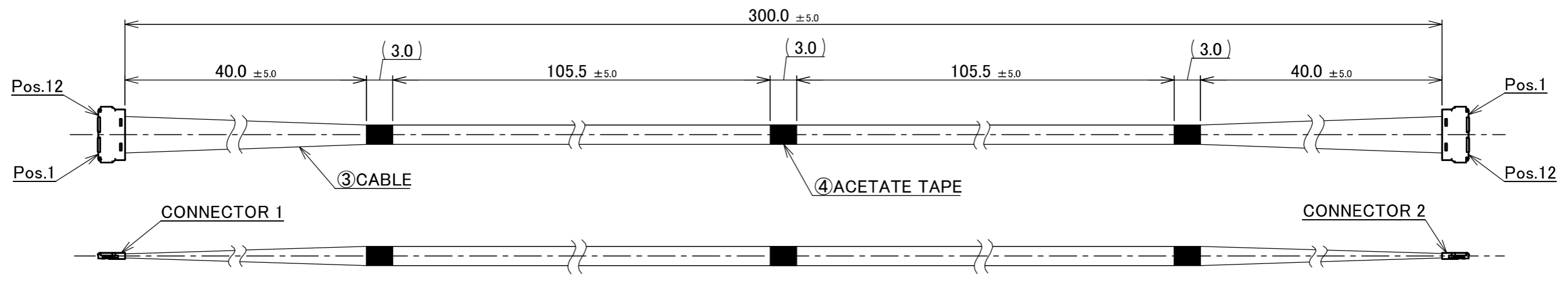
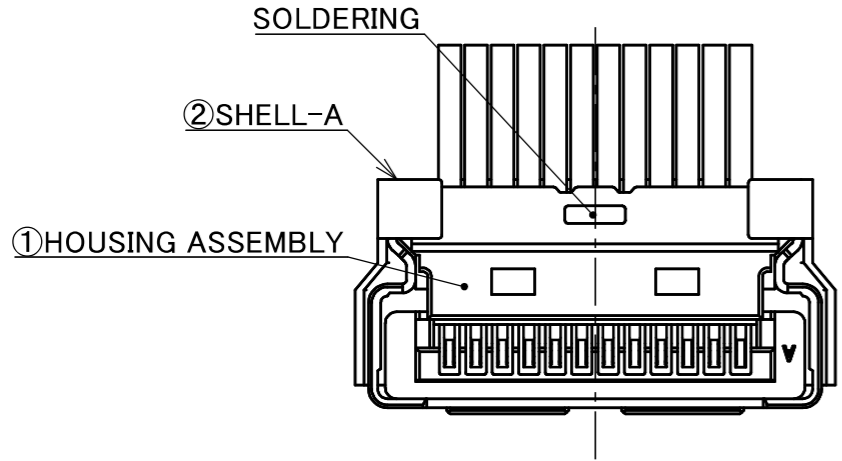
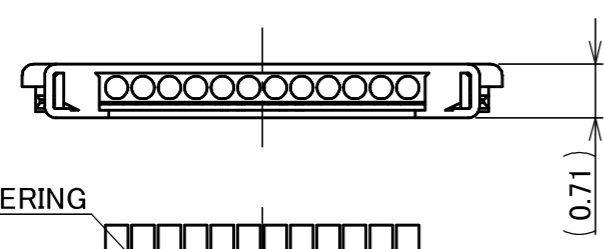
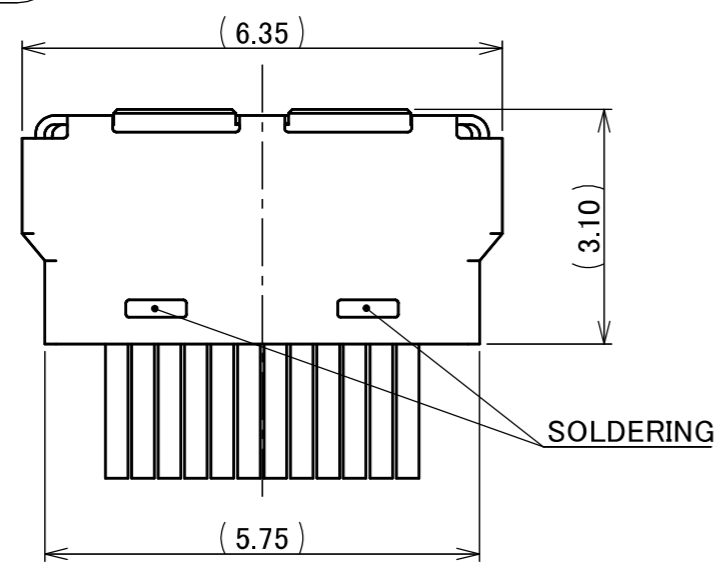


PART No.  
82973-100B-02-D



CONNECTOR 1&2  
(S=10/1)



PIN ASSIGNMENT		
CONNECTOR 1	CABLE	CONNECTOR 2
12	MICRO-COAXIAL CABLE AWG#42 50 OHM, BLUE	1
11	MICRO-COAXIAL CABLE AWG#42 50 OHM, BLUE	2
⋮	MICRO-COAXIAL CABLE AWG#42 50 OHM, BLUE	⋮
2	MICRO-COAXIAL CABLE AWG#42 50 OHM, BLUE	11
1	MICRO-COAXIAL CABLE AWG#42 50 OHM, BLUE	12

- NOTES.
- TO HANDLE THIS CONNECTOR YOU MUST READ AND FOLLOW THE ASSEMBLY MANUAL BELOW. I-PEX ASSEMBLY MANUAL No. HIM-18037.
  - ELECTRIC CHARACTERISTICS  
WITHSTANDVOLTAGE : AC 200V LEAKAGE CURRENT 2.0mA MAX.  
INSULATION RESISTANCE : 50MΩ MIN. DC 100V
  - THE OPERATING TEMPERATURE OF THE HARNESS: 80°C MAX.
  - RATING VOLTAGE : 30V

4	ACETATE TAPE	-	3	BLACK
3	CABLE	-	12	MICRO-COAXIAL CABLE AWG #42 50 OHM, BLUE
2	PLUG SHELL-A	3568-0121	2	CONNECTOR 1&2 CABLIN <sup>®</sup> -UY PLUG P/N : 20857-012T-01 CONNECTOR TO BE MATED : 20854-012E-02
1	HOUSING ASSEMBLY	20907-012E-01	2	
NO.	DESCRIPTION	PARTS NO.	QTY	REMARK

ANGLE ±2° 6 OVER 30 MAX. ±0.3 6 MAX. ±0.2 30 OVER 120 MAX. ±0.5					PROJECTION 	SERIES No. IH-200016	CUSTOMER COPY		
GENERAL TOLERANCE. DWG. K.Fukutomi DATE 2026/05/26 CHK. R.Takei APP. T.Masunaga							TITLE CABLINE <sup>®</sup> -UY 12P HARNESS	SCALE 2:1	
1	ZM00943	K.B	2026/06/05	T.M	DWG. No. 82973	mm		SIZE A3	
0	ZM00903	K.Fu	2026/05/26	-					
REV.	ECN	BY	DATE	APP.	REVISION RECORD		SIZE	SHEET	REV.

Confidential C

I-PEX Inc.

QKE-DFE06-02 REV.12