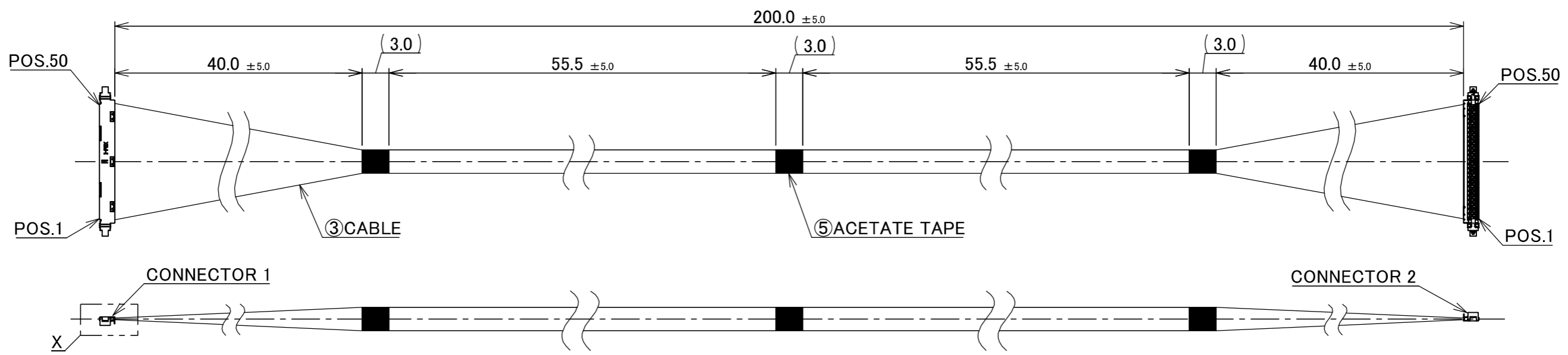
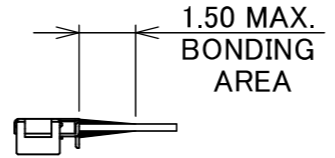


PART NO.  
83056-100B-01-D



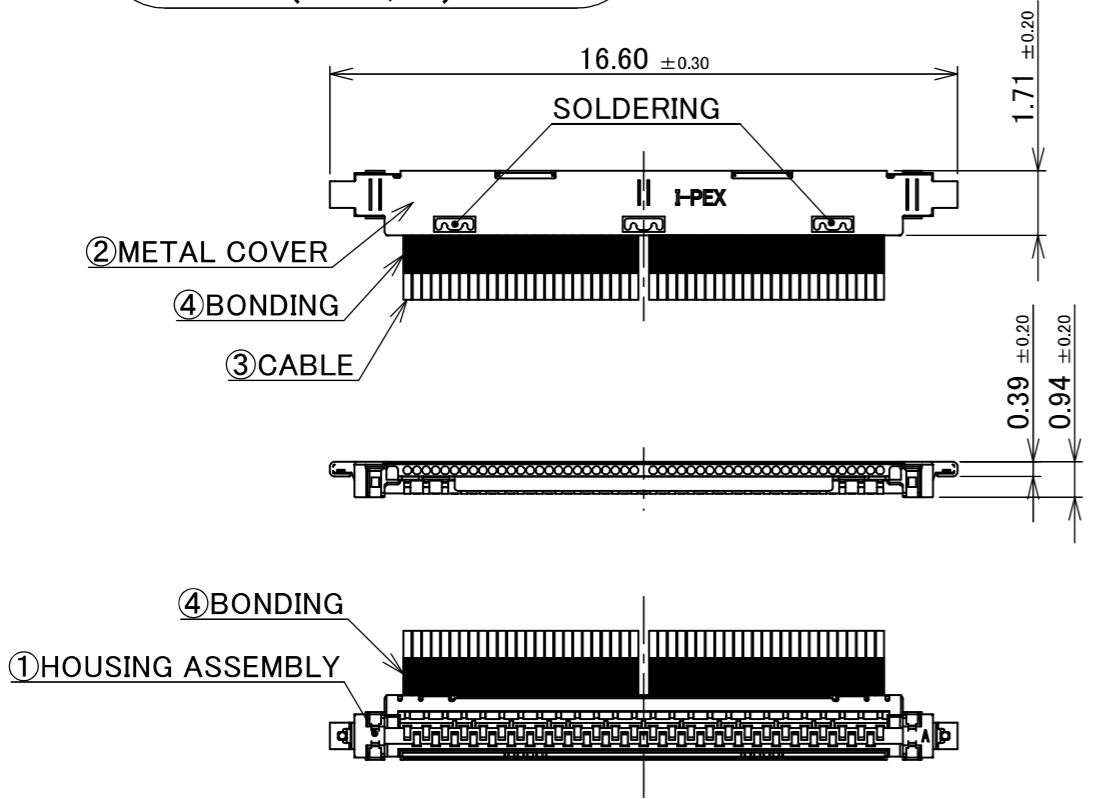
PIN ASSIGNMENT		
CONNECTOR 1	CABLE	CONNECTOR 2
50	MICRO-COAXIAL CABLE AWG #46 50 OHM, BLUE	50
49	MICRO-COAXIAL CABLE AWG #46 50 OHM, BLUE	49
.	MICRO-COAXIAL CABLE AWG #46 50 OHM, BLUE	.
.	MICRO-COAXIAL CABLE AWG #46 50 OHM, BLUE	.
2	MICRO-COAXIAL CABLE AWG #46 50 OHM, BLUE	2
1	MICRO-COAXIAL CABLE AWG #46 50 OHM, BLUE	1

**CONNECTOR 1&2**  
(S=5/1)



DETAIL X  
(S=5/1)

- NOTE.
- TO HANDLE THIS CONNECTOR YOU MUST READ AND FOLLOW THE INSTRUCTION MANUAL BELOW. I-PEX INSTRUCTION MANUAL No.HIM-10001.
  - ELECTRIC CHARACTERISTICS  
WITHSTANDVOLTAGE : AC 100V LEAKAGE CURRENT 2.0mA MAX.  
INSULATION RESISTANCE : 50MΩ MIN. DC 100V
  - THE OPERATING TEMPERATURE OF THE HARNESS : 80°C MAX.
  - RATING VOLTAGE : 30V



5	ACETATE TAPE	-	3	BLACK
4	BONDING	-	-	UV GLUE
3	CABLE	-	50	MICRO-COAXIAL CABLE AWG #46, 50 OHM, BLUE
2	METAL COVER	2799-0501	2	CONNECTOR 1 & 2 CABLIN <sup>®</sup> -UX II PLUG P/N : 20531-050T-02-1 CONNECTOR TO BE MATED : 20533-250E
1	HOUSING ASSEMBLY	20532-050T-02-1	2	
NO.	DESCRIPTION	PARTS NO.	QTY	REMARK

REVISION RECORD					ANGLE ±2° 6 OVER 30 MAX. ±0.3 6 MAX. ±0.2 30 OVER 120 MAX. ±0.5 GENERAL TOLERANCE. DWG. K.Fukutomi DATE 2026/06/02 CHK. R.Takei APP. T.Masunaga	PROJECTION SERIES No. IH-200016 TITLE CABLIN <sup>®</sup> -UX II 50P HARNESS DWG. No. 83056	SCALE 2:1 UNIT mm SIZE A3 SHEET 1/1 REV. 0	CUSTOMER COPY <b>I-PEX</b>
-----------------	--	--	--	--	--	--	--	-------------------------------