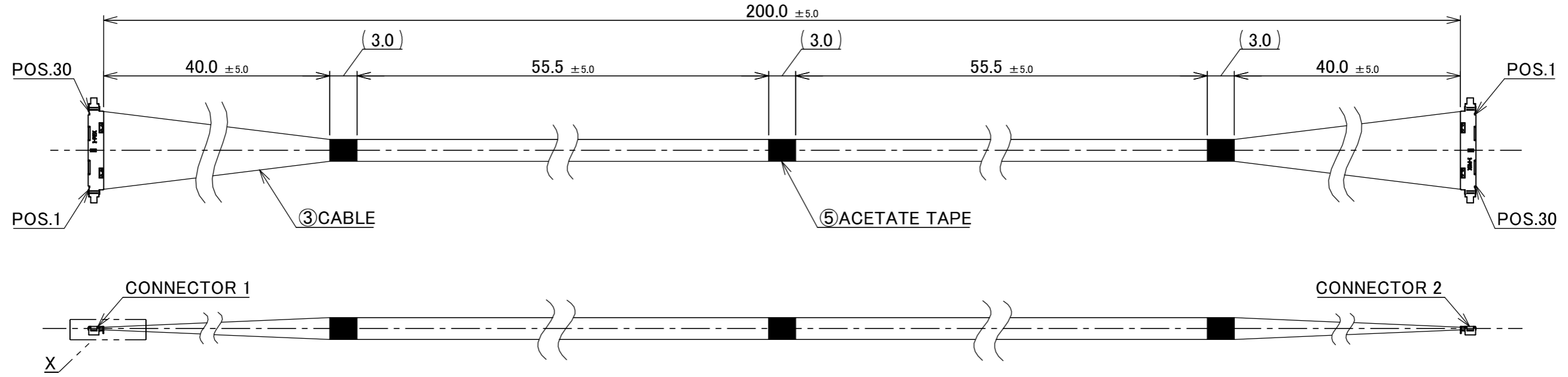
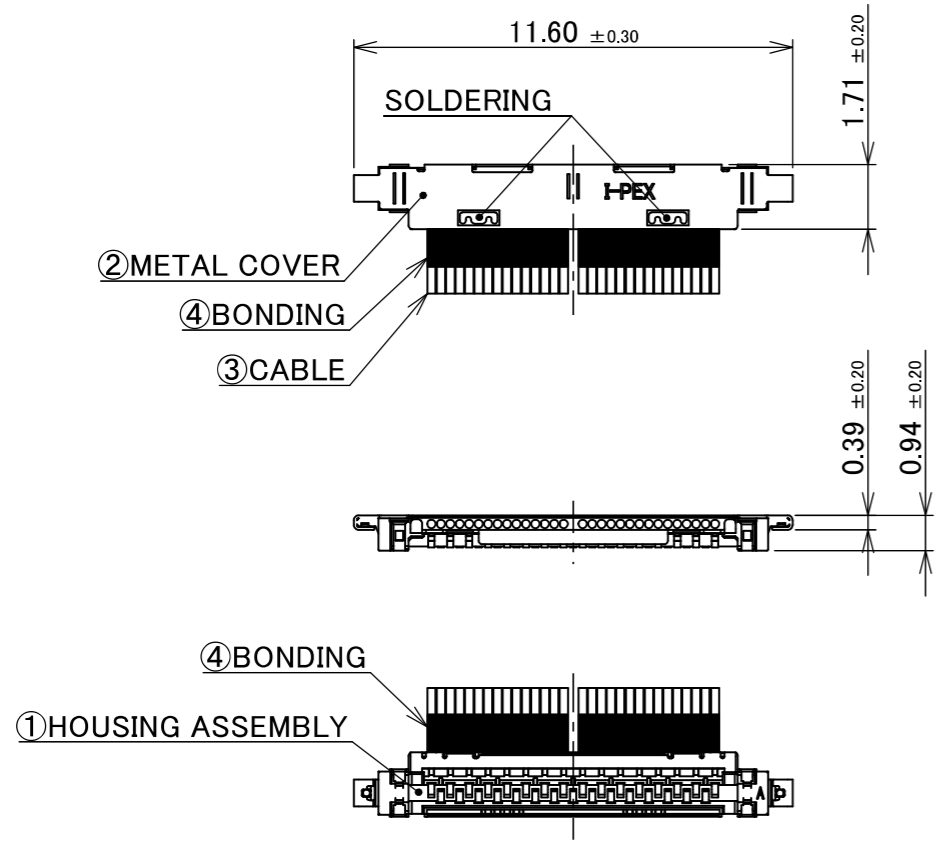
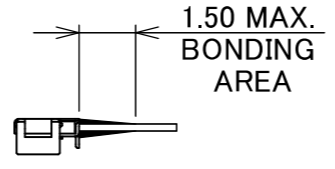


PART NO.
82904-100B-02-D



- NOTE.
1. TO HANDLE THIS CONNECTOR YOU MUST READ AND FOLLOW THE INSTRUCTION MANUAL BELOW. I-PEX INSTRUCTION MANUAL No.HIM-10001.
 2. ELECTRIC CHARACTERISTICS
WITHSTAND VOLTAGE : AC 100V LEAKAGE CURRENT 2.0mA MAX.
INSULATION RESISTANCE : 50MΩ MIN. DC 100V
 3. THE OPERATING TEMPERATURE OF THE HARNESS : 80°C MAX.
 4. RATING VOLTAGE : 30V

CONNECTOR 1&2
(S=5/1)



PIN ASSIGNMENT		
CONNECTOR 1	CABLE	CONNECTOR 2
30	MICRO-COAXIAL CABLE AWG #46 50 OHM, BLUE	1
29	MICRO-COAXIAL CABLE AWG #46 50 OHM, BLUE	2
·	MICRO-COAXIAL CABLE AWG #46 50 OHM, BLUE	·
·	MICRO-COAXIAL CABLE AWG #46 50 OHM, BLUE	·
·	MICRO-COAXIAL CABLE AWG #46 50 OHM, BLUE	·
2	MICRO-COAXIAL CABLE AWG #46 50 OHM, BLUE	29
1	MICRO-COAXIAL CABLE AWG #46 50 OHM, BLUE	30

5	ACETATE TAPE	-	3	BLACK
4	BONDING	-	-	UV GLUE
3	CABLE	-	30	MICRO-COAXIAL CABLE AWG #46, 50 OHM, BLUE
2	METAL COVER	2799-0301	2	CONNECTOR 1 & 2 CABLIN [®] -UX II PLUG P/N : 20531-030T-02 CONNECTOR TO BE MATED : 20533-230E
1	HOUSING ASSEMBLY	20532-030T-02	2	
NO.	DESCRIPTION	PARTS NO.	QTY	REMARK
				ANGLE ±2° 6 OVER 30 MAX. ±0.3 6 MAX. ±0.2 30 OVER 120 MAX. ±0.5
				PROJECTION SERIES No. IH-200016
				GENERAL TOLERANCE. TITLE CABLIN [®] -UX II 30P HARNESS SCALE 2:1 UNIT mm
				DWG. K.Baba DATE 2026/04/07
				CHK. R.Takei
0	ZM00754	K.B	2026/04/07	-
REV.	ECN	BY	DATE	APP.
				T.Masunaga
REVISION RECORD				DWG. No. 82904
				SIZE A3 SHEET 1/1 REV. 0

Confidential C

I-PEX Inc.

QKE-DFE06-02 REV.12