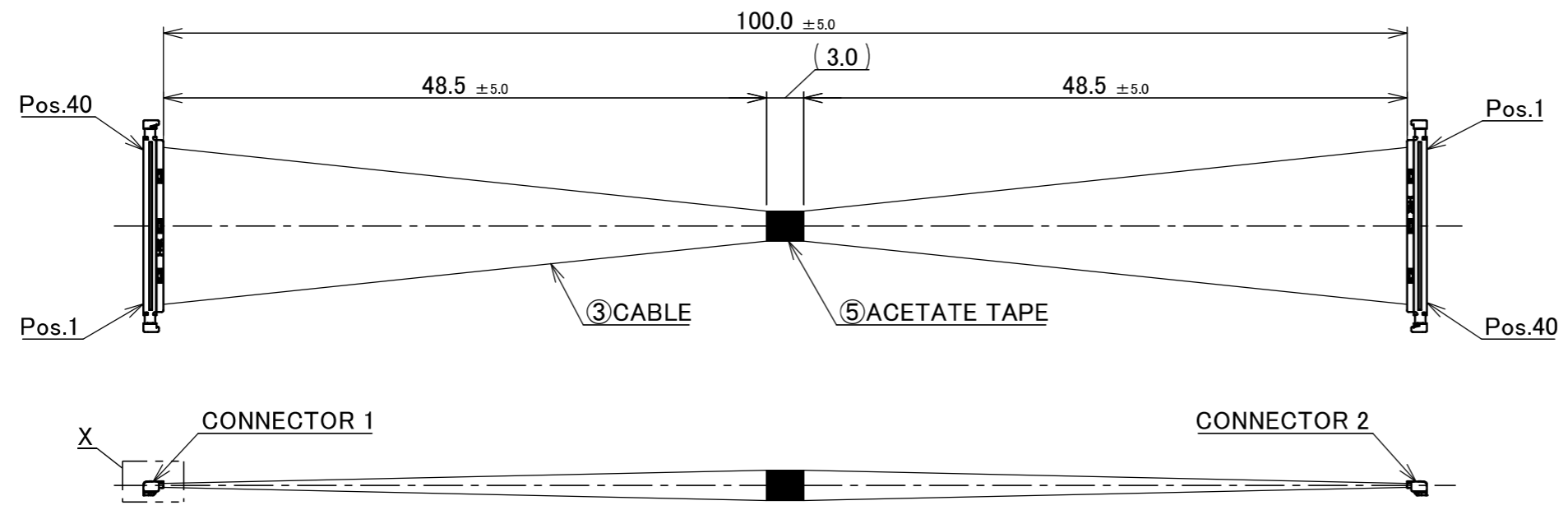
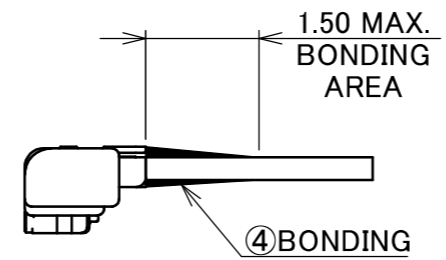


PART No.  
82897-100B-02-D



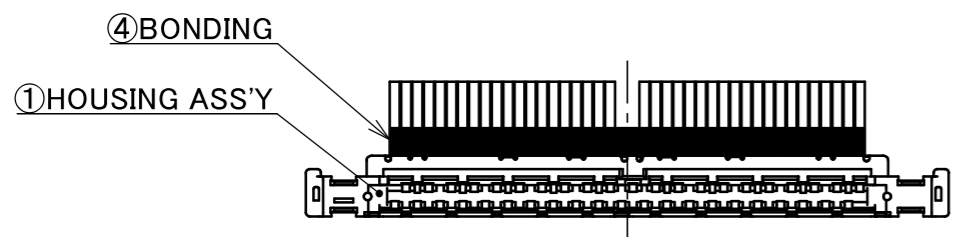
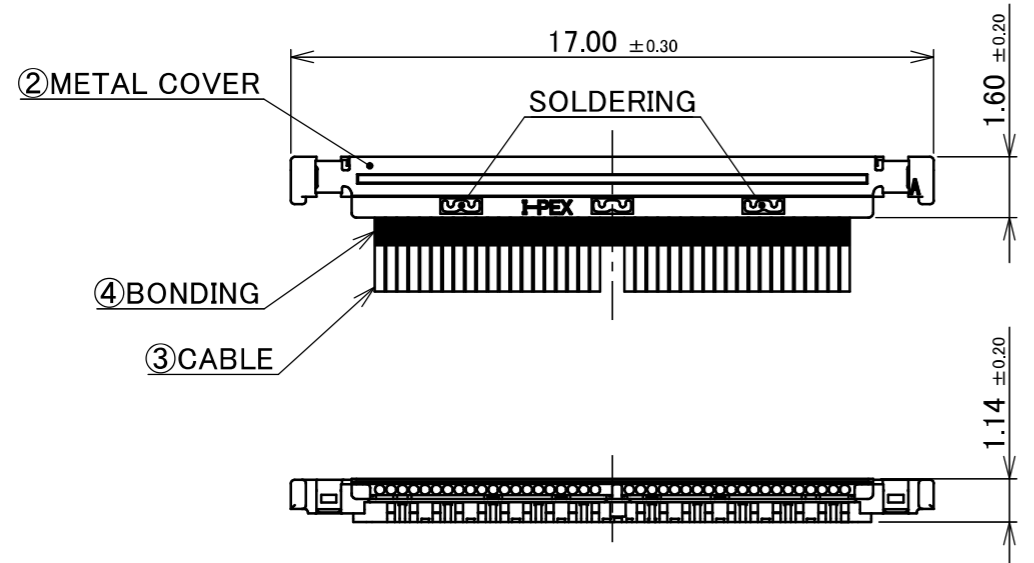
NOTE.  
 1. TO HANDLE THIS CONNECTOR YOU MUST READ AND FOLLOW THE INSTRUCTION MANUAL BELOW. I-PEX INSTRUCTION MANUAL No.HIM-09006.  
 2. ELECTRIC CHARACTERISTICS  
 WITHSTANDVOLTAGE : AC 100V LEAKAGE CURRENT 2.0mA MAX.  
 INSULATION RESISTANCE : 50MΩ MIN. DC 100V  
 3. THE OPERATING TEMPERATURE OF THE HARNESS : 80°C MAX.



DETAIL X  
(S=10/1)

PIN ASSIGNMENT		
CONNECTOR 1	CABLE	CONNECTOR 2
40	MICRO-COAXIAL CABLE AWG#44 50 OHM, BLUE	1
39	MICRO-COAXIAL CABLE AWG#44 50 OHM, BLUE	2
.	MICRO-COAXIAL CABLE AWG#44 50 OHM, BLUE	.
2	MICRO-COAXIAL CABLE AWG#44 50 OHM, BLUE	39
1	MICRO-COAXIAL CABLE AWG#44 50 OHM, BLUE	40

CONNECTOR 1&2  
(S=5/1)



NO.	DESCRIPTION	PARTS NO.	QTY	REMARKS
5	ACETATE TAPE	-	1	BLACK
4	BONDING	-	-	UV GLUE
3	CABLE	-	40	MICRO-COAXIAL CABLE AWG #44, 50 OHM, BLUE
2	METAL COVER	2679-040-10	2	CONNECTOR 1&2 CABLIN <sup>®</sup> -UA II PLUG P/N : 20496-040-40 CONNECTOR TO BE MATED : 20498-040E-41
1	HOUSING ASS'Y	20497-040T-30	2	

REVISION RECORD					GENERAL TOLERANCE.			PROJECTION		SERIES No.		CUSTOMER COPY		
0	ZM00769	Y.M	2026/04/10	-	ANGLE	±2°	6 OVER 30 MAX.	±0.3		IH-200016	SCALE	2:1	UNIT	
REV.	ECN	BY	DATE	APP.	6 MAX.	±0.2	30 OVER 120 MAX.	±0.5						
					DWG.	Y.Miyazaki		DATE	2026/04/10		TITLE		mm	
					CHK.	R.Takei				CABLIN <sup>®</sup> -UA II 40P HARNESS		A3		SHEET
					APP.	T.Masunaga		DWG. No.		82897			1/1	

Confidential C

I-PEX Inc.

QKE-DFE06-02 REV.12