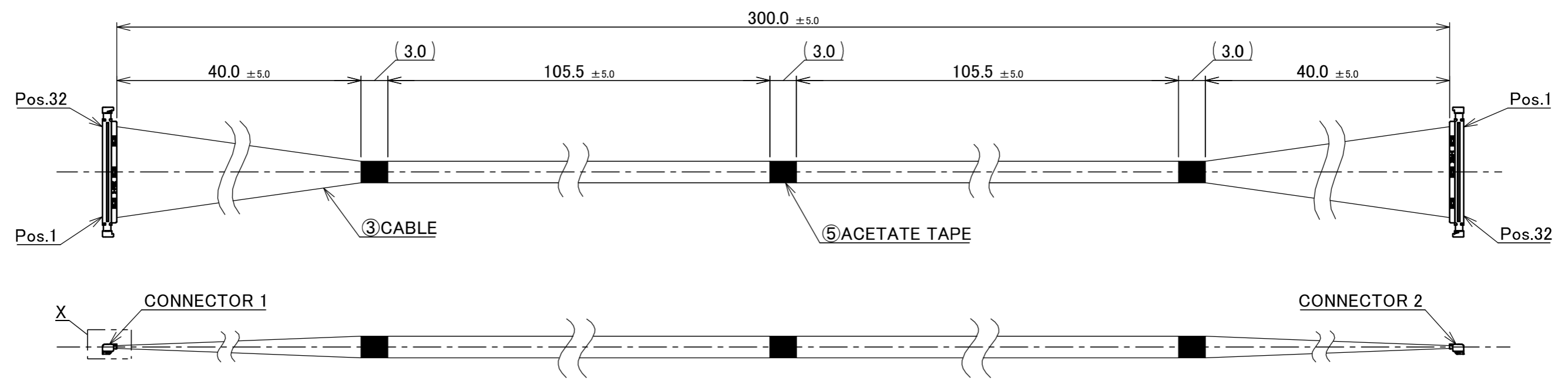
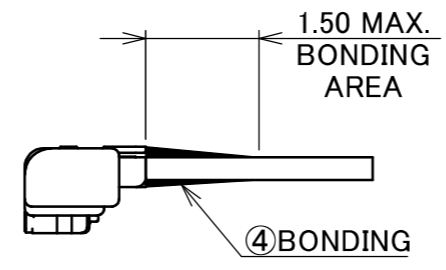
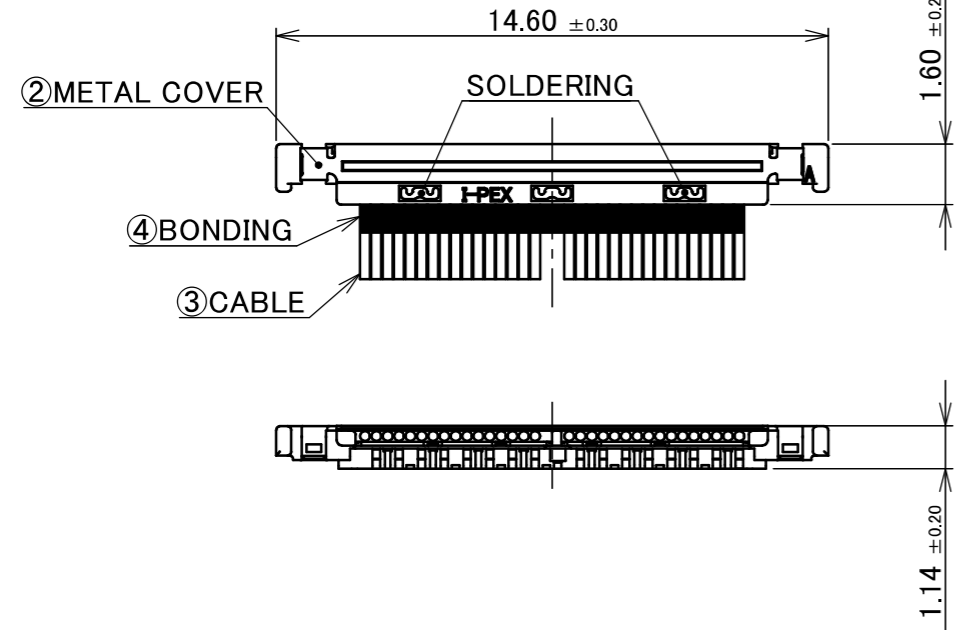


PART No.
82896-100B-02-D



NOTE.
 1. TO HANDLE THIS CONNECTOR YOU MUST READ AND FOLLOW THE INSTRUCTION MANUAL BELOW. I-PEX INSTRUCTION MANUAL No.HIM-09006.
 2. ELECTRIC CHARACTERISTICS
 WITHSTANDVOLTAGE : AC 100V LEAKAGE CURRENT 2.0mA MAX.
 INSULATION RESISTANCE : 50MΩ MIN. DC 100V
 3. THE OPERATING TEMPERATURE OF THE HARNESS : 80°C MAX.

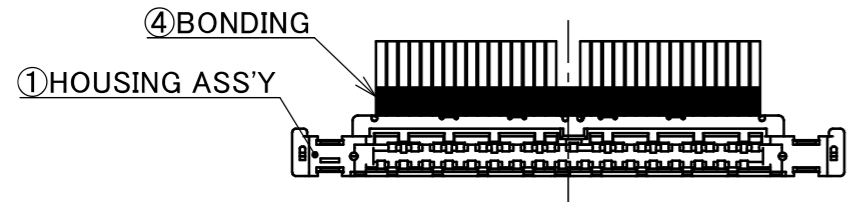
CONNECTOR 1&2
(S=5/1)



DETAIL X
(S=10/1)

PIN ASSIGNMENT		
CONNECTOR 1	CABLE	CONNECTOR 2
32	MICRO-COAXIAL CABLE AWG#44 50 OHM, BLUE	1
31	MICRO-COAXIAL CABLE AWG#44 50 OHM, BLUE	2
.	MICRO-COAXIAL CABLE AWG#44 50 OHM, BLUE	.
2	MICRO-COAXIAL CABLE AWG#44 50 OHM, BLUE	31
1	MICRO-COAXIAL CABLE AWG#44 50 OHM, BLUE	32

NO.	DESCRIPTION	PARTS NO.	QTY	REMARKS
5	ACETATE TAPE	-	3	BLACK
4	BONDING	-	-	UV GLUE
3	CABLE	-	32	MICRO-COAXIAL CABLE AWG #44, 50 OHM, BLUE
2	METAL COVER	2679-032-10	2	CONNECTOR 1&2 CABLIN [®] -UA II PLUG P/N : 20496-032-40 CONNECTOR TO BE MATED : 20498-032E-41
1	HOUSING ASS'Y	20497-032T-30	2	



REVISION RECORD					ANGLE ±2° 6 OVER 30 MAX. ±0.3 6 MAX. ±0.2 30 OVER 120 MAX. ±0.5 DWG. Y.Miyazaki DATE 2026/04/10 CHK. R.Takei APP. T.Masunaga	PROJECTION SERIES No. IH-200016 TITLE CABLIN [®] -UA II 32P HARNESS DWG. No. 82896	CUSTOMER COPY SCALE 2:1 UNIT mm SHEET 1/1 REV. 0
-----------------	--	--	--	--	--	--	--