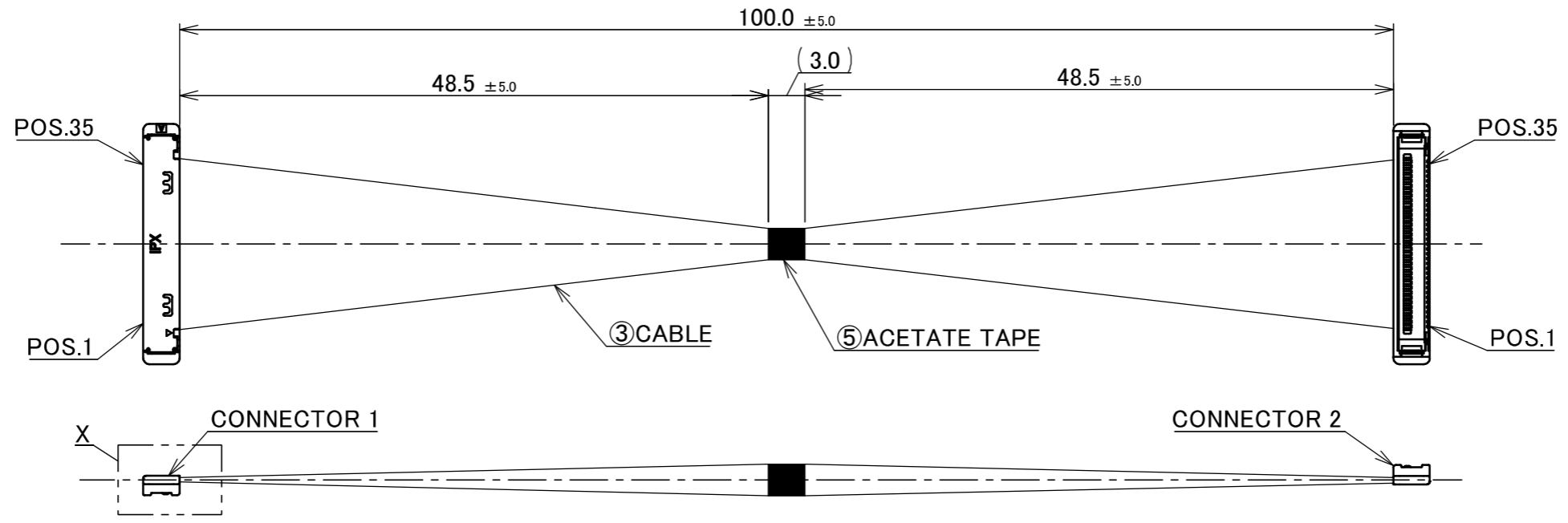
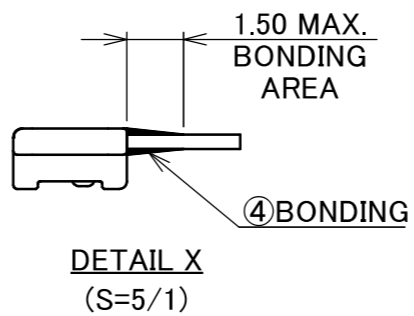
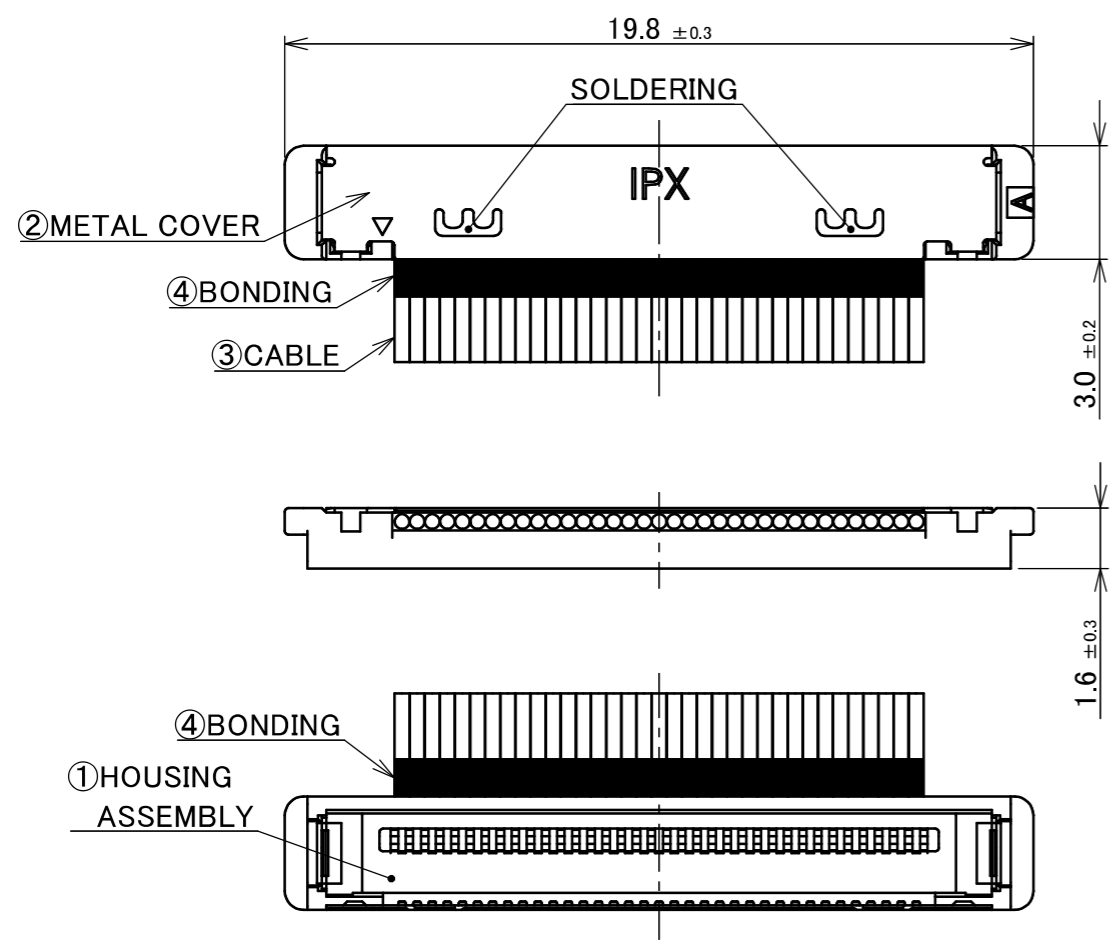


PART NO.  
83022-100B-01-D



PIN ASSIGNMENT		
CONNECTOR 1	CABLE	CONNECTOR 2
35	MICRO-COAXIAL CABLE AWG#40 50 OHM, BLUE	35
34	MICRO-COAXIAL CABLE AWG#40 50 OHM, BLUE	34
⋮	MICRO-COAXIAL CABLE AWG#40 50 OHM, BLUE	⋮
2	MICRO-COAXIAL CABLE AWG#40 50 OHM, BLUE	2
1	MICRO-COAXIAL CABLE AWG#40 50 OHM, BLUE	1

CONNECTOR 1&2  
(S=5/1)



NOTE.  
1. TO HANDLE THIS CONNECTOR YOU MUST READ AND FOLLOW THE INSTRUCTION MANUAL BELOW. I-PEX INSTRUCTION MANUAL No.HIM-04001.  
2. ELECTRIC CHARACTERISTICS  
WITHSTANDVOLTAGE : AC 250V LEAKAGE CURRENT 2.0mA MAX.  
INSULATION RESISTANCE : 50MΩ MIN. DC 100V  
3. THE OPERATING TEMPERATURE OF THE HARNESS : 80°C MAX.  
4. RATING VOLTAGE : 30V

5	ACETATE TAPE	-	1	BLACK
4	BONDING	-	-	UV GLUE
3	CABLE	-	35	MICRO-COAXIAL CABLE AWG #40, 50 OHM, BLUE
2	METAL COVER	2182-035-03	2	CONNECTOR 1&2 CABLIN <sup>®</sup> -SS PLUG P/N : 20380-R35T-06 CONNECTOR TO BE MATED : 20374-R35E-31
1	HOUSING ASSEMBLY	20373-R35T-06	2	
NO.	DESCRIPTION	PARTS NO.	QTY	REMARKS
				ANGLE ±2° 6 OVER 30 MAX. ±0.3 6 MAX. ±0.2 30 OVER 120 MAX. ±0.5
				PROJECTION SERIES No. IH-200016 CUSTOMER COPY
				GENERAL TOLERANCE. TITLE CABLIN <sup>®</sup> -SS 35P HARNESS SCALE 2:1 UNIT I-PEX mm
0	ZM00919	K.Fu	2026/05/29	-
REV.	ECN	BY	DATE	APP.
				CHK. R.Takei APP. T.Masunaga
REVISION RECORD				DWG. No. 83022
				SIZE A3 SHEET 1/1 REV. 0

Confidential C

I-PEX Inc.

QKE-DFE06-02 REV.12