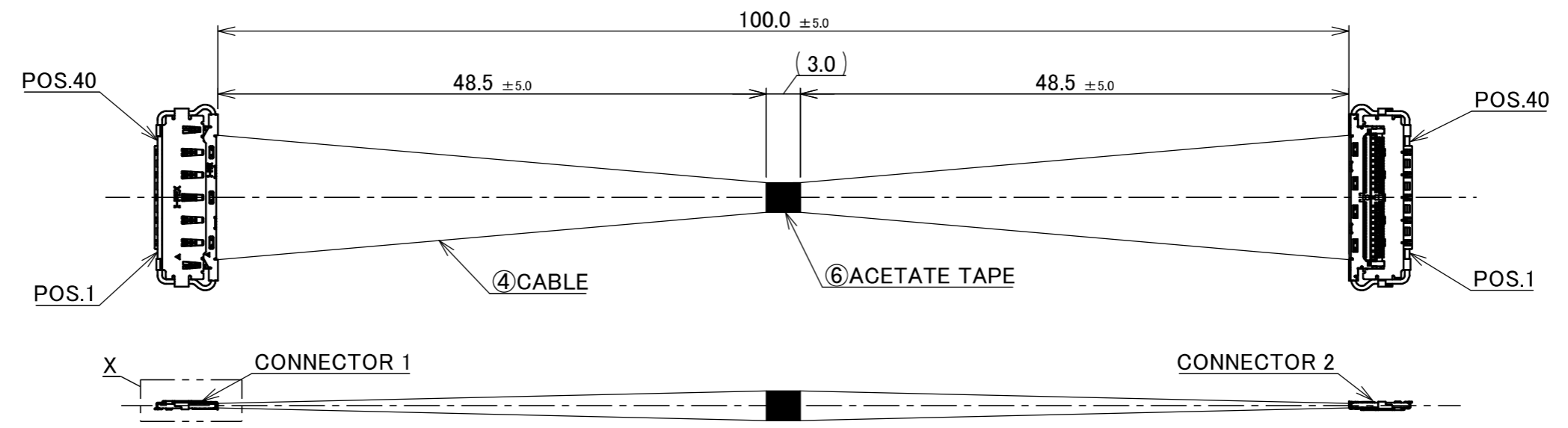
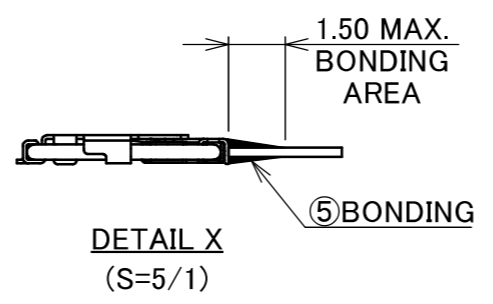
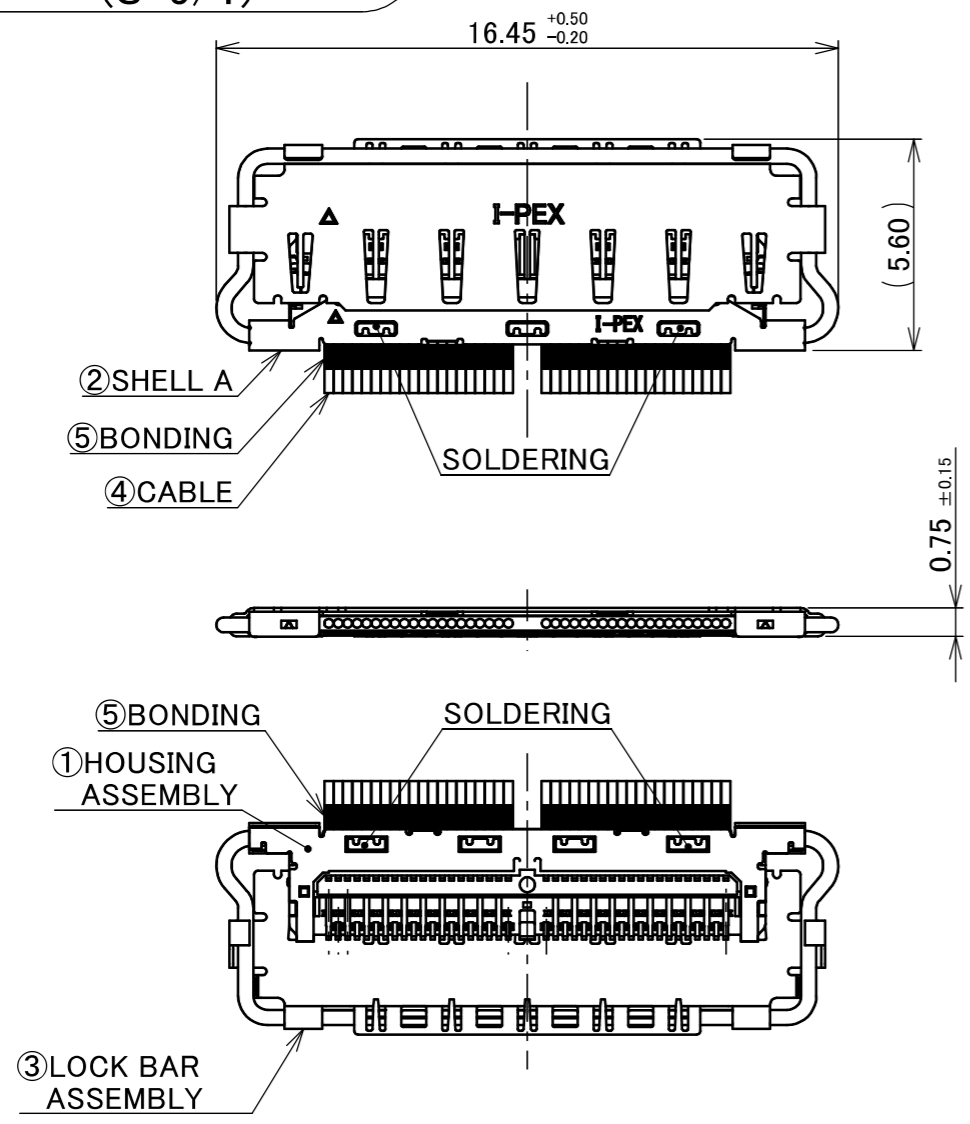


PART No.  
83004-100B-01-D



**CONNECTOR 1&2  
(S=5/1)**



PIN ASSIGNMENT		
CONNECTOR 1	CABLE	CONNECTOR 2
40	MICRO-COAXIAL AWG #46 50 OHM, BLUE	40
39	MICRO-COAXIAL AWG #46 50 OHM, BLUE	39
·	MICRO-COAXIAL AWG #46 50 OHM, BLUE	·
·	MICRO-COAXIAL AWG #46 50 OHM, BLUE	·
2	MICRO-COAXIAL AWG #46 50 OHM, BLUE	2
1	MICRO-COAXIAL AWG #46 50 OHM, BLUE	1

- NOTE.
- TO HANDLE THIS CONNECTOR YOU MUST READ AND FOLLOW THE INSTRUCTION MANUAL BELOW. I-PEX INSTRUCTION MANUAL No.HIM-17035.
  - ELECTRIC CHARACTERISTICS  
WITHSTANDVOLTAGE : AC 100V LEAKAGE CURRENT 2.0mA MAX.  
INSULATION RESISTANCE : 50MΩ MIN. DC 100V
  - THE OPERATING TEMPERATURE OF THE HARNESS : 80°C MAX.
  - RATING VOLTAGE : 30V

6	ACETATE TAPE	-	1	BLACK
5	BONDING	-	-	UV GLUE
4	CABLE	-	40	MICRO-COAXIAL AWG #46 50 OHM, BLUE
3	LOCK BAR ASSEMBLY	20975-040T-01	2	CONNECTOR 1 & 2
2	SHELL A	3655-0401	2	CABLIN <sup>®</sup> -CX II PLUG P/N : 20977-040T-01 CONNECTOR TO BE MATED : 20976-040E-01
1	HOUSING ASSEMBLY	20974-040T-01	2	
NO.	DESCRIPTION	PARTS NO.	QTY	REMARK

				ANGLE	±2°	6 OVER 30 MAX.	±0.3	PROJECTION ⊕	SERIES No. IH-200016	CUSTOMER COPY		
					6 MAX.	±0.2	30 OVER 120 MAX.				±0.5	
				GENERAL TOLERANCE.				TITLE CABLIN <sup>®</sup> -CX II 40P HARNESS	SCALE 2:1	UNIT mm	I-PEX	
				DWG.	K.Fukutomi		DATE					2026/05/28
				CHK.	R.Takei							
0	ZM00912	K.Fu	2026/05/28	-					DWG. No. 83004	SIZE A3	SHEET 1/1	REV. 0
REV.	ECN	BY	DATE	APP.	REVISION RECORD							