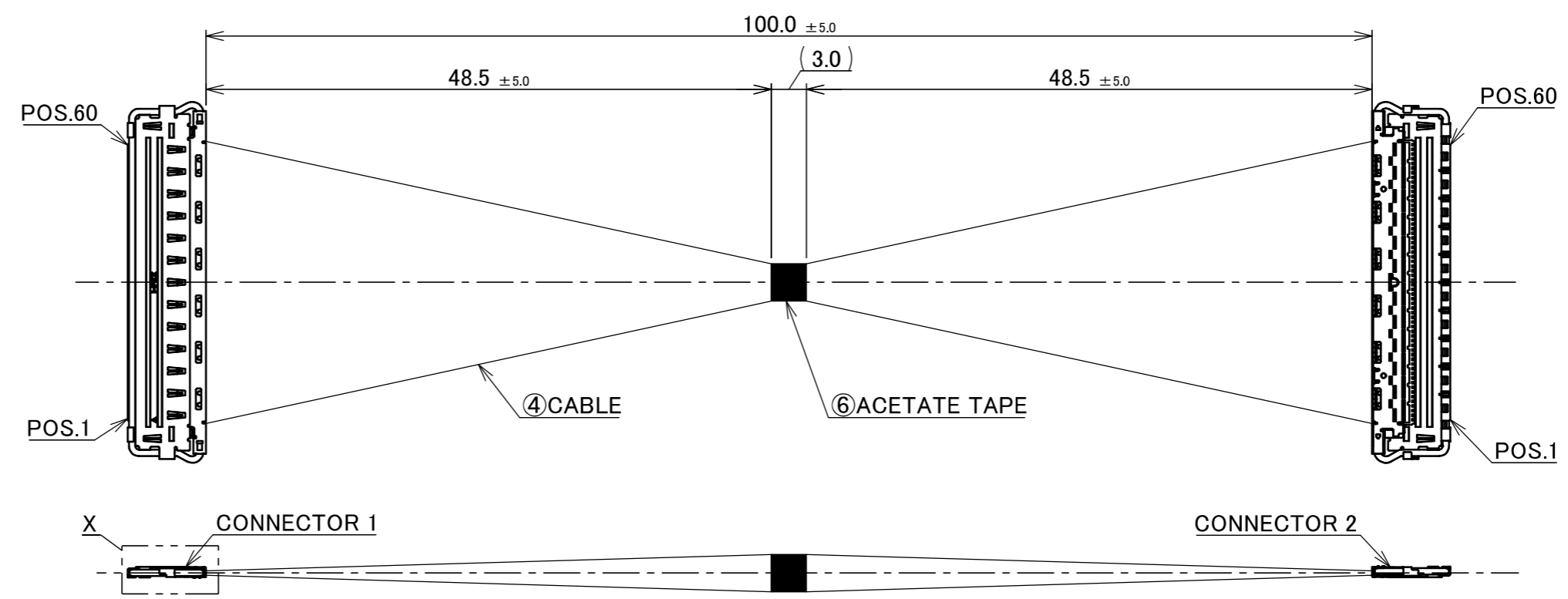
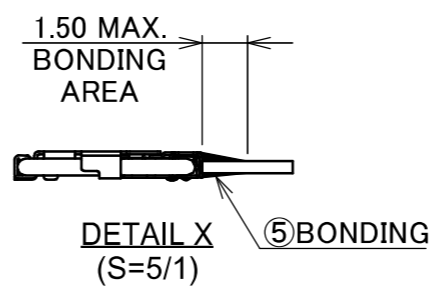
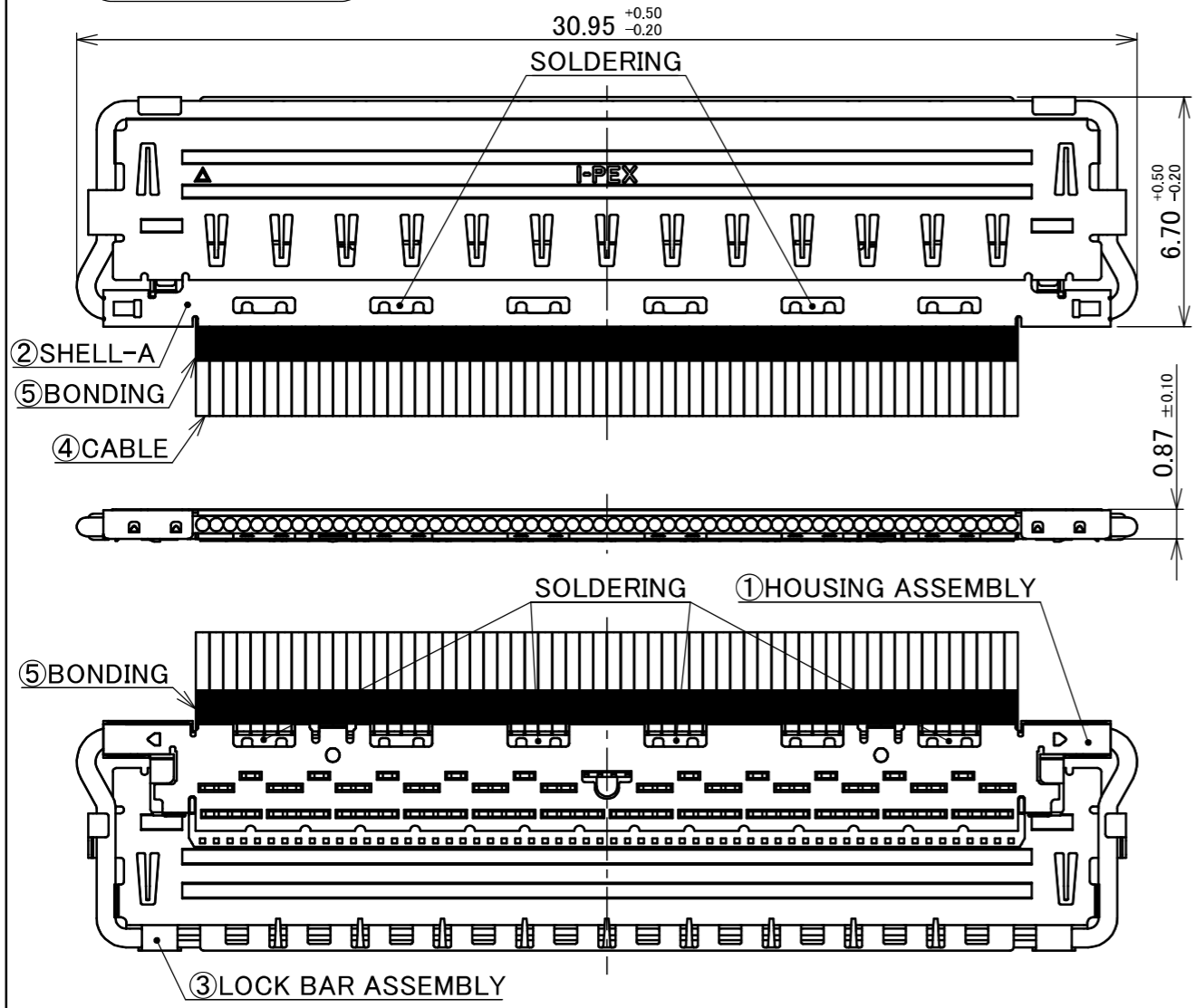


PART No.  
82995-100B-01-D



CONNECTOR 1&2  
(S=5/1)



NOTE.

1. TO HANDLE THIS CONNECTOR YOU MUST READ AND FOLLOW THE INSTRUCTION MANUAL BELOW. I-PEX INSTRUCTION MANUAL No.HIM-16028.
2. ELECTRIC CHARACTERISTICS  
WITHSTANDVOLTAGE : AC 250V LEAKAGE CURRENT 2.0mA MAX.  
INSULATION RESISTANCE : 50MΩ MIN. DC 100V
3. THE OPERATING TEMPERATURE OF THE HARNESS : 80°C MAX.
4. RATING VOLTAGE : 30V

PIN ASSIGNMENT			
CONNECTOR 1	CABLE	CONNECTOR 2	
60	MICRO-COAXIAL CABLE AWG#40 50 OHM, BLUE	60	
⋮	MICRO-COAXIAL CABLE AWG#40 50 OHM, BLUE	⋮	
1	MICRO-COAXIAL CABLE AWG#40 50 OHM, BLUE	1	

NO.	DESCRIPTION	PARTS NO.	QTY	REMARK
6	ACETATE TAPE	-	1	BLACK
5	BONDING	-	-	UV GLUE
4	CABLE	-	60	MICRO-COAXIAL CABLE AWG#40 50 OHM, BLUE
3	LOCK BAR ASSEMBLY	20789-060T-01	2	CONNECTOR 1 & 2 CABLINÉ-CA II PLUS PLUG P/N : 20788-060T-01 CONNECTOR TO BE MATED : 20790-060E-02
2	SHELL-A	3204-0601	2	
1	HOUSING ASSEMBLY	20680-060T-01	2	

REVISION RECORD					GENERAL TOLERANCE.			PROJECTION		SERIES No.		CUSTOMER COPY			
0	ZM00910	K.Fu	2026/05/28	-	ANGLE	±2°	6 OVER 30 MAX.	±0.3		IH-200016	SCALE	2:1	UNIT	I-PEX	
REV.	ECN	BY	DATE	APP.	6 MAX.	±0.2	30 OVER 120 MAX.	±0.5							
					DWG.	K.Fukutomi		DATE	2026/05/28		TITLE	mm	SIZE	SHEET	REV.
					CHK.	R.Takei				82995					
					APP.	T.Masunaga									

Confidential C

I-PEX Inc.

QKE-DFE06-02 REV.12