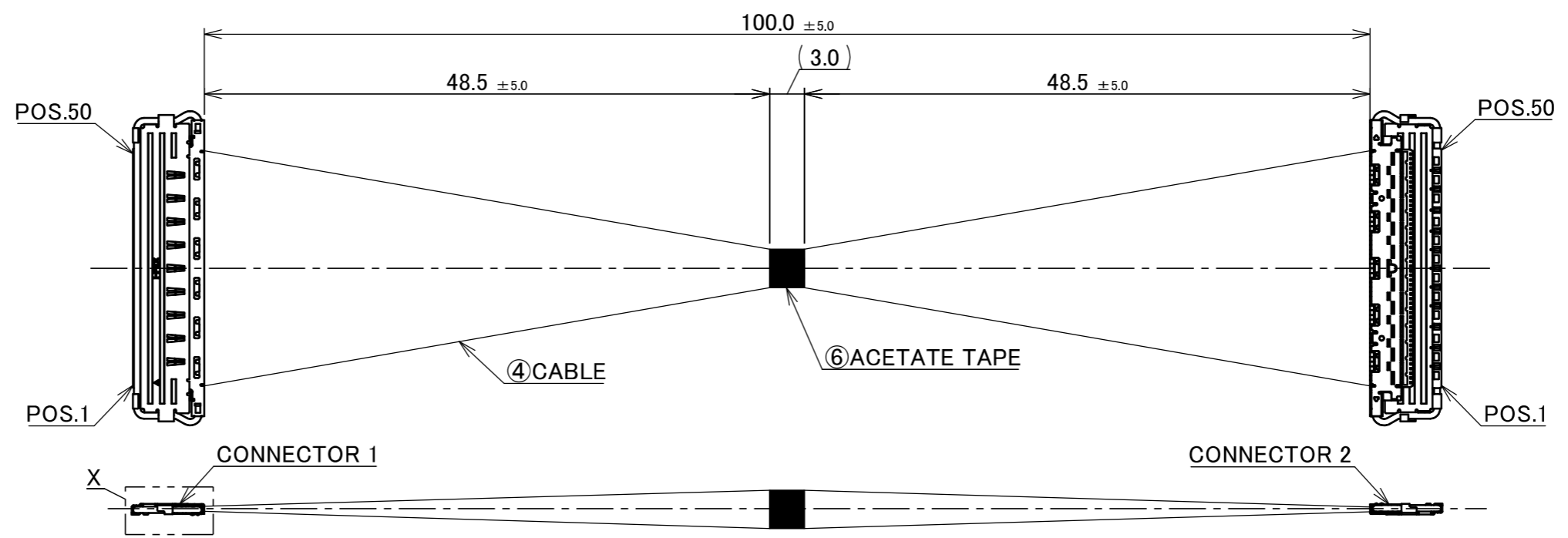
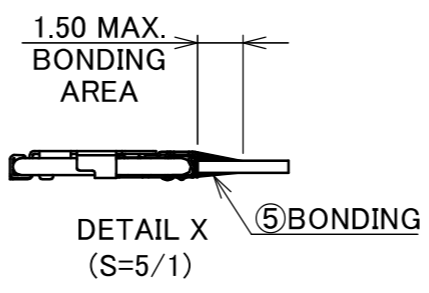
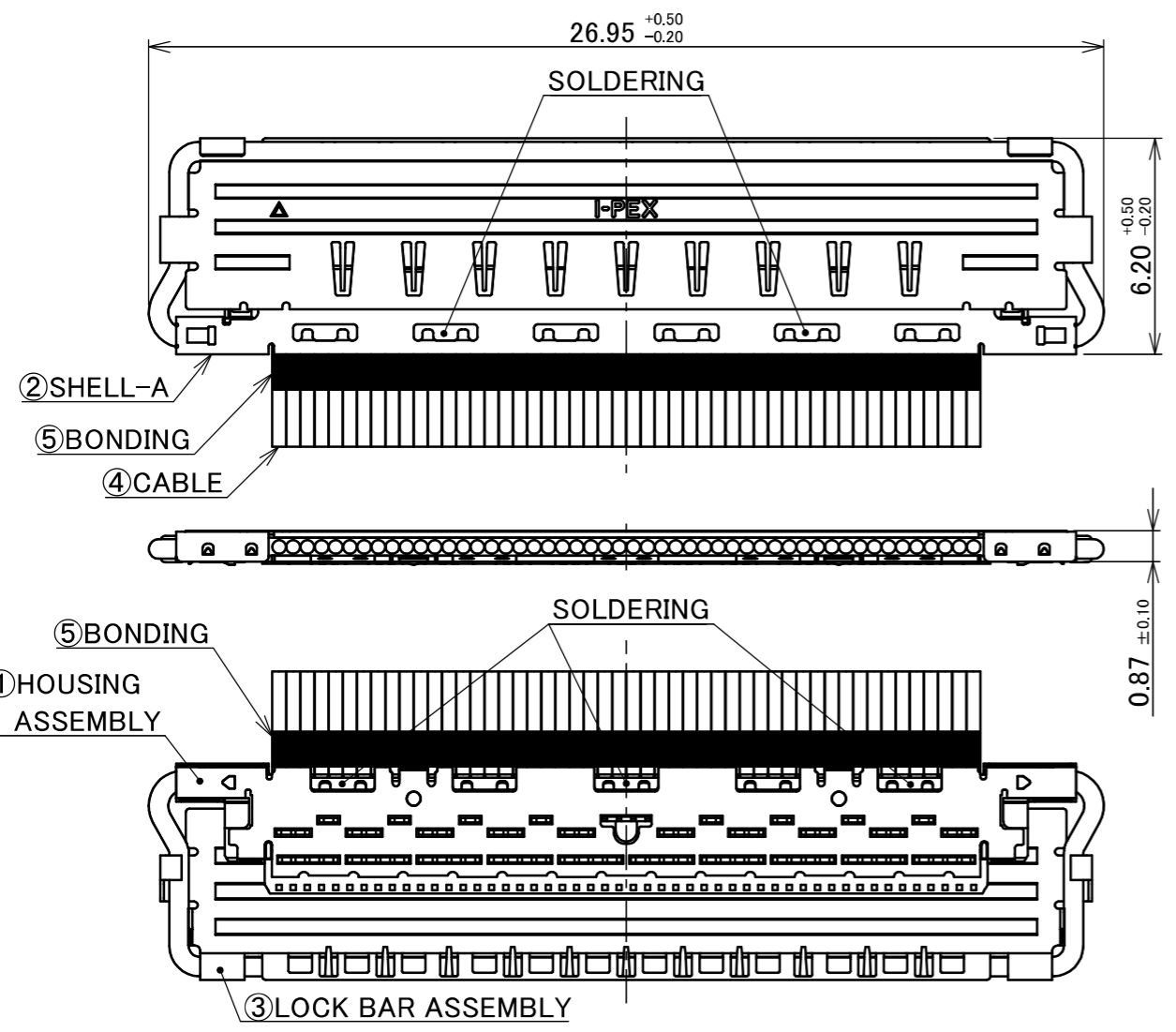


PART No.
82992-100B-01-D



CONNECTOR 1&2
(S=5/1)



PIN ASSIGNMENT		
CONNECTOR 1	CABLE	CONNECTOR 2
50	MICRO-COAXIAL CABLE AWG#40 50 OHM, BLUE	50
49	MICRO-COAXIAL CABLE AWG#40 50 OHM, BLUE	49
.	MICRO-COAXIAL CABLE AWG#40 50 OHM, BLUE	.
2	MICRO-COAXIAL CABLE AWG#40 50 OHM, BLUE	2
1	MICRO-COAXIAL CABLE AWG#40 50 OHM, BLUE	1

- NOTE.
- TO HANDLE THIS CONNECTOR YOU MUST READ AND FOLLOW THE INSTRUCTION MANUAL BELOW. I-PEX INSTRUCTION MANUAL No.HIM-16028.
 - ELECTRIC CHARACTERISTICS
WITHSTANDVOLTAGE : AC 250V LEAKAGE CURRENT 2.0mA MAX.
INSULATION RESISTANCE : 50MΩ MIN. DC 100V
 - THE OPERATING TEMPERATURE OF THE HARNESS : 80°C MAX.
 - RATING VOLTAGE : 30V

6	ACETATE TAPE	-	1	BLACK
5	BONDING	-	-	UV GLUE
4	CABLE	-	50	MICRO-COAXIAL CABLE AWG#40 50 OHM, BLUE
3	LOCK BAR ASSEMBLY	20681-050T-01	2	CONNECTOR 1&2
2	SHELL-A	3204-0501	2	CABLINE-CA II PLUG P/N : 20679-050T-01
1	HOUSING ASSEMBLY	20680-050T-01	2	CONNECTOR TO BE MATED : 20682-050E-02
NO.	DESCRIPTION	PARTS NO.	QTY	REMARK

ANGLE		±2°	6 OVER 30 MAX.	±0.3	PROJECTION ⊕	SERIES No. IH-200016	CUSTOMER COPY		
6 MAX.		±0.2	30 OVER 120 MAX.	±0.5					
GENERAL TOLERANCE.					TITLE CABLINE®-CA II 50P HARNESS	SCALE 2:1	UNIT mm		
DWG.	K.Fukutomi		DATE 2026/05/27						
CHK.	R.Takei								
0	ZM00907	K.Fu	2026/05/27	-	DWG. No.	82992	SIZE A3	SHEET 1/1	REV. 0
REVISION RECORD					82992				
REV.	ECN	BY	DATE	APP.	T.Masunaga				

Confidential C

I-PEX Inc.

QKE-DFE06-02 REV.12