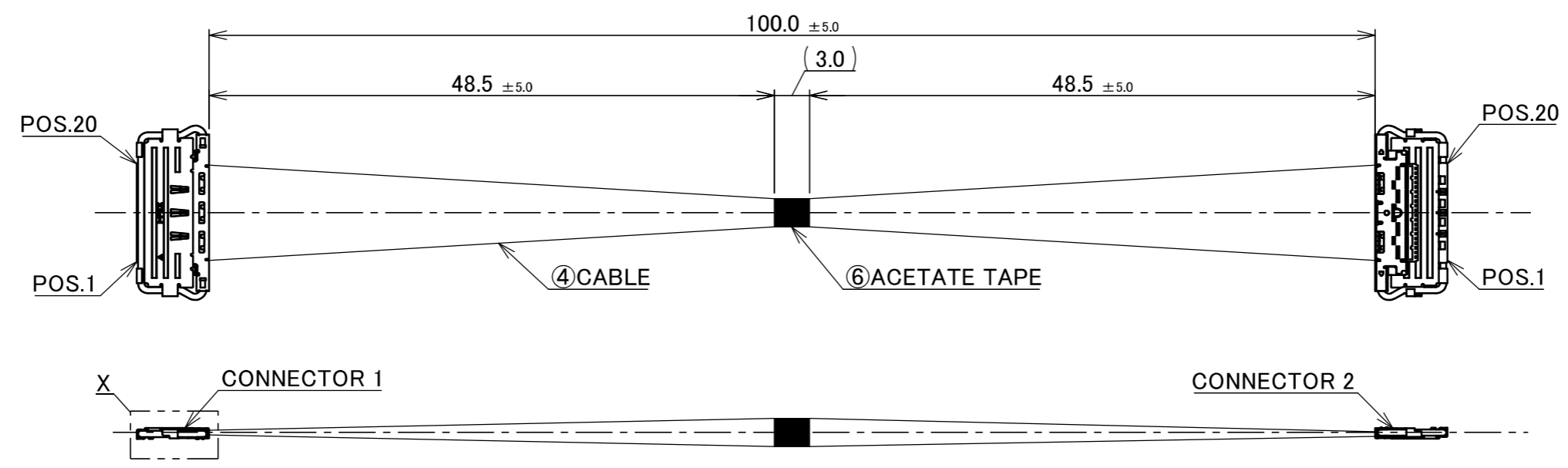
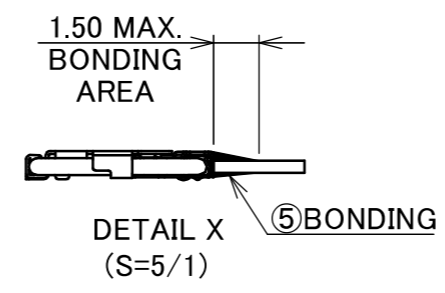
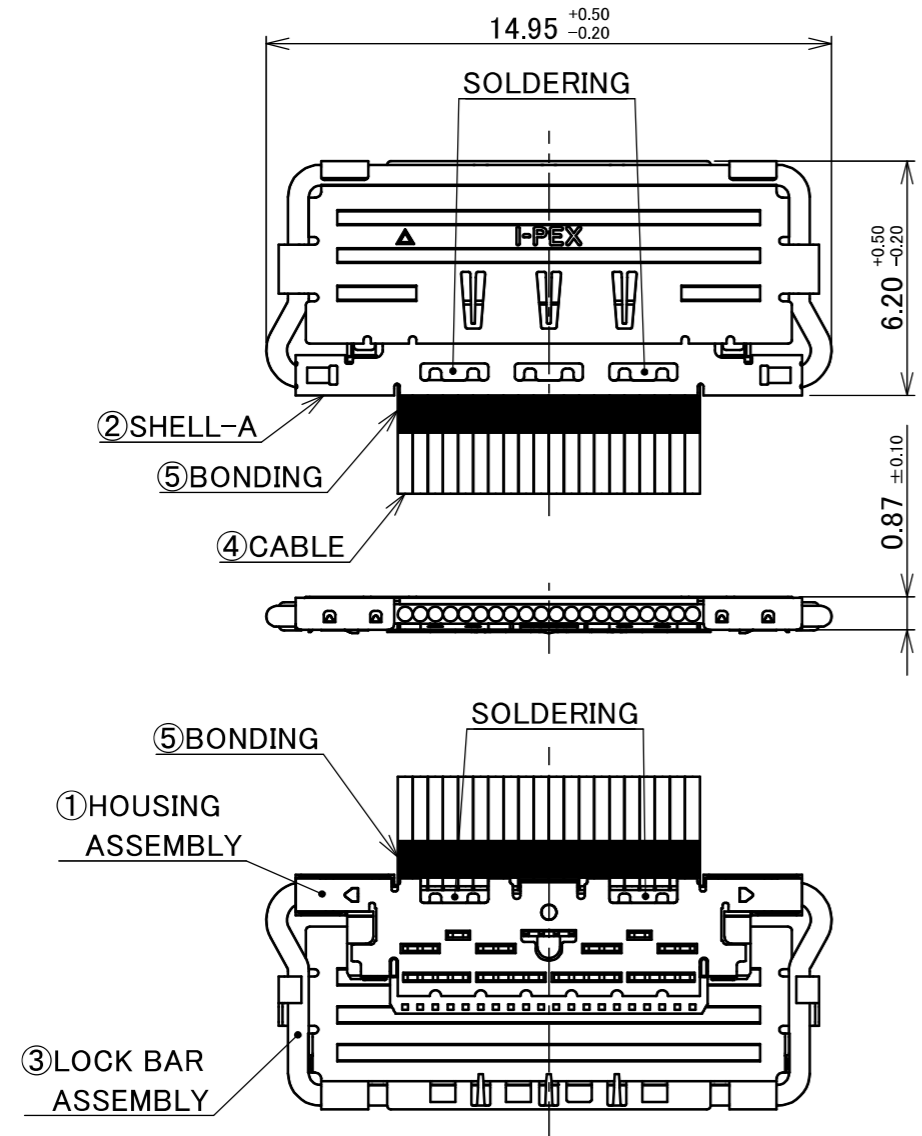


PART No.
82989-100B-01-D



CONNECTOR 1&2
(S=5/1)



PIN ASSIGNMENT		
CONNECTOR 1	CABLE	CONNECTOR 2
20	MICRO-COAXIAL CABLE AWG#40 50 OHM, BLUE	20
19	MICRO-COAXIAL CABLE AWG#40 50 OHM, BLUE	19
.	MICRO-COAXIAL CABLE AWG#40 50 OHM, BLUE	.
2	MICRO-COAXIAL CABLE AWG#40 50 OHM, BLUE	2
1	MICRO-COAXIAL CABLE AWG#40 50 OHM, BLUE	1

- NOTE.
- TO HANDLE THIS CONNECTOR YOU MUST READ AND FOLLOW THE INSTRUCTION MANUAL BELOW. I-PEX INSTRUCTION MANUAL No.HIM-16028.
 - ELECTRIC CHARACTERISTICS
WITHSTANDVOLTAGE : AC 250V LEAKAGE CURRENT 2.0mA MAX.
INSULATION RESISTANCE : 50MΩ MIN. DC 100V
 - THE OPERATING TEMPERATURE OF THE HARNESS : 80°C MAX.
 - RATING VOLTAGE : 30V

6	ACETATE TAPE	-	1	BLACK
5	BONDING	-	-	UV GLUE
4	CABLE	-	20	MICRO-COAXIAL CABLE AWG#40 50 OHM, BLUE
3	LOCK BAR ASSEMBLY	20681-020T-01	2	CONNECTOR 1 & 2 CABLINÉ-CA II PLUG P/N : 20679-020T-01 CONNECTOR TO BE MATED : 20682-020E-02
2	SHELL-A	3204-0201	2	
1	HOUSING ASSEMBLY	20680-020T-01	2	
NO.	DESCRIPTION	PARTS NO.	QTY	REMARK

				ANGLE	±2°	6 OVER 30 MAX.	±0.3	PROJECTION ⊕	SERIES No. IH-200016	CUSTOMER COPY		
					6 MAX.	±0.2	30 OVER 120 MAX.				±0.5	
				GENERAL TOLERANCE.				TITLE CABLINÉ®-CA II 20P HARNESS	SCALE 2:1	UNIT mm	I-PEX	
				DWG.	K.Fukutomi		DATE					2026/05/27
				CHK.	R.Takei							
0	ZM00907	K.Fu	2026/05/27	-					DWG. No. 82989	SIZE A3	SHEET 1/1	REV. 0
REV.	ECN	BY	DATE	APP.	REVISION RECORD							

Confidential C

I-PEX Inc.

QKE-DFE06-02 REV.12