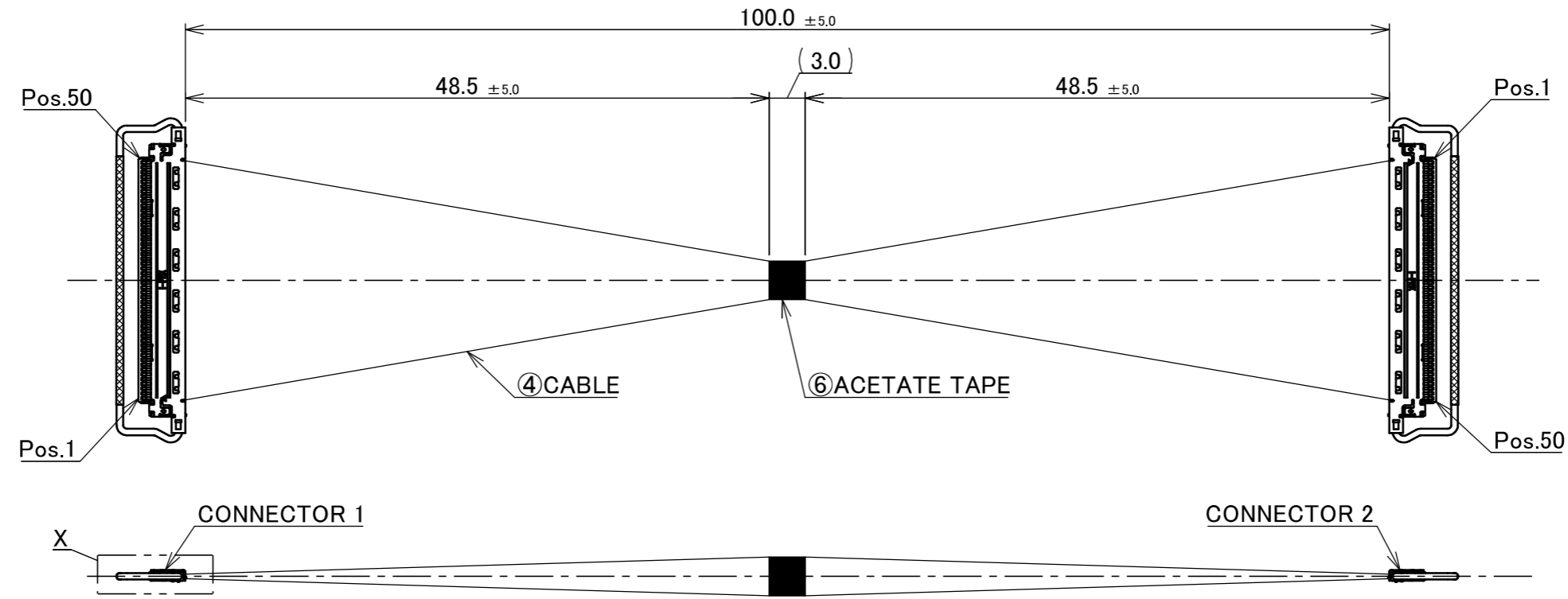
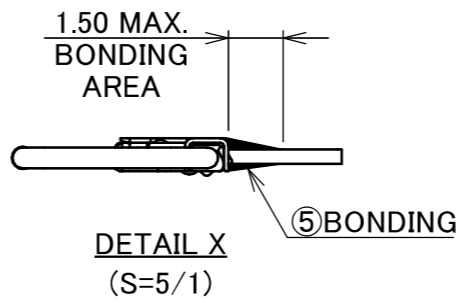
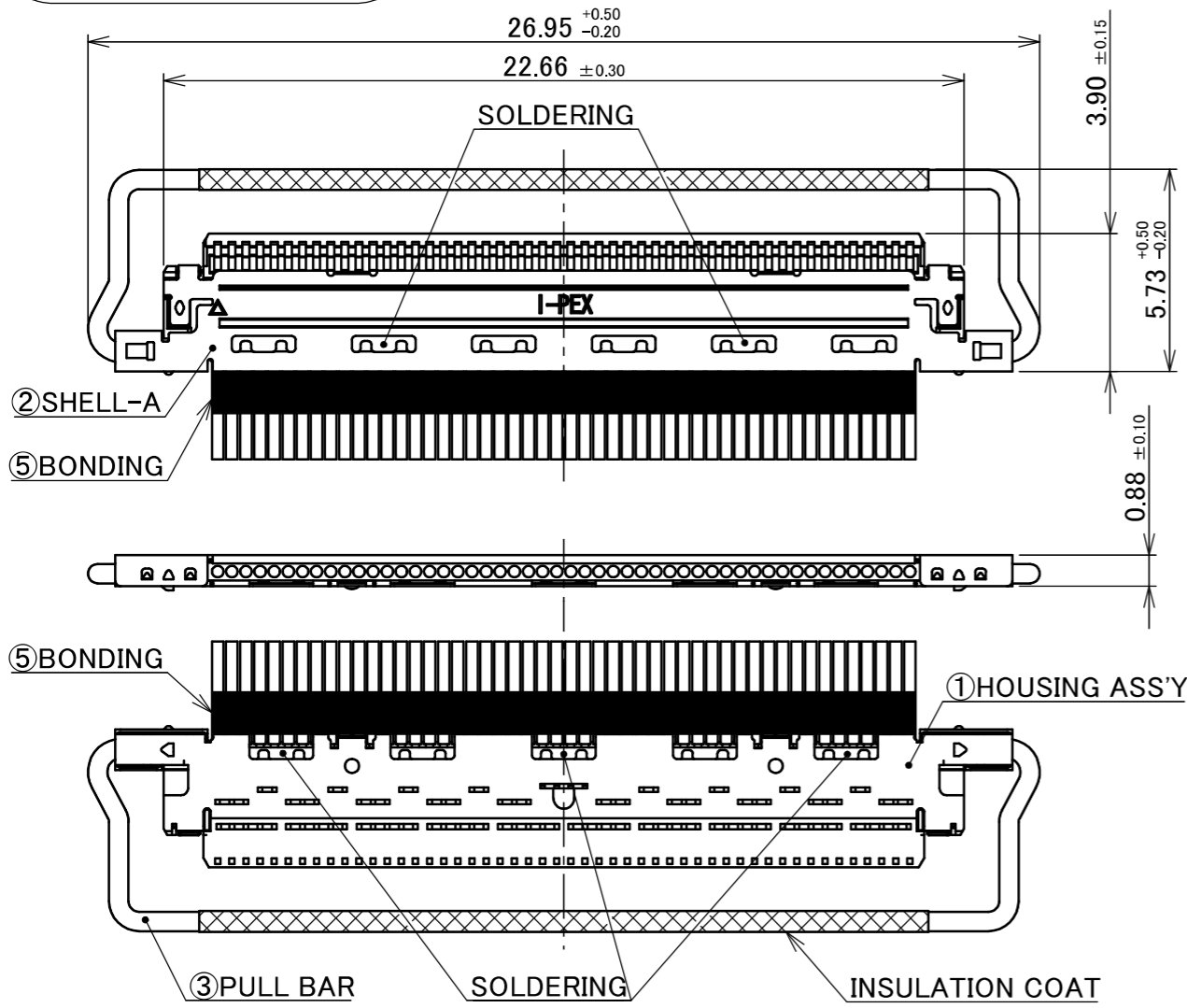


PART No.  
82863-100B-02-D



**CONNECTOR 1&2  
(S=5/1)**



- NOTE.
1. TO HANDLE THIS CONNECTOR YOU MUST READ AND FOLLOW THE INSTRUCTION MANUAL BELOW. I-PEX INSTRUCTION MANUAL No.HIM-09008.
  2. ELECTRIC CHARACTERISTICS  
WITHSTANDVOLTAGE : AC 250V LEAKAGE CURRENT 2.0mA MAX.  
INSULATION RESISTANCE : 50MΩ MIN. DC 100V
  3. THE OPERATING TEMPERATURE OF THE HARNESS : 80°C MAX.
  4. RATING VOLTAGE : 30V

PIN ASSIGNMENT		
CONNECTOR 1	CABLE	CONNECTOR 2
50	MICRO-COAXIAL CABLE AWG#40 50 OHM, BLUE	1
.	MICRO-COAXIAL CABLE AWG#40 50 OHM, BLUE	.
1	MICRO-COAXIAL CABLE AWG#40 50 OHM, BLUE	50

NO.	DESCRIPTION	PARTS NO.	QTY	REMARKS
6	ACETATE TAPE	-	1	BLACK
5	BONDING	-	-	UV GLUE
4	CABLE	-	50	MICRO-COAXIAL CABLE AWG#40 50 OHM, BLUE
3	PULL BAR	2766-0501	2	CONNECTOR 1&2
2	SHELL-A	2764-0501-002	2	CABLIN <sup>®</sup> -CA PLUG P/N : 20633-250T-01S CONNECTOR TO BE MATED : 20525-050E-02
1	HOUSING ASS'Y	20634-150T-02	2	

REVISION RECORD					GENERAL TOLERANCE.		PROJECTION		SERIES No.		CUSTOMER COPY	
0	ZM00760	K.B	2026/04/08	-	ANGLE	±2°	6 OVER 30 MAX.	±0.3	IH-200016	IH-200016	SCALE	2:1
REV.	ECN	BY	DATE	APP.	6 MAX.	±0.2	30 OVER 120 MAX.	±0.5				
					DWG.	K.Baba		DATE	2026/04/08		UNIT	mm
					CHK.	R.Takei		TITLE		SIZE		
					APP.	T.Masunaga		CABLIN <sup>®</sup> -CA 50P HARNESS			A3	1/1
					DWG. No.		82863					

Confidential C

I-PEX Inc.

QKE-DFE06-02 REV.12