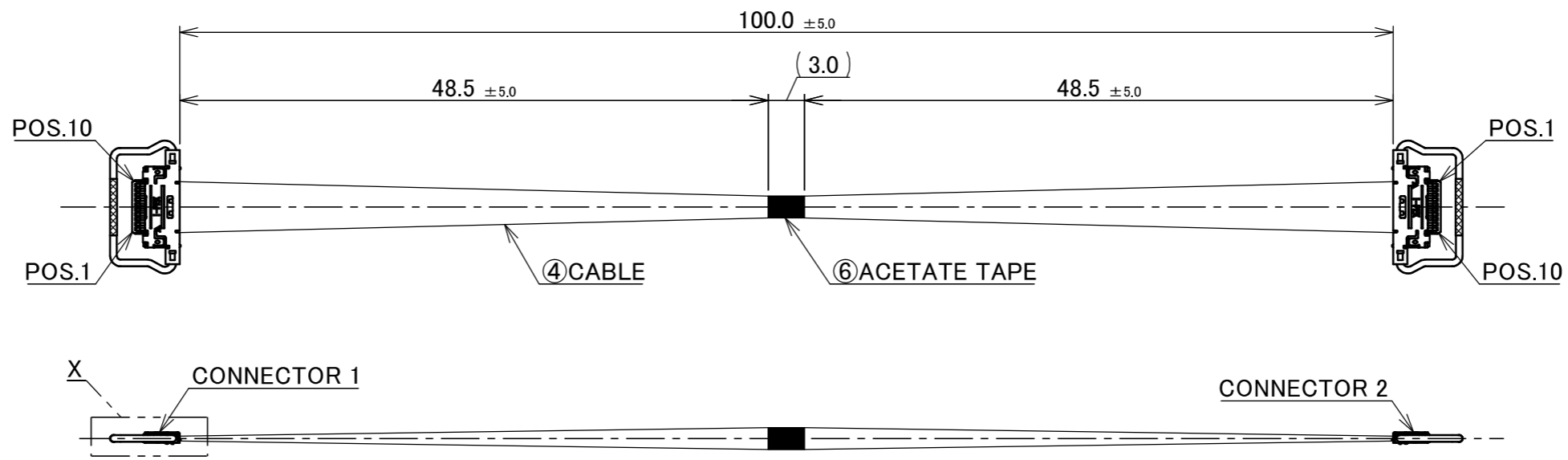
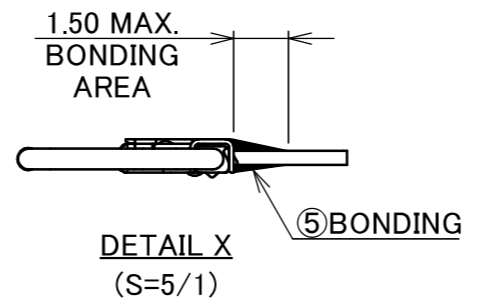
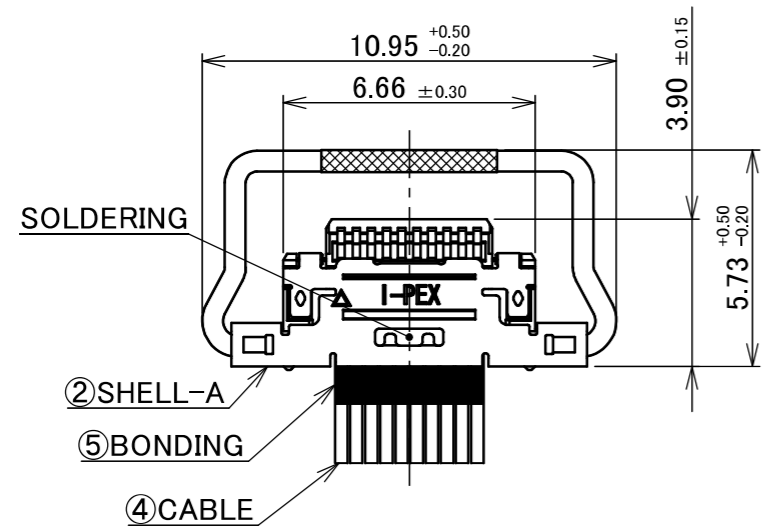


PART No.
82857-100B-02-D

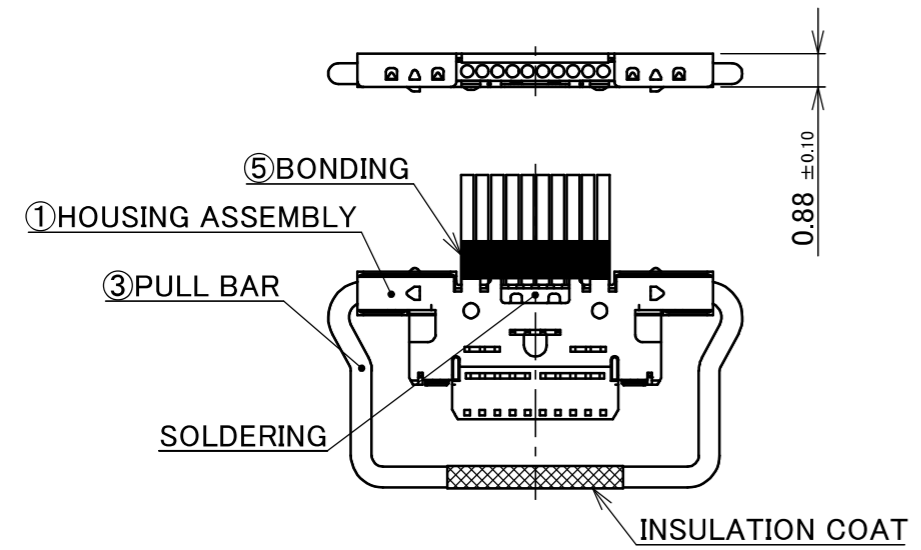


**CONNECTOR 1&2
(S=5/1)**



PIN ASSIGNMENT		
CONNECTOR 1	CABLE	CONNECTOR 2
10	MICRO-COAXIAL CABLE AWG#40 50 OHM, BLUE	1
·	MICRO-COAXIAL CABLE AWG#40 50 OHM, BLUE	·
·	MICRO-COAXIAL CABLE AWG#40 50 OHM, BLUE	·
1	MICRO-COAXIAL CABLE AWG#40 50 OHM, BLUE	10

- NOTE.
- TO HANDLE THIS CONNECTOR YOU MUST READ AND FOLLOW THE INSTRUCTION MANUAL BELOW. I-PEX INSTRUCTION MANUAL No.HIM-09008.
 - ELECTRIC CHARACTERISTICS
WITHSTANDVOLTAGE : AC 250V LEAKAGE CURRENT 2.0mA MAX.
INSULATION RESISTANCE : 50MΩ MIN. DC 100V
 - THE OPERATING TEMPERATURE OF THE HARNESS : 80°C MAX.
 - RATING VOLTAGE : 30V



NO.	DESCRIPTION	PARTS NO.	QTY	REMARKS
6	ACETATE TAPE	-	1	BLACK
5	BONDING	-	-	UV GLUE
4	CABLE	-	10	MICRO-COAXIAL CABLE AWG#40 50 OHM, BLUE
3	PULL BAR	2766-0101	2	CONNECTOR 1&2 CABLINER [®] -CA PLUG P/N : 20633-310T-01S CONNECTOR TO BE MATED : 20525-210E-02
2	SHELL-A	2764-0101-003	2	
1	HOUSING ASSEMBLY	20634-210T-02	2	

REVISION RECORD					GENERAL TOLERANCE.		PROJECTION		SERIES No.		CUSTOMER COPY	
0	ZM00760	K.B	2026/04/08	-	ANGLE	±2°	6 OVER 30 MAX.	±0.3	IH-200016	IH-200016	SCALE	2:1
REV.	ECN	BY	DATE	APP.	6 MAX.	±0.2	30 OVER 120 MAX.	±0.5				
					DWG.	K.Baba		DATE	2026/04/08		UNIT	I-PEX
					CHK.	R.Takei		TITLE		mm		
					APP.	T.Masunaga		CABLINER [®] -CA 10P HARNESS			SIZE	SHEET
					DWG. No.		82857		A3	1/1		

Confidential C

I-PEX Inc.

QKE-DFE06-02 REV.12